

N disconnect terminal block - UTN 16 - 3245053

Please be informed that the data shown in this PDF Document is generated from our Online Catalog. Please find the complete data in the user's documentation. Our General Terms of Use for Downloads are valid (<http://phoenixcontact.com/download>)



N disconnect terminal block, for neutral conductor disconnection, Screw connection, cross section: 6 mm² - 25 mm², AWG: 10 - 4, width: 12.2 mm, color: blue, mounting type: NS 35/7,5, NS 35/15


Your advantages

- ✓ Same shape as UT standard terminal blocks

RoHS

COMPLIANT

Key Commercial Data

| | |
|--------------|---|
| Packing unit | 50 pc |
| GTIN |  4 046356 299008 |
| GTIN | 4046356299008 |

Technical data

General

| | |
|---|---|
| Note | Assembly instructions: For secure fastening of the neutral busbar, supports must be set at the beginning and end of each terminal strip as well as every 20 cm on longer terminal strips. |
| Number of levels | 1 |
| Number of connections | 2 |
| Potentials | 1 |
| Nominal cross section | 16 mm ² |
| Color | blue |
| Insulating material | PA |
| Flammability rating according to UL 94 | V2 |
| Maximum load current | 76 A (with 16 mm ² conductor cross section) |
| Rated surge voltage | 6 kV |
| Degree of pollution | 3 |
| Overvoltage category | III |
| Insulating material group | I |
| Maximum power dissipation for nominal condition | 2.43 W |

N disconnect terminal block - UTN 16 - 3245053

Technical data

General

| | |
|---|--|
| Maximum load current | 76 A |
| Nominal current I_N | 76 A |
| Nominal voltage U_N | 400 V |
| Open side panel | No |
| Ambient temperature (operation) | -60 °C ... 85 °C |
| Ambient temperature (storage/transport) | -25 °C ... 55 °C (For a short time, not exceeding 24 h, -60 to +70 °C) |
| Permissible humidity (storage/transport) | 30 % ... 70 % |
| Ambient temperature (assembly) | -5 °C ... 70 °C |
| Shock protection test specification | DIN EN 50274 (VDE 0660-514):2002-11 |
| Back of the hand protection | guaranteed |
| Finger protection | guaranteed |
| Result of surge voltage test | Test passed |
| Result of power-frequency withstand voltage test | Test passed |
| Power frequency withstand voltage setpoint | 1.5 kV |
| Result of the test for mechanical stability of terminal points (5 x conductor connection) | Test passed |
| Result of bending test | Test passed |
| Bending test rotation speed | 10 rpm |
| Bending test turns | 135 |
| Bending test conductor cross section/weight | 6 mm ² / 1.4 kg |
| | 16 mm ² / 2.9 kg |
| | 25 mm ² / 4.5 kg |
| Tensile test result | Test passed |
| Result of tight fit on support | Test passed |
| Tight fit on carrier | NS 35 |
| Setpoint | 5 N |
| Result of voltage-drop test | Test passed |
| Result of temperature-rise test | Test passed |
| Requirement temperature-rise test | Increase in temperature ≤ 45 K |
| Short circuit stability result | Test passed |
| Conductor cross section short circuit testing | 16 mm ² |
| Short-time current | 1.92 kA |
| Result of thermal test | Test passed |
| Ageing test for screwless modular terminal block temperature cycles | 192 |
| Proof of thermal characteristics (needle flame) effective duration | 30 s |
| Result of aging test | Test passed |
| Oscillation, broadband noise test result | Test passed |
| Test specification, oscillation, broadband noise | DIN EN 50155 (VDE 0115-200):2008-03 |
| Test spectrum | Service life test category 1, class B, body mounted |
| Test frequency | $f_1 = 5$ Hz to $f_2 = 150$ Hz |
| ASD level | 1.857 (m/s ²) ² /Hz |

N disconnect terminal block - UTN 16 - 3245053

Technical data

General

| | |
|---|-------------------------------------|
| Acceleration | 0,8 g |
| Test duration per axis | 5 h |
| Test directions | X-, Y- and Z-axis |
| Shock test result | Test passed |
| Test specification, shock test | DIN EN 50155 (VDE 0115-200):2008-03 |
| Acceleration | 5g |
| Shock duration | 30 ms |
| Number of shocks per direction | 3 |
| Test directions | X-, Y- and Z-axis (pos. and neg.) |
| Relative insulation material temperature index (Elec., UL 746 B) | 125 °C |
| Temperature index of insulation material (DIN EN 60216-1 (VDE 0304-21)) | 125 °C |

Dimensions

| | |
|------------------|---------|
| Width | 12.2 mm |
| Length | 55 mm |
| Height | 49.9 mm |
| Height NS 35/7,5 | 50.5 mm |
| Height NS 35/15 | 58 mm |

Connection data

| | |
|--|---------------------|
| Note | Terminal point |
| Connection method | Screw connection |
| Screw thread | M5 |
| Stripping length | 12 mm |
| Tightening torque, min | 2.5 Nm |
| Tightening torque max | 3 Nm |
| Connection in acc. with standard | IEC 60947-7-1 |
| Conductor cross section solid min. | 6 mm ² |
| Conductor cross section solid max. | 25 mm ² |
| Conductor cross section AWG min. | 10 |
| Conductor cross section AWG max. | 4 |
| Conductor cross section flexible min. | 6 mm ² |
| Conductor cross section flexible max. | 16 mm ² |
| Min. AWG conductor cross section, flexible | 10 |
| Max. AWG conductor cross section, flexible | 6 |
| Conductor cross section flexible, with ferrule without plastic sleeve min. | 6 mm ² |
| Conductor cross section flexible, with ferrule without plastic sleeve max. | 16 mm ² |
| Conductor cross section flexible, with ferrule with plastic sleeve min. | 6 mm ² |
| Conductor cross section flexible, with ferrule with plastic sleeve max. | 16 mm ² |
| 2 conductors with same cross section, solid min. | 2.5 mm ² |
| 2 conductors with same cross section, solid max. | 10 mm ² |

N disconnect terminal block - UTN 16 - 3245053

Technical data

Connection data

| | |
|--|---------------------|
| 2 conductors with same cross section, stranded min. | 2.5 mm ² |
| 2 conductors with same cross section, stranded max. | 6 mm ² |
| Two conductors with the same cross section, flexible, with TWIN ferrules, with plastic sleeve, minimum | 4 mm ² |
| Two conductors with the same cross section, flexible, with TWIN ferrules, with plastic sleeve, maximum | 6 mm ² |
| Two conductors with the same cross section stranded, with ferrule and without plastic sleeve, minimum | 4 mm ² |
| Two conductors with the same cross section stranded, with ferrule and without plastic sleeve, maximum | 6 mm ² |
| Internal cylindrical gage | B7 |

Standards and Regulations

| | |
|--|---------------|
| Connection in acc. with standard | IEC 60947-7-1 |
| Flammability rating according to UL 94 | V2 |

Environmental Product Compliance

| | |
|------------|---|
| China RoHS | Environmentally friendly use period: unlimited = EFUP-e |
| | No hazardous substances above threshold values |

Drawings

Circuit diagram



Classifications

eCl@ss

| | |
|---------------|----------|
| eCl@ss 10.0.1 | 27141138 |
| eCl@ss 4.0 | 27141100 |
| eCl@ss 4.1 | 27141100 |
| eCl@ss 5.0 | 27141100 |
| eCl@ss 5.1 | 27141100 |
| eCl@ss 6.0 | 27141100 |
| eCl@ss 7.0 | 27141138 |
| eCl@ss 8.0 | 27141138 |
| eCl@ss 9.0 | 27141138 |

ETIM

| | |
|----------|----------|
| ETIM 2.0 | EC000897 |
| ETIM 3.0 | EC000897 |

N disconnect terminal block - UTN 16 - 3245053

Classifications

ETIM

| | |
|----------|----------|
| ETIM 4.0 | EC000902 |
| ETIM 5.0 | EC001257 |
| ETIM 6.0 | EC001257 |
| ETIM 7.0 | EC001257 |

UNSPSC

| | |
|---------------|----------|
| UNSPSC 6.01 | 30211811 |
| UNSPSC 7.0901 | 39121410 |
| UNSPSC 11 | 39121410 |
| UNSPSC 12.01 | 39121410 |
| UNSPSC 13.2 | 39121410 |
| UNSPSC 18.0 | 39121410 |
| UNSPSC 19.0 | 39121410 |
| UNSPSC 20.0 | 39121410 |
| UNSPSC 21.0 | 39121410 |

Approvals


Approvals

Approvals

EAC / EAC

Ex Approvals

Approval details

| | | |
|-----|---|--------------------------|
| EAC |  | RU C- DE.A*30.B.01742 |
|-----|---|--------------------------|

| | | |
|-----|---|--------------------------|
| EAC |  | RU C- DE.BL08.B.00534 |
|-----|---|--------------------------|

Accessories

Accessories

Cover profile

N disconnect terminal block - UTN 16 - 3245053

Accessories

Cover profile - AP-NLS N - 1013634



Cover profile, length: 300 mm, color: transparent

DIN rail

DIN rail perforated - NS 35/ 7,5 PERF 2000MM - 0801733



DIN rail perforated, Standard profile, width: 35 mm, height: 7.5 mm, acc. to EN 60715, material: Steel, galvanized, passivated with a thick layer, length: 2000 mm, color: silver

DIN rail, unperforated - NS 35/ 7,5 UNPERF 2000MM - 0801681



DIN rail, unperforated, Standard profile, width: 35 mm, height: 7.5 mm, acc. to EN 60715, material: Steel, galvanized, passivated with a thick layer, length: 2000 mm, color: silver

DIN rail perforated - NS 35/ 7,5 WH PERF 2000MM - 1204119



DIN rail perforated, Standard profile, width: 35 mm, height: 7.5 mm, acc. to EN 60715, material: Steel, Galvanized, white passivated, length: 2000 mm, color: silver

DIN rail, unperforated - NS 35/ 7,5 WH UNPERF 2000MM - 1204122



DIN rail, unperforated, Standard profile, width: 35 mm, height: 7.5 mm, acc. to EN 60715, material: Steel, Galvanized, white passivated, length: 2000 mm, color: silver

N disconnect terminal block - UTN 16 - 3245053

Accessories

DIN rail, unperforated - NS 35/ 7,5 AL UNPERF 2000MM - 0801704



DIN rail, unperforated, Standard profile, width: 35 mm, height: 7.5 mm, acc. to EN 60715, material: Aluminum, uncoated, length: 2000 mm, color: silver

DIN rail perforated - NS 35/ 7,5 ZN PERF 2000MM - 1206421



DIN rail perforated, Standard profile, width: 35 mm, height: 7.5 mm, acc. to EN 60715, material: Steel, galvanized, length: 2000 mm, color: silver

DIN rail, unperforated - NS 35/ 7,5 ZN UNPERF 2000MM - 1206434



DIN rail, unperforated, Standard profile, width: 35 mm, height: 7.5 mm, acc. to EN 60715, material: Steel, galvanized, length: 2000 mm, color: silver

DIN rail, unperforated - NS 35/ 7,5 CU UNPERF 2000MM - 0801762



DIN rail, unperforated, Standard profile, width: 35 mm, height: 7.5 mm, acc. to EN 60715, material: Copper, uncoated, length: 2000 mm, color: copper-colored

End cap - NS 35/ 7,5 CAP - 1206560



DIN rail end piece, for DIN rail NS 35/7.5

N disconnect terminal block - UTN 16 - 3245053


Accessories

DIN rail perforated - NS 35/15 PERF 2000MM - 1201730



DIN rail perforated, Standard profile, width: 35 mm, height: 15 mm, similar to EN 60715, material: Steel, galvanized, passivated with a thick layer, length: 2000 mm, color: silver

DIN rail, unperforated - NS 35/15 UNPERF 2000MM - 1201714



DIN rail, unperforated, Standard profile, width: 35 mm, height: 15 mm, similar to EN 60715, material: Steel, galvanized, passivated with a thick layer, length: 2000 mm, color: silver

DIN rail perforated - NS 35/15 WH PERF 2000MM - 0806602



DIN rail perforated, Standard profile, width: 35 mm, height: 15 mm, similar to EN 60715, material: Steel, Galvanized, white passivated, length: 2000 mm, color: silver

DIN rail, unperforated - NS 35/15 WH UNPERF 2000MM - 1204135



DIN rail, unperforated, Standard profile, width: 35 mm, height: 15 mm, similar to EN 60715, material: Steel, Galvanized, white passivated, length: 2000 mm, color: silver

DIN rail, unperforated - NS 35/15 AL UNPERF 2000MM - 1201756



DIN rail, unperforated, Standard profile, width: 35 mm, height: 15 mm, similar to EN 60715, material: Aluminum, uncoated, length: 2000 mm, color: silver

N disconnect terminal block - UTN 16 - 3245053

Accessories

DIN rail perforated - NS 35/15 ZN PERF 2000MM - 1206599



DIN rail perforated, Standard profile, width: 35 mm, height: 15 mm, similar to EN 60715, material: Steel, galvanized, length: 2000 mm, color: silver

DIN rail, unperforated - NS 35/15 ZN UNPERF 2000MM - 1206586



DIN rail, unperforated, Standard profile, width: 35 mm, height: 15 mm, similar to EN 60715, material: Steel, galvanized, length: 2000 mm, color: silver

DIN rail, unperforated - NS 35/15 CU UNPERF 2000MM - 1201895



DIN rail, unperforated, Standard profile, width: 35 mm, height: 15 mm, similar to EN 60715, material: Copper, uncoated, length: 2000 mm, color: copper-colored

End cap - NS 35/15 CAP - 1206573



DIN rail end piece, for DIN rail NS 35/15

DIN rail, unperforated - NS 35/15-2,3 UNPERF 2000MM - 1201798



DIN rail, unperforated, Standard profile 2.3 mm, width: 35 mm, height: 15 mm, acc. to EN 60715, material: Steel, galvanized, passivated with a thick layer, length: 2000 mm, color: silver

End block

N disconnect terminal block - UTN 16 - 3245053

Accessories

End clamp - CLIPFIX 35 - 3022218



Quick mounting end clamp for NS 35/7,5 DIN rail or NS 35/15 DIN rail, with marking option, width: 9.5 mm, color: gray

End clamp - CLIPFIX 35-5 - 3022276



Quick mounting end clamp for NS 35/7,5 DIN rail or NS 35/15 DIN rail, with marking option, with parking option for FBS...5, FBS...6, KSS 5, KSS 6, width: 5.15 mm, color: gray

End clamp - E/NS 35 N - 0800886



End clamp, width: 9.5 mm, color: gray

End clamp - E/UK - 1201442



End clamp, width: 9.5 mm, height: 35.3 mm, material: PA, length: 50.5 mm, Mounting on a DIN rail NS 32 or NS 35, color: gray

End clamp - E/UK 1 - 1201413



End clamps, for supporting the ends of double-level and three-level terminal blocks, width: 10 mm, color: gray

Insulating sleeve

N disconnect terminal block - UTN 16 - 3245053

Accessories

Insulating sleeve - MPS-IH WH - 0201663

Insulating sleeve, color: white



Insulating sleeve - MPS-IH RD - 0201676

Insulating sleeve, color: red



Insulating sleeve - MPS-IH BU - 0201689

Insulating sleeve, color: blue



Insulating sleeve - MPS-IH YE - 0201692

Insulating sleeve, color: yellow



Insulating sleeve - MPS-IH GN - 0201702

Insulating sleeve, color: green



N disconnect terminal block - UTN 16 - 3245053

Accessories

Insulating sleeve - MPS-IH GY - 0201728

Insulating sleeve, color: gray



Insulating sleeve - MPS-IH BK - 0201731

Insulating sleeve, color: black



Labeled terminal marker

Zack marker strip - ZB 12 CUS - 0824942



Zack marker strip, can be ordered: Strip, white, labeled according to customer specifications, mounting type: snap into tall marker groove, for terminal block width: 12.2 mm, lettering field size: 10.5 x 12.15 mm, Number of individual labels: 5

Zack marker strip - ZB 12,LGS:L1-N,PE - 0812146



Zack marker strip, Strip, white, labeled, printed horizontally: L1, L2, L3, N, PE, mounting type: snap into tall marker groove, for terminal block width: 12.2 mm, lettering field size: 10.5 x 12.15 mm, Number of individual labels: 5

Marker for terminal blocks - UC-TM 12 CUS - 0824613



Marker for terminal blocks, can be ordered: by sheet, white, labeled according to customer specifications, mounting type: snap into tall marker groove, for terminal block width: 12 mm, lettering field size: 11.45 x 10.5 mm, Number of individual labels: 40

N disconnect terminal block - UTN 16 - 3245053

Accessories

Marker for terminal blocks - UCT-TM 12 CUS - 0829630



Marker for terminal blocks, can be ordered: by sheet, white, labeled according to customer specifications, mounting type: snap into tall marker groove, for terminal block width: 12 mm, lettering field size: 10.8 x 9.6 mm, Number of individual labels: 30

Neutral conductor rail

Neutral busbar - NLS-CU 3/10 SN 1000MM - 0402174



Neutral busbar, width: 10 mm, height: 3 mm, DIN VDE 0611-4: 1991-02, material: Copper, tin-plated, length: 1000 mm, color: silver

Pick-off terminal block

Power terminal block - EK 135 - 0401023



Power terminal block, connection method: Screw connection, load current: 125 A, cross section: 0.75 mm² - 35 mm², width: 12 mm, color: aluminum color

Power terminal block - EK 116 - 0401010



Power terminal block, connection method: Screw connection, load current: 76 A, cross section: 0.5 mm² - 16 mm², width: 8 mm, color: aluminum color

Pick-off terminal block - AGK 4-UT 16 - 3047125



Pick-off terminal block, nom. voltage: 1000 V, nominal current: 32 A, connection method: Screw connection, number of connections: 1, cross section: 0.14 mm² - 6 mm², AWG: 26 - 10, width: 8.1 mm, height: 24.7 mm, color: gray, mounting type: on base element

Screwdriver tools

N disconnect terminal block - UTN 16 - 3245053

Accessories

Screwdriver - SZS 1,0X4,0 VDE - 1205066



Screwdriver, slot-headed, VDE insulated, size: 1.0 x 4.0 x 100 mm, 2-component grip, with non-slip grip

Support

Support bracket - UAB - 3032428



Support bracket, number of positions: 1, width: 2 mm, color: blue

Support bracket - AB/NS - 1201141



Support bracket, for insulated mounting of DIN rails in insulated systems, plastic, 21 mm high

Support bracket - AB-UTN 2,5/10 - 3245082



Support bracket, Bracket for busbars, set every 20 cm, length: 58.4 mm, width: 2.2 mm, height: 46.9 mm, number of positions: 1, color: blue

Terminal marking

Zack marker strip - ZB 12:UNPRINTED - 0812120



Zack marker strip, Strip, white, unlabeled, can be labeled with: PLOTMARK, CMS-P1-PLOTTER, mounting type: snap into tall marker groove, for terminal block width: 12.2 mm, lettering field size: 12 x 10.5 mm, Number of individual labels: 5

N disconnect terminal block - UTN 16 - 3245053

Accessories

Marker for terminal blocks - UC-TM 12 - 0819194



Marker for terminal blocks, Sheet, white, unlabeled, can be labeled with: BLUEMARK ID COLOR, BLUEMARK ID, BLUEMARK CLED, PLOTMARK, CMS-P1-PLOTTER, mounting type: snap into tall marker groove, for terminal block width: 12 mm, lettering field size: 11.45 x 10.5 mm, Number of individual labels: 40

Marker for terminal blocks - UCT-TM 12 - 0829144



Marker for terminal blocks, Sheet, white, unlabeled, can be labeled with: TOPMARK NEO, TOPMARK LASER, BLUEMARK ID COLOR, BLUEMARK ID, BLUEMARK CLED, THERMOMARK PRIME, THERMOMARK CARD 2.0, THERMOMARK CARD, mounting type: snap into tall marker groove, for terminal block width: 12 mm, lettering field size: 10.8 x 9.6 mm, Number of individual labels: 30

Test plug terminal block

Test plugs - MPS-MT - 0201744



Test plugs, with solder connection up to 1 mm² conductor cross section, color: gray

Additional products

Connection terminal block - AKG 16 BU - 0423014



Connection terminal block, connection method: Screw connection, load current: 76 A, cross section: 1.5 mm² - 16 mm², width: 9.8 mm, color: blue

Connection terminal block - AKG 35 BU - 0424013



Connection terminal block, connection method: Screw connection, load current: 125 A, cross section: 2.5 mm² - 35 mm², width: 14.3 mm, color: blue

N disconnect terminal block - UTN 16 - 3245053

Accessories

Branch terminal - IAK 16 - 2715982



Branch terminal, connection method: Screw connection, load current: 76 A, cross section: 0.5 mm² - 16 mm², width: 7.7 mm, color: gray

Phoenix Contact 2020 © - all rights reserved
<http://www.phoenixcontact.com>

PHOENIX CONTACT GmbH & Co. KG
Flachsmarktstr. 8
32825 Blomberg
Germany
Tel. +49 5235 300
Fax +49 5235 3 41200
<http://www.phoenixcontact.com>

Mouser Electronics

Authorized Distributor

Click to View Pricing, Inventory, Delivery & Lifecycle Information:

Phoenix Contact:

3245053