

## Feed-through modular terminal block - ST 10 BK - 3035665

Please be informed that the data shown in this PDF Document is generated from our Online Catalog. Please find the complete data in the user's documentation. Our General Terms of Use for Downloads are valid  
(<http://phoenixcontact.com/download>)




Feed-through modular terminal block, nom. voltage: 1000 V, nominal current: 57 A, connection method: Spring-cage connection, number of connections: 2, cross section: 0.2 mm<sup>2</sup> - 16 mm<sup>2</sup>, AWG: 24 - 6, width: 10.2 mm, color: black, mounting type: NS 35/7,5, NS 35/15

### Your advantages

- ✓ The double bridge shaft not only enables individual chain bridging, but also reducing bridging to spring-cage terminal blocks with smaller cross sections
- ✓ The flexible options for reducing bridging in the CLIPLINE complete system can be found in "Accessories for the CLIPLINE complete modular terminal block system"
- ✓ Tested for railway applications



### Key Commercial Data

Packing unit	50 pc
Minimum order quantity	50 pc
GTIN	
GTIN	4055626457369

### Technical data

#### General

Number of levels	1
Number of connections	2
Potentials	1
Nominal cross section	10 mm <sup>2</sup>
Color	black
Insulating material	PA
Flammability rating according to UL 94	V0
Area of application	Railway industry
	Machine building
	Plant engineering
	Process industry

# Feed-through modular terminal block - ST 10 BK - 3035665

## Technical data

### General

Rated surge voltage	8 kV
Degree of pollution	3
Overvoltage category	III
Insulating material group	I
Maximum power dissipation for nominal condition	1.82 W
Maximum load current	65 A (with 16 mm <sup>2</sup> conductor cross section)
Nominal current I <sub>N</sub>	57 A
Nominal voltage U <sub>N</sub>	1000 V
Open side panel	Yes
Ambient temperature (operation)	-60 °C ... 85 °C
Ambient temperature (storage/transport)	-25 °C ... 55 °C (For a short time, not exceeding 24 h, -60 to +70 °C)
Permissible humidity (storage/transport)	30 % ... 70 %
Ambient temperature (assembly)	-5 °C ... 70 °C
Ambient temperature (actuation)	-5 °C ... 70 °C

### Dimensions

Width	10.2 mm
End cover width	2.2 mm
Length	71.5 mm
Height NS 35/7,5	50.3 mm
Height NS 35/15	57.8 mm

### Connection data

Connection	1 level
Connection method	Spring-cage connection
Stripping length	18 mm
Connection in acc. with standard	IEC 60947-7-1
Conductor cross section solid min.	0.2 mm <sup>2</sup>
Conductor cross section solid max.	16 mm <sup>2</sup>
Conductor cross section AWG min.	24
Conductor cross section AWG max.	6
Conductor cross section flexible min.	0.2 mm <sup>2</sup>
Conductor cross section flexible max.	10 mm <sup>2</sup>
Min. AWG conductor cross section, flexible	24
Max. AWG conductor cross section, flexible	8
Conductor cross section flexible, with ferrule without plastic sleeve min.	0.25 mm <sup>2</sup>
Conductor cross section flexible, with ferrule without plastic sleeve max.	10 mm <sup>2</sup>
Conductor cross section flexible, with ferrule with plastic sleeve min.	0.25 mm <sup>2</sup>
Conductor cross section flexible, with ferrule with plastic sleeve max.	10 mm <sup>2</sup>
Two conductors with the same cross section, flexible, with TWIN ferrules, with plastic sleeve, minimum	1.5 mm <sup>2</sup>

# Feed-through modular terminal block - ST 10 BK - 3035665

## Technical data

### Connection data

Two conductors with the same cross section, flexible, with TWIN ferrules, with plastic sleeve, maximum	2.5 mm <sup>2</sup>
Connection in acc. with standard	IEC/EN 60079-7
Conductor cross section solid min.	1.5 mm <sup>2</sup>
Conductor cross section solid max.	16 mm <sup>2</sup>
Conductor cross section AWG min.	16
Conductor cross section AWG max.	6
Conductor cross section flexible min.	1.5 mm <sup>2</sup>
Conductor cross section flexible max.	10 mm <sup>2</sup>
Internal cylindrical gage	A6

### Standards and Regulations

Connection in acc. with standard	IEC 60947-7-1
	IEC/EN 60079-7
Flammability rating according to UL 94	V0

### Environmental Product Compliance

China RoHS	Environmentally friendly use period: unlimited = EFUP-e
	No hazardous substances above threshold values

## Drawings

Circuit diagram



## Classifications

### eCl@ss

eCl@ss 10.0.1	27141120
eCl@ss 4.0	27141121
eCl@ss 4.1	27141121
eCl@ss 5.0	27141120
eCl@ss 5.1	27141120
eCl@ss 6.0	27141100
eCl@ss 7.0	27141120
eCl@ss 8.0	27141120
eCl@ss 9.0	27141120

### ETIM

ETIM 2.0	EC000897
----------	----------

## Feed-through modular terminal block - ST 10 BK - 3035665

### Classifications

#### ETIM

ETIM 3.0	EC000897
ETIM 4.0	EC000897
ETIM 5.0	EC000897
ETIM 6.0	EC000897
ETIM 7.0	EC000897

#### UNSPSC

UNSPSC 6.01	30211811
UNSPSC 7.0901	39121410
UNSPSC 11	39121410
UNSPSC 12.01	39121410
UNSPSC 13.2	39121410
UNSPSC 18.0	39121410
UNSPSC 19.0	39121410
UNSPSC 20.0	39121410
UNSPSC 21.0	39121410

### Approvals

#### Approvals

#### Approvals


DNV GL / CSA / PRS / BV / LR / KR / NK / UL Recognized / cUL Recognized / EAC / RS / cULus Recognized

#### Ex Approvals

IECEX / ATEX / EAC Ex

#### Approval details

DNV GL		<a href="https://approvalfinder.dnvgl.com/">https://approvalfinder.dnvgl.com/</a>	TAE00001CS
--------	---	---	------------

CSA		<a href="http://www.csagroup.org/services-industries/product-listing/">http://www.csagroup.org/services-industries/product-listing/</a>	13631
	B	C	
Nominal voltage UN	600 V	600 V	
Nominal current IN	65 A	65 A	
mm <sup>2</sup> /AWG/kcmil	16-6	16-6	

## Feed-through modular terminal block - ST 10 BK - 3035665

### Approvals


PRS		<a href="http://www.prs.pl/">http://www.prs.pl/</a>	TE/2156/880590/17
-----	---	---	-------------------


BV		<a href="http://www.veristar.com/portal/veristarinfo/generalinfo/approved/approvedProducts/equipmentAndMaterials">http://www.veristar.com/portal/veristarinfo/generalinfo/approved/approvedProducts/equipmentAndMaterials</a>	13403/D0 BV
----	---	---	-------------


LR		<a href="http://www.lr.org/en">http://www.lr.org/en</a>	LR2014888TA
----	---	---	-------------

KR		<a href="http://www.krs.co.kr/eng/main/main.aspx">http://www.krs.co.kr/eng/main/main.aspx</a>	HMB17372-EL002
----	---	---	----------------

NK		<a href="http://www.classnk.or.jp/hp/en/">http://www.classnk.or.jp/hp/en/</a>	09 ME 140
----	---	---	-----------

UL Recognized		<a href="http://database.ul.com/cgi-bin/XYV/template/LISEXT/1FRAME/index.htm">http://database.ul.com/cgi-bin/XYV/template/LISEXT/1FRAME/index.htm</a>	FILE E 60425
	B	C	
Nominal voltage UN	600 V	600 V	
Nominal current IN	65 A	65 A	
mm²/AWG/kcmil	16-6	16-6	

cUL Recognized		<a href="http://database.ul.com/cgi-bin/XYV/template/LISEXT/1FRAME/index.htm">http://database.ul.com/cgi-bin/XYV/template/LISEXT/1FRAME/index.htm</a>	FILE E 60425
	B	C	
Nominal voltage UN	600 V	600 V	
Nominal current IN	65 A	65 A	
mm²/AWG/kcmil	16-6	16-6	

EAC		RU C- DE.A*30.B.01742
-----	---	--------------------------

## Feed-through modular terminal block - ST 10 BK - 3035665

### Approvals

RS



<http://www.rs-head.spb.ru/en/index.php>

17.00013.272

cULus Recognized



### Accessories

#### Accessories

#### Device circuit breakers

Electronic device circuit breaker - PTCB E1 24DC/1-8A NO - 2908262



Single-channel electronic circuit breaker for protecting 24 V DC loads against overload and short circuit. Simple potential distribution using components from the CLIPLINE complete terminal block system. With electronic locking of the set nominal currents. For installation on DIN rails.

Electronic device circuit breaker - PTCB E1 24DC/1-3A NO - 2909909



Single-channel electronic circuit breaker for protecting 24 V DC loads against overload and short circuit. Simple potential distribution using components from the CLIPLINE complete terminal block system. With electronic locking of the set nominal currents. For installation on DIN rails.

Electronic device circuit breaker - PTCB E1 24DC/2A NO - 2909903



Single-channel electronic circuit breaker for protecting 24 V DC loads against overload and short circuit. Simple potential distribution using components from the CLIPLINE complete terminal block system. With fixed nominal current. For installation on DIN rails.

Electronic device circuit breaker - PTCB E1 24DC/1-4A NO - 2908261



Single-channel electronic circuit breaker for protecting 24 V DC loads against overload and short circuit. Simple potential distribution using components from the CLIPLINE complete terminal block system. With electronic locking of the set nominal currents. For installation on DIN rails.

## Feed-through modular terminal block - ST 10 BK - 3035665

### Accessories

#### Electronic device circuit breaker - PTCB E1 24DC/3A NO - 2909904



Single-channel electronic circuit breaker for protecting 24 V DC loads against overload and short circuit. Simple potential distribution using components from the CLIPLINE complete terminal block system. With fixed nominal current. For installation on DIN rails.

---

#### Electronic device circuit breaker - PTCB E1 24DC/4A NO - 2909906



Single-channel electronic circuit breaker for protecting 24 V DC loads against overload and short circuit. Simple potential distribution using components from the CLIPLINE complete terminal block system. With fixed nominal current. For installation on DIN rails.

---

#### Electronic device circuit breaker - PTCB E1 24DC/6A NO - 2909908



Single-channel electronic circuit breaker for protecting 24 V DC loads against overload and short circuit. Simple potential distribution using components from the CLIPLINE complete terminal block system. With fixed nominal current. For installation on DIN rails.

---

#### Electronic device circuit breaker - PTCB E1 24DC/1A NO - 2909902



Single-channel electronic circuit breaker for protecting 24 V DC loads against overload and short circuit. Simple potential distribution using components from the CLIPLINE complete terminal block system. With fixed nominal current. For installation on DIN rails.

---

#### Electronic device circuit breaker - PTCB E1 24DC/8A NO - 2909910



Single-channel electronic circuit breaker for protecting 24 V DC loads against overload and short circuit. Simple potential distribution using components from the CLIPLINE complete terminal block system. With fixed nominal current. For installation on DIN rails.

## Feed-through modular terminal block - ST 10 BK - 3035665

### Accessories

#### Electronic device circuit breaker - PTCB E1 24DC/1-8A SI-R - 1135752



Single-channel, electronic fuse for the protection of 24 V loads. Simple potential distribution using terminal blocks from the CLIPLINE complete system. With status output, reset input, and electronic interlock. For installation on DIN rails.

---

#### Electronic device circuit breaker - PTCB E1 24DC/2A SI-R - 1135749



Single-channel, electronic fuse for the protection of 24 V loads. Simple potential distribution using terminal blocks from the CLIPLINE complete system. With status output, reset input, and electronic interlock. For installation on DIN rails.

---

#### Electronic device circuit breaker - PTCB E1 24DC/1-4A SI-R - 1135753



Single-channel, electronic fuse for the protection of 24 V loads. Simple potential distribution using terminal blocks from the CLIPLINE complete system. With status output, reset input, and electronic interlock. For installation on DIN rails.

---

#### Electronic device circuit breaker - PTCB E1 24DC/4A SI-R - 1135745



Single-channel, electronic fuse for the protection of 24 V loads. Simple potential distribution using terminal blocks from the CLIPLINE complete system. With status output, reset input, and electronic interlock. For installation on DIN rails.

---

#### Electronic device circuit breaker - PTCB E1 24DC/6A SI-R - 1135740



Single-channel, electronic fuse for the protection of 24 V loads. Simple potential distribution using terminal blocks from the CLIPLINE complete system. With status output, reset input, and electronic interlock. For installation on DIN rails.



## Feed-through modular terminal block - ST 10 BK - 3035665

### Accessories

#### Electronic device circuit breaker - PTCB E1 24DC/1A SI-R - 1135751



Single-channel, electronic fuse for the protection of 24 V loads. Simple potential distribution using terminal blocks from the CLIPLINE complete system. With status output, reset input, and electronic interlock. For installation on DIN rails.

---

#### Electronic device circuit breaker - PTCB E1 24DC/8A SI-R - 1135734



Single-channel, electronic fuse for the protection of 24 V loads. Simple potential distribution using terminal blocks from the CLIPLINE complete system. With status output, reset input, and electronic interlock. For installation on DIN rails.

---

### DIN rail

#### DIN rail perforated - NS 35/ 7,5 PERF 2000MM - 0801733



DIN rail perforated, Standard profile, width: 35 mm, height: 7.5 mm, acc. to EN 60715, material: Steel, galvanized, passivated with a thick layer, length: 2000 mm, color: silver

---

#### DIN rail, unperforated - NS 35/ 7,5 UNPERF 2000MM - 0801681



DIN rail, unperforated, Standard profile, width: 35 mm, height: 7.5 mm, acc. to EN 60715, material: Steel, galvanized, passivated with a thick layer, length: 2000 mm, color: silver

---

#### DIN rail perforated - NS 35/ 7,5 WH PERF 2000MM - 1204119



DIN rail perforated, Standard profile, width: 35 mm, height: 7.5 mm, acc. to EN 60715, material: Steel, Galvanized, white passivated, length: 2000 mm, color: silver

## Feed-through modular terminal block - ST 10 BK - 3035665

### Accessories

DIN rail, unperforated - NS 35/ 7,5 WH UNPERF 2000MM - 1204122



DIN rail, unperforated, Standard profile, width: 35 mm, height: 7.5 mm, acc. to EN 60715, material: Steel, Galvanized, white passivated, length: 2000 mm, color: silver

DIN rail, unperforated - NS 35/ 7,5 AL UNPERF 2000MM - 0801704



DIN rail, unperforated, Standard profile, width: 35 mm, height: 7.5 mm, acc. to EN 60715, material: Aluminum, uncoated, length: 2000 mm, color: silver

DIN rail perforated - NS 35/ 7,5 ZN PERF 2000MM - 1206421



DIN rail perforated, Standard profile, width: 35 mm, height: 7.5 mm, acc. to EN 60715, material: Steel, galvanized, length: 2000 mm, color: silver

DIN rail, unperforated - NS 35/ 7,5 ZN UNPERF 2000MM - 1206434



DIN rail, unperforated, Standard profile, width: 35 mm, height: 7.5 mm, acc. to EN 60715, material: Steel, galvanized, length: 2000 mm, color: silver

DIN rail, unperforated - NS 35/ 7,5 CU UNPERF 2000MM - 0801762



DIN rail, unperforated, Standard profile, width: 35 mm, height: 7.5 mm, acc. to EN 60715, material: Copper, uncoated, length: 2000 mm, color: copper-colored

## Feed-through modular terminal block - ST 10 BK - 3035665

### Accessories

End cap - NS 35/ 7,5 CAP - 1206560

DIN rail end piece, for DIN rail NS 35/7.5



---

### Documentation

Mounting material - ST-IL - 3039900

Operating decal for the ST terminal block



---

### End block

End clamp - E/UK - 1201442



End clamp, width: 9.5 mm, height: 35.3 mm, material: PA, length: 50.5 mm, Mounting on a DIN rail NS 32 or NS 35, color: gray

---

End clamp - E/UK 1 - 1201413



End clamps, for supporting the ends of double-level and three-level terminal blocks, width: 10 mm, color: gray

---

End clamp - CLIPFIX 35 - 3022218



Quick mounting end clamp for NS 35/7,5 DIN rail or NS 35/15 DIN rail, with marking option, width: 9.5 mm, color: gray

## Feed-through modular terminal block - ST 10 BK - 3035665

### Accessories

End clamp - CLIPFIX 35-5 - 3022276



Quick mounting end clamp for NS 35/7,5 DIN rail or NS 35/15 DIN rail, with marking option, with parking option for FBS...5, FBS...6, KSS 5, KSS 6, width: 5.15 mm, color: gray

---

End clamp - E/NS 35 N - 0800886



End clamp, width: 9.5 mm, color: gray

---

End cover

End cover - D-ST 10 - 3036644



End cover, length: 71.5 mm, width: 2.2 mm, height: 49.9 mm, color: gray

---

Insulating sleeve

Insulating sleeve - MPS-IH WH - 0201663



Insulating sleeve, color: white

---

Insulating sleeve - MPS-IH RD - 0201676



Insulating sleeve, color: red

## Feed-through modular terminal block - ST 10 BK - 3035665

### Accessories

Insulating sleeve - MPS-IH BU - 0201689

Insulating sleeve, color: blue



---

Insulating sleeve - MPS-IH YE - 0201692

Insulating sleeve, color: yellow



---

Insulating sleeve - MPS-IH GN - 0201702

Insulating sleeve, color: green



---

Insulating sleeve - MPS-IH GY - 0201728

Insulating sleeve, color: gray



---

Insulating sleeve - MPS-IH BK - 0201731

Insulating sleeve, color: black



---

### Jumper

## Feed-through modular terminal block - ST 10 BK - 3035665

### Accessories

Plug-in bridge - FBS 2-10 - 3005947



Plug-in bridge, pitch: 10.2 mm, number of positions: 2, color: red

Plug-in bridge - FBS 5-10 - 3005948



Plug-in bridge, pitch: 10.2 mm, number of positions: 5, color: red

Plug-in bridge - FBS 5-10 BU - 1040620



Plug-in bridge, pitch: 10.2 mm, number of positions: 5, color: blue

Labeled terminal marker

Warning cover - WST 10/35 - 3030006

Warning cover, 5-pos., for terminal widths of 10.2 mm, 12.2 mm, and 16 mm



Zack marker strip - ZB 10 CUS - 0824941



Zack marker strip, can be ordered: Strip, white, labeled according to customer specifications, mounting type: snap into tall marker groove, for terminal block width: 10.2 mm, lettering field size: 10.15 x 10.5 mm, Number of individual labels: 10

## Feed-through modular terminal block - ST 10 BK - 3035665

### Accessories

#### Zack marker strip - ZB10,LGS:FORTL.ZAHLEN - 1053014



Zack marker strip, Strip, white, labeled, can be labeled with: CMS-P1-PLOTTER, printed horizontally: consecutive numbers 1 ... 10, 11 ... 20, etc. up to 91 ... 100, mounting type: snap into tall marker groove, for terminal block width: 10.2 mm, lettering field size: 10.15 x 10.5 mm, Number of individual labels: 10

#### Zack marker strip - ZB10,QR:FORTL.ZAHLEN - 1053027



Zack marker strip, Strip, white, labeled, can be labeled with: CMS-P1-PLOTTER, Printed vertically: consecutive numbers 1 ... 10, 11 ... 20, etc. up to 91 ... 100, mounting type: snap into tall marker groove, for terminal block width: 10.2 mm, lettering field size: 10.15 x 10.5 mm, Number of individual labels: 10

#### Marker for terminal blocks - ZB10,LGS:L1-N,PE - 1053412



Marker for terminal blocks, Strip, white, labeled, can be labeled with: CMS-P1-PLOTTER, horizontal: L1, L2, L3, N, PE, L1, L2, L3, N, PE, mounting type: snap into tall marker groove, for terminal block width: 10.2 mm, lettering field size: 10.15 x 10.5 mm, Number of individual labels: 10

#### Marker for terminal blocks - ZB10,LGS:U-N - 1053438



Marker for terminal blocks, Strip, white, labeled, can be labeled with: CMS-P1-PLOTTER, horizontal: U, V, W, N, GND, U, V, W, N, GND, mounting type: snap into tall marker groove, for terminal block width: 10.2 mm, lettering field size: 10.15 x 10.5 mm, Number of individual labels: 10

#### Marker for terminal blocks - UC-TM 10 CUS - 0824605



Marker for terminal blocks, can be ordered: by sheet, white, labeled according to customer specifications, mounting type: snap into tall marker groove, for terminal block width: 10.2 mm, lettering field size: 9.6 x 10.5 mm, Number of individual labels: 48

## Feed-through modular terminal block - ST 10 BK - 3035665

### Accessories

Marker for terminal blocks - UCT-TM 10 CUS - 0829623



Marker for terminal blocks, can be ordered: by sheet, white, labeled according to customer specifications, mounting type: snap into tall marker groove, for terminal block width: 10.2 mm, lettering field size: 8.9 x 9.6 mm, Number of individual labels: 36

---

### Marker pen

Marker pen - X-PEN 0,35 - 0811228



Marker pen without ink cartridge, for manual labeling of markers, labeling extremely wipe-proof, line thickness 0.35 mm

---

### Planning and marking software

Software - CLIP-PROJECT ADVANCED - 5146040



Multilingual software for convenient configuration of Phoenix Contact products on standard DIN rails.

---

Software - CLIP-PROJECT PROFESSIONAL - 5146053



Multilingual software for terminal strip configuration. A marking module enables the professional marking of markers and labels for identifying terminal blocks, conductors and cables, and devices.

---

### Reducing bridge

Reducing bridge - RB ST 10-(2,5/4) - 3030873



Reducing bridge, pitch: 10 mm, length: 36.3 mm, width: 15 mm, number of positions: 2, color: red

---

### Screwdriver tools



## Feed-through modular terminal block - ST 10 BK - 3035665

### Accessories

Screwdriver - SZF 3-1,0X5,5 - 1206612



Actuation tool, for ST terminal blocks, also suitable for use as a bladed screwdriver, size: 1.0 x 5.5 x 150 mm, 2-component grip, with non-slip grip

---

### Terminal marking

Zack marker strip - ZB 10:UNBEDRUCKT - 1053001



Zack marker strip, Strip, white, unlabeled, can be labeled with: PLOTMARK, CMS-P1-PLOTTER, mounting type: snap into tall marker groove, for terminal block width: 10.2 mm, lettering field size: 10.5 x 10.15 mm, Number of individual labels: 10

---

Marker for terminal blocks - UC-TM 10 - 0818069



Marker for terminal blocks, Sheet, white, unlabeled, can be labeled with: BLUEMARK ID COLOR, BLUEMARK ID, BLUEMARK CLED, PLOTMARK, CMS-P1-PLOTTER, mounting type: snap into tall marker groove, for terminal block width: 10.2 mm, lettering field size: 9.6 x 10.5 mm, Number of individual labels: 48

---

Marker for terminal blocks - UCT-TM 10 - 0829142



Marker for terminal blocks, Sheet, white, unlabeled, can be labeled with: TOPMARK NEO, TOPMARK LASER, BLUEMARK ID COLOR, BLUEMARK ID, BLUEMARK CLED, THERMOMARK PRIME, THERMOMARK CARD 2.0, THERMOMARK CARD, mounting type: snap into tall marker groove, for terminal block width: 10.2 mm, lettering field size: 8.9 x 9.6 mm, Number of individual labels: 36

---

### Test plug terminal block

Test plugs - MPS-MT - 0201744



Test plugs, with solder connection up to 1 mm<sup>2</sup> conductor cross section, color: gray

Phoenix Contact 2020 © - all rights reserved  
<http://www.phoenixcontact.com>

PHOENIX CONTACT GmbH & Co. KG  
Flachsmarktstr. 8  
32825 Blomberg  
Germany  
Tel. +49 5235 300  
Fax +49 5235 3 41200  
<http://www.phoenixcontact.com>

# Mouser Electronics

Authorized Distributor

Click to View Pricing, Inventory, Delivery & Lifecycle Information:

Phoenix Contact:

3035665