

## Fuse modular terminal block - DT 6/2,5-DREHSILED 24 (5X20) - 3034251

Please be informed that the data shown in this PDF Document is generated from our Online Catalog. Please find the complete data in the user's documentation. Our General Terms of Use for Downloads are valid (<http://phoenixcontact.com/download>)




Fuse terminal block for cartridge fuse insert, cross section: 0.5-10 mm<sup>2</sup>, AWG: 20-8, width: 12.2 mm, color: Black

RoHS

COMPLETE RoHS

### Key Commercial Data

|              |   |
|--------------|---|
| Packing unit | 25 pc   |
| GTIN         | <br>4 046356 052801 |
| GTIN         | 4046356052801   |

### Technical data

#### General

|   |                           |
|---|---------------------------|
| Number of levels                                | 1                         |
| Number of connections                           | 2                         |
| Nominal cross section                           | 2.5 mm <sup>2</sup>       |
| Color   | black                     |
| Insulating material                             | PA                        |
| Flammability rating according to UL 94          | V0                        |
| Maximum power dissipation for nominal condition | 0.77 W                    |
| Fuse  | G / 5 x 20                |
| Fuse type                                       | Glass / ceramics / ...    |
| Rated surge voltage                             | 6 kV                      |
| Degree of pollution                             | 3                         |
| Overvoltage category                            | III                       |
| Insulating material group                       | I                         |
| LED voltage range                               | 12 V AC/DC ... 30 V AC/DC |
| LED current range                               | 1 mA ... 2.5 mA           |
| Connection in acc. with standard                | IEC 60947-7-3             |

# Fuse modular terminal block - DT 6/2,5-DREHSILED 24 (5X20) - 3034251

## Technical data

### General

|   |   |
|---|---|
| Maximum load current  | 10 A (with 4 mm <sup>2</sup> conductor cross section) |
| Nominal current I <sub>N</sub>  | 10 A  |
| Nominal voltage U <sub>N</sub>  | 500 V   |
| Connection in acc. with standard  | IEC 60947-7-1   |
| Open side panel   | No  |
| Relative insulation material temperature index (Elec., UL 746 B)        | 130 °C  |
| Temperature index of insulation material (DIN EN 60216-1 (VDE 0304-21)) | 130 °C  |
| Static insulating material application in cold                          | -60 °C  |
| Surface flammability NFPA 130 (ASTM E 162)                              | passed  |
| Specific optical density of smoke NFPA 130 (ASTM E 662)                 | passed  |
| Smoke gas toxicity NFPA 130 (SMP 800C)                                  | passed  |
| Calorimetric heat release NFPA 130 (ASTM E 1354)                        | 28 MJ/kg  |
| Fire protection for rail vehicles (DIN EN 45545-2) R22                  | HL 1 - HL 3   |
| Fire protection for rail vehicles (DIN EN 45545-2) R23                  | HL 1 - HL 3   |
| Fire protection for rail vehicles (DIN EN 45545-2) R24                  | HL 1 - HL 3   |
| Fire protection for rail vehicles (DIN EN 45545-2) R26                  | HL 1 - HL 3   |

### Dimensions

|                  |         |
|------------------|---------|
| Width            | 12.2 mm |
| Length           | 71.5 mm |
| Height NS 35/7,5 | 51.3 mm |
| Height NS 35/15  | 58.8 mm |

### Ambient conditions

|  |  |
|--|--|
| Ambient temperature (operation)          | -60 °C ... 85 °C   |
| Ambient temperature (storage/transport)  | -25 °C ... 55 °C (For a short time, not exceeding 24 h, -60 to +70 °C) |
| Permissible humidity (storage/transport) | 30 % ... 70 %  |
| Ambient temperature (assembly)           | -5 °C ... 70 °C  |
| Ambient temperature (actuation)          | -5 °C ... 70 °C  |

### Connection data

|  |                     |
|--|---------------------|
| Conductor cross section solid min.   | 0.5 mm <sup>2</sup> |
| Conductor cross section solid max.   | 10 mm <sup>2</sup>  |
| Conductor cross section flexible min.                                      | 0.5 mm <sup>2</sup> |
| Conductor cross section flexible max.                                      | 6 mm <sup>2</sup>   |
| Conductor cross section AWG min.   | 20                  |
| Conductor cross section AWG max.   | 8                   |
| Conductor cross section flexible, with ferrule without plastic sleeve min. | 0.5 mm <sup>2</sup> |
| Conductor cross section flexible, with ferrule without plastic sleeve max. | 6 mm <sup>2</sup>   |
| Conductor cross section flexible, with ferrule with plastic sleeve min.    | 0.5 mm <sup>2</sup> |

## Fuse modular terminal block - DT 6/2,5-DREHSILED 24 (5X20) - 3034251

### Technical data

#### Connection data

|  |                       |
|--|-----------------------|
| Conductor cross section flexible, with ferrule with plastic sleeve max.                                | 6 mm <sup>2</sup>     |
| Two conductors with the same cross section, flexible, with TWIN ferrules, with plastic sleeve, minimum | 0.5 mm <sup>2</sup>   |
| Two conductors with the same cross section, flexible, with TWIN ferrules, with plastic sleeve, maximum | 1.5 mm <sup>2</sup>   |
| Connection method  | Leg spring connection |
| Stripping length   | 12 mm                 |
| Internal cylindrical gage  | A5                    |

#### Standards and Regulations

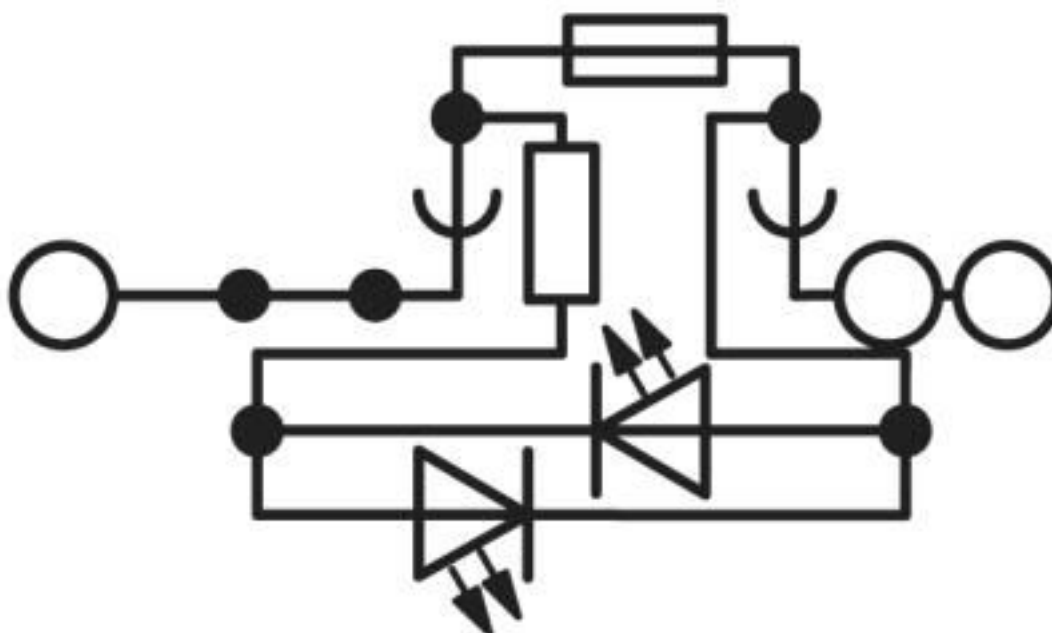
|  |               |
|--|---------------|
| Connection in acc. with standard       | CUL           |
|  | IEC 60947-7-3 |
|  | IEC 60947-7-1 |
| Flammability rating according to UL 94 | V0            |

#### Environmental Product Compliance

|            |   |
|------------|---|
| REACH SVHC | Lead 7439-92-1  |
| China RoHS | Environmentally Friendly Use Period = 50 years  |
|            | For details about hazardous substances go to tab "Downloads", Category "Manufacturer's declaration" |

### Drawings

Circuit diagram



## Fuse modular terminal block - DT 6/2,5-DREHSILED 24 (5X20) - 3034251

### Classifications

#### eCl@ss

|               |          |
|---------------|----------|
| eCl@ss 10.0.1 | 27141116 |
| eCl@ss 4.0    | 27141100 |
| eCl@ss 4.1    | 27141100 |
| eCl@ss 5.0    | 27141100 |
| eCl@ss 5.1    | 27141100 |
| eCl@ss 6.0    | 27141100 |
| eCl@ss 7.0    | 27141116 |
| eCl@ss 8.0    | 27141116 |
| eCl@ss 9.0    | 27141116 |

#### ETIM

|          |          |
|----------|----------|
| ETIM 2.0 | EC000899 |
| ETIM 3.0 | EC000899 |
| ETIM 4.0 | EC000899 |
| ETIM 5.0 | EC000899 |
| ETIM 6.0 | EC000899 |
| ETIM 7.0 | EC000899 |

#### UNSPSC

|               |          |
|---------------|----------|
| UNSPSC 6.01   | 30211825 |
| UNSPSC 7.0901 | 39121422 |
| UNSPSC 11     | 39121422 |
| UNSPSC 12.01  | 39121422 |
| UNSPSC 13.2   | 39121410 |
| UNSPSC 18.0   | 39121410 |
| UNSPSC 19.0   | 39121410 |
| UNSPSC 20.0   | 39121410 |
| UNSPSC 21.0   | 39121410 |

### Approvals

#### Approvals

---

##### Approvals

UL Recognized / KEMA-KEUR / cUL Recognized / IECCE CB Scheme / EAC / EAC / EAC / cULus Recognized

---


##### Ex Approvals


---


# Fuse modular terminal block - DT 6/2,5-DREHSILED 24 (5X20) - 3034251


## Approvals

### Approval details

|                    |   |   |              |
|--------------------|---|---|--------------|
| UL Recognized      |  | <a href="http://database.ul.com/cgi-bin/XYV/template/LISEXT/1FRAME/index.htm">http://database.ul.com/cgi-bin/XYV/template/LISEXT/1FRAME/index.htm</a> | FILE E 60425 |
|                    | B   | C   |              |
| Nominal voltage UN | 600 V   | 600 V   |              |
| Nominal current IN | 10 A  | 10 A  |              |
| mm²/AWG/kcmil      | 20-8  | 20-8  |              |

|                    |   |   |           |
|--------------------|---|---|-----------|
| KEMA-KEUR          |  | <a href="http://www.dekra-certification.com">http://www.dekra-certification.com</a> | 71-104946 |
|                    |   |   |           |
| Nominal voltage UN | 24 V  |   |           |
| Nominal current IN | 10 A  |   |           |
| mm²/AWG/kcmil      | 0.5-6   |   |           |

|                    |   |   |              |
|--------------------|---|---|--------------|
| cUL Recognized     |  | <a href="http://database.ul.com/cgi-bin/XYV/template/LISEXT/1FRAME/index.htm">http://database.ul.com/cgi-bin/XYV/template/LISEXT/1FRAME/index.htm</a> | FILE E 60425 |
|                    | B   | C   |              |
| Nominal voltage UN | 600 V   | 600 V   |              |
| Nominal current IN | 10 A  | 10 A  |              |
| mm²/AWG/kcmil      | 20-8  | 20-8  |              |

|                    |   |   |          |
|--------------------|---|---|----------|
| IECEE CB Scheme    |  | <a href="http://www.iecee.org/">http://www.iecee.org/</a> | NL-23160 |
|                    |   |   |          |
| Nominal voltage UN | 24 V  |   |          |
| Nominal current IN | 10 A  |   |          |
| mm²/AWG/kcmil      | 0.5-6   |   |          |

|     |   |               |
|-----|---|---------------|
| EAC |  | EAC-Zulassung |
|-----|---|---------------|

|     |   |                          |
|-----|---|--------------------------|
| EAC |  | RU C-<br>DE.AI30.B.01102 |
|-----|---|--------------------------|

## Fuse modular terminal block - DT 6/2,5-DREHSILED 24 (5X20) - 3034251

### Approvals

EAC



RU C-  
DE.BL08.B.00644

cULus Recognized



### Accessories

#### Accessories

##### DIN rail

DIN rail perforated - NS 35/ 7,5 PERF 2000MM - 0801733



DIN rail perforated, Standard profile, width: 35 mm, height: 7.5 mm, acc. to EN 60715, material: Steel, galvanized, passivated with a thick layer, length: 2000 mm, color: silver

DIN rail, unperforated - NS 35/ 7,5 UNPERF 2000MM - 0801681



DIN rail, unperforated, Standard profile, width: 35 mm, height: 7.5 mm, acc. to EN 60715, material: Steel, galvanized, passivated with a thick layer, length: 2000 mm, color: silver

DIN rail perforated - NS 35/ 7,5 WH PERF 2000MM - 1204119



DIN rail perforated, Standard profile, width: 35 mm, height: 7.5 mm, acc. to EN 60715, material: Steel, Galvanized, white passivated, length: 2000 mm, color: silver

DIN rail, unperforated - NS 35/ 7,5 WH UNPERF 2000MM - 1204122



DIN rail, unperforated, Standard profile, width: 35 mm, height: 7.5 mm, acc. to EN 60715, material: Steel, Galvanized, white passivated, length: 2000 mm, color: silver

## Fuse modular terminal block - DT 6/2,5-DREHSEILED 24 (5X20) - 3034251

### Accessories

---

DIN rail, unperforated - NS 35/ 7,5 AL UNPERF 2000MM - 0801704



DIN rail, unperforated, Standard profile, width: 35 mm, height: 7.5 mm, acc. to EN 60715, material: Aluminum, uncoated, length: 2000 mm, color: silver

---

DIN rail perforated - NS 35/ 7,5 ZN PERF 2000MM - 1206421



DIN rail perforated, Standard profile, width: 35 mm, height: 7.5 mm, acc. to EN 60715, material: Steel, galvanized, length: 2000 mm, color: silver

---

DIN rail, unperforated - NS 35/ 7,5 ZN UNPERF 2000MM - 1206434



DIN rail, unperforated, Standard profile, width: 35 mm, height: 7.5 mm, acc. to EN 60715, material: Steel, galvanized, length: 2000 mm, color: silver

---

DIN rail, unperforated - NS 35/ 7,5 CU UNPERF 2000MM - 0801762



DIN rail, unperforated, Standard profile, width: 35 mm, height: 7.5 mm, acc. to EN 60715, material: Copper, uncoated, length: 2000 mm, color: copper-colored

---

End cap - NS 35/ 7,5 CAP - 1206560



DIN rail end piece, for DIN rail NS 35/7.5

---

## Fuse modular terminal block - DT 6/2,5-DREHSILED 24 (5X20) - 3034251


### Accessories

DIN rail perforated - NS 35/15 PERF 2000MM - 1201730



DIN rail perforated, Standard profile, width: 35 mm, height: 15 mm, similar to EN 60715, material: Steel, galvanized, passivated with a thick layer, length: 2000 mm, color: silver

DIN rail, unperforated - NS 35/15 UNPERF 2000MM - 1201714




DIN rail, unperforated, Standard profile, width: 35 mm, height: 15 mm, similar to EN 60715, material: Steel, galvanized, passivated with a thick layer, length: 2000 mm, color: silver

DIN rail perforated - NS 35/15 WH PERF 2000MM - 0806602



DIN rail perforated, Standard profile, width: 35 mm, height: 15 mm, similar to EN 60715, material: Steel, Galvanized, white passivated, length: 2000 mm, color: silver

DIN rail, unperforated - NS 35/15 WH UNPERF 2000MM - 1204135



DIN rail, unperforated, Standard profile, width: 35 mm, height: 15 mm, similar to EN 60715, material: Steel, Galvanized, white passivated, length: 2000 mm, color: silver

DIN rail, unperforated - NS 35/15 AL UNPERF 2000MM - 1201756



DIN rail, unperforated, Standard profile, width: 35 mm, height: 15 mm, similar to EN 60715, material: Aluminum, uncoated, length: 2000 mm, color: silver



## Fuse modular terminal block - DT 6/2,5-DREHSILED 24 (5X20) - 3034251

### Accessories

DIN rail perforated - NS 35/15 ZN PERF 2000MM - 1206599



DIN rail perforated, Standard profile, width: 35 mm, height: 15 mm, similar to EN 60715, material: Steel, galvanized, length: 2000 mm, color: silver

DIN rail, unperforated - NS 35/15 ZN UNPERF 2000MM - 1206586



DIN rail, unperforated, Standard profile, width: 35 mm, height: 15 mm, similar to EN 60715, material: Steel, galvanized, length: 2000 mm, color: silver

DIN rail, unperforated - NS 35/15 CU UNPERF 2000MM - 1201895



DIN rail, unperforated, Standard profile, width: 35 mm, height: 15 mm, similar to EN 60715, material: Copper, uncoated, length: 2000 mm, color: copper-colored

End cap - NS 35/15 CAP - 1206573



DIN rail end piece, for DIN rail NS 35/15

DIN rail, unperforated - NS 35/15-2,3 UNPERF 2000MM - 1201798



DIN rail, unperforated, Standard profile 2.3 mm, width: 35 mm, height: 15 mm, acc. to EN 60715, material: Steel, galvanized, passivated with a thick layer, length: 2000 mm, color: silver

End block

## Fuse modular terminal block - DT 6/2,5-DREHSILED 24 (5X20) - 3034251

### Accessories

End clamp - CLIPFIX 35 - 3022218



Quick mounting end clamp for NS 35/7,5 DIN rail or NS 35/15 DIN rail, with marking option, width: 9.5 mm, color: gray

End clamp - CLIPFIX 35-5 - 3022276



Quick mounting end clamp for NS 35/7,5 DIN rail or NS 35/15 DIN rail, with marking option, with parking option for FBS...5, FBS...6, KSS 5, KSS 6, width: 5.15 mm, color: gray

End clamp - E/NS 35 N - 0800886



End clamp, width: 9.5 mm, color: gray

End clamp - E/UK - 1201442



End clamp, width: 9.5 mm, height: 35.3 mm, material: PA, length: 50.5 mm, Mounting on a DIN rail NS 32 or NS 35, color: gray

End clamp - E/UK 1 - 1201413



End clamps, for supporting the ends of double-level and three-level terminal blocks, width: 10 mm, color: gray

### Jumper

## Fuse modular terminal block - DT 6/2,5-DREHSILED 24 (5X20) - 3034251

### Accessories

Plug-in bridge - FBS 2-6 - 3030336



Plug-in bridge, pitch: 6.2 mm, width: 10.7 mm, number of positions: 2, color: red

---

Plug-in bridge - FBS 3-6 - 3030242



Plug-in bridge, pitch: 6.2 mm, width: 16.9 mm, number of positions: 3, color: red

---

Plug-in bridge - FBS 4-6 - 3030255



Plug-in bridge, pitch: 6.2 mm, width: 23.1 mm, number of positions: 4, color: red

---

Plug-in bridge - FBS 5-6 - 3030349



Plug-in bridge, pitch: 6.2 mm, width: 29.3 mm, number of positions: 5, color: red

---

Plug-in bridge - FBS 10-6 - 3030271



Plug-in bridge, pitch: 6.2 mm, width: 60.3 mm, number of positions: 10, color: red

---

## Fuse modular terminal block - DT 6/2,5-DREHSILED 24 (5X20) - 3034251

### Accessories

Plug-in bridge - FBS 20-6 - 3030365



Plug-in bridge, pitch: 6.2 mm, width: 122.3 mm, number of positions: 20, color: red

---

Plug-in bridge - FBS 6-6 - 1008238



Plug-in bridge, One side not fully isolated, pitch: 6.2 mm, width: 35.5 mm, number of positions: 6, color: red

---

Plug-in bridge - FBS 2-6 BU - 3036932



Plug-in bridge, pitch: 6.2 mm, width: 10.7 mm, number of positions: 2, color: blue

---

Plug-in bridge - FBS 3-6 BU - 3036945



Plug-in bridge, pitch: 6.2 mm, width: 16.9 mm, number of positions: 3, color: blue

---

Plug-in bridge - FBS 4-6 BU - 3036958



Plug-in bridge, pitch: 6.2 mm, width: 23.1 mm, number of positions: 4, color: blue

---

## Fuse modular terminal block - DT 6/2,5-DREHSELED 24 (5X20) - 3034251

### Accessories

Plug-in bridge - FBS 5-6 BU - 3036961



Plug-in bridge, pitch: 6.2 mm, width: 29.3 mm, number of positions: 5, color: blue

---

Plug-in bridge - FBS 10-6 BU - 3032198



Plug-in bridge, pitch: 6.2 mm, width: 60.3 mm, number of positions: 10, color: blue

---

Plug-in bridge - FBS 20-6 BU - 3032208



Plug-in bridge, pitch: 6.2 mm, width: 122.3 mm, number of positions: 20, color: blue

---

Plug-in bridge - FBS 50-6 BU - 3032211



Plug-in bridge, pitch: 6.2 mm, width: 308.3 mm, number of positions: 50, color: blue

---

### Reducing bridge

Reducing bridge - RB ST (2,5/4)-1,5 - 3038943



Reducing bridge, pitch: 7.1 mm, length: 22.7 mm, width: 10.4 mm, number of positions: 2, color: red

---

## Fuse modular terminal block - DT 6/2,5-DREHSILED 24 (5X20) - 3034251

### Accessories

Reducing bridge - RB UT 35-ST(2,5/4) - 3047280



Reducing bridge, pitch: 10.8 mm, number of positions: 2, color: red

---

Reducing bridge - RB UT 16-ST(2,5/4) - 3047099



Reducing bridge, pitch: 11 mm, length: 40.9 mm, width: 18.1 mm, number of positions: 2, color: red

---

Reducing bridge - RB UT 10-ST(2,5/4) - 3047086



Reducing bridge, pitch: 10.2 mm, length: 33.4 mm, width: 15.1 mm, number of positions: 2, color: red

---

Reducing bridge - RB UT 6-ST(2,5/4) - 3047264



Reducing bridge, pitch: 9.5 mm, length: 33.4 mm, width: 14.5 mm, number of positions: 2, color: red

---

Reducing bridge - RB ST 35-(2,5/4) - 3030899



Reducing bridge, pitch: 11 mm, number of positions: 2, color: red

---

## Fuse modular terminal block - DT 6/2,5-DREHSELED 24 (5X20) - 3034251

### Accessories

Reducing bridge - RB ST 16-(2,5/4) - 3030886



Reducing bridge, pitch: 11 mm, length: 37.2 mm, width: 17.4 mm, number of positions: 2, color: red

---

Reducing bridge - RB ST 10-(2,5/4) - 3030873



Reducing bridge, pitch: 10 mm, length: 36.3 mm, width: 15 mm, number of positions: 2, color: red

---

Reducing bridge - RB ST 6-(2,5/4) - 3030860



Reducing bridge, pitch: 9 mm, length: 30 mm, width: 14.3 mm, number of positions: 2, color: red

---

### Screwdriver tools

Screwdriver - SZF 1-0,6X3,5 - 1204517



Actuation tool, for ST terminal blocks, also suitable for use as a bladed screwdriver, size: 0.6 x 3.5 x 100 mm, 2-component grip, with non-slip grip

---

Actuation tool - ST-BW - 1207608



Actuation tool, for all 2.5 mm<sup>2</sup> - 4.0 mm<sup>2</sup> spring-cages

---

### Test plug terminal block

## Fuse modular terminal block - DT 6/2,5-DREHSILED 24 (5X20) - 3034251

### Accessories

Test plugs - PS-6 - 3030996



Test plugs, Modular test plug, color: red

---

Test plugs - PS-6/2,3MM RD - 3038736



Test plugs, color: red

---

### Test socket

Test adapter - PAI-4-FIX-5/6 BU - 3035975



4 mm test adapter, for terminal blocks with 5.2 mm and 6.2 mm pitch

---

Test adapter - PAI-4-FIX-5/6 OG - 3035974



4 mm test adapter, for terminal blocks with 5.2 mm and 6.2 mm pitch

---

Test adapter - PAI-4-FIX-5/6 YE - 3035977



4 mm test adapter, for terminal blocks with 5.2 mm and 6.2 mm pitch

---



## Fuse modular terminal block - DT 6/2,5-DREHSILED 24 (5X20) - 3034251

### Accessories

Test adapter - PAI-4-FIX-5/6 RD - 3035976



4 mm test adapter, for terminal blocks with 5.2 mm and 6.2 mm pitch

---

Test adapter - PAI-4-FIX-5/6 GN - 3035978



4 mm test adapter, for terminal blocks with 5.2 mm and 6.2 mm pitch

---

Test adapter - PAI-4-FIX-5/6 BK - 3035980



4 mm test adapter, for terminal blocks with 5.2 mm and 6.2 mm pitch

---

Test adapter - PAI-4-FIX-5/6 GY - 3035982



4 mm test adapter, for terminal blocks with 5.2 mm and 6.2 mm pitch

---

Test adapter - PAI-4-FIX-5/6 VT - 3035979



4 mm test adapter, for terminal blocks with 5.2 mm and 6.2 mm pitch

---

## Fuse modular terminal block - DT 6/2,5-DREHSILED 24 (5X20) - 3034251

### Accessories

Test adapter - PAI-4-FIX-5/6 BN - 3035981



4 mm test adapter, for terminal blocks with 5.2 mm and 6.2 mm pitch

---

Test adapter - PAI-4-FIX-5/6 WH - 3035983



4 mm test adapter, for terminal blocks with 5.2 mm and 6.2 mm pitch

---

Phoenix Contact 2020 © - all rights reserved  
<http://www.phoenixcontact.com>

PHOENIX CONTACT GmbH & Co. KG  
Flachsmarktstr. 8  
32825 Blomberg  
Germany  
Tel. +49 5235 300  
Fax +49 5235 3 41200  
<http://www.phoenixcontact.com>

# Mouser Electronics

Authorized Distributor

Click to View Pricing, Inventory, Delivery & Lifecycle Information:

Phoenix Contact:

3034251