

## Extension module - PSR-SPP- 24DC/TS/SDI8/SDIO4 - 2986041

Please be informed that the data shown in this PDF Document is generated from our Online Catalog. Please find the complete data in the user's documentation. Our General Terms of Use for Downloads are valid (<http://phoenixcontact.com/download>)



PSR-TRISAFE-M I/O extension module with 8 safe inputs and 4 safe parameterizable channels (choice of safe inputs or outputs), 2 clock/signal outputs; up to SILCL 3, Cat. 4/PL e, SIL 3, EN 50156, Push-in terminal block


The figure shows a version with a screw connection

### Your advantages

- ✓ Flexible extension with safe inputs and outputs
- ✓ Narrow 22.5 mm housing
- ✓ 4 safe digital outputs or 4 additional digital inputs (that can be configured using SAFECONF)
- ✓ Multifunctional use for a wide range of safety functions
- ✓ Easy graphical configuration instead of complex programming
- ✓ Quick startup thanks to user-friendly simulation and test options
- ✓ Including PSR-TBUS connector (DIN rail connector) for adapting to the PSR-TRISAFE-M master module
- ✓ Up to Cat. 4/PL e according to ISO 13849-1, SILCL 3 according to IEC 62061, SIL 3 according to IEC 61508
- ✓ 8 safe digital inputs
- ✓ 2 alarm outputs or 2 clock outputs (that can be configured using SAFECONF)
- ✓ EN 50156



### Key Commercial Data

Packing unit	1 pc
GTIN	 4 046356 451369
GTIN	4046356451369

### Technical data

#### Note

Utilization restriction	EMC: class A product, see manufacturer's declaration in the download area
-------------------------	---

#### Dimensions

Width	22.5 mm
-------	---------

# Extension module - PSR-SPP- 24DC/TS/SDI8/SDIO4 - 2986041

## Technical data

### Dimensions

Height	112 mm
Depth	114.5 mm

### Ambient conditions

Ambient temperature (operation)	-20 °C ... 55 °C
Ambient temperature (storage/transport)	-20 °C ... 70 °C
Max. permissible relative humidity (operation)	75 % (On average, 85 % occasionally)
Max. permissible humidity (storage/transport)	75 % (On average, 85 % occasionally)
Air pressure (operation)	70 kPa ... 108 kPa (up to 3000 m above sea level)
Air pressure (storage/transport)	66 kPa ... 108 kPa (up to 3500 m above sea level)
Maximum altitude	max. 2000 m (See Appendix "Using PSR-TRISAFE modules at altitudes greater than 2000 m above sea level")

### Power supply

Rated control circuit supply voltage $U_s$	24 V DC (Electrical supply via PSR-TBUS)
	18 V DC ... 30 V DC (Incl. all tolerances, incl. residual ripple)
Rated control supply current $I_s$	Electrical supply via PSR-TBUS
	typ. 51.6 mA (No inputs or outputs set, A1/A2 open)
	typ. 66 mA (All inputs and safe outputs set)
Filter time	typ. 20 ms (Load-dependent, in the event of voltage dips at $U_s$ )
Status display	1 x green LED, 1 x red LED
Protective circuit	Yes, within the scope of the operating voltage limits

### Digital inputs

Description of the input	Digital input
Number of inputs	12 (Of which 4 can be configured as input or output)
Input voltage range "0" signal	0 V DC ... 5 V DC (for safe Off)
Input voltage range "1" signal	11 V DC ... 30 V DC
Current consumption	typ. 4 mA
Cable length	max. 2000 m
Status display	12 LEDs (green)

### Digital outputs

Number of outputs	4 (If the configurable inputs/outputs are used as outputs)
Nominal output voltage	24 V DC (Supply via A1/A2)
Nominal output voltage range	18 V DC ... 30 V DC (Incl. all tolerances, incl. residual ripple)
Max. capacitive load	max. 1 $\mu$ F (Electronic components)
Max. inductive load	See "Protective circuit"
Test pulses	< 1 ms
Short-circuit protection	Yes
Note on protection circuit	Yes, within the scope of the operating voltage limits
Status display	4x LED green

### Clock/signal outputs

# Extension module - PSR-SPP- 24DC/TS/SDI8/SDIO4 - 2986041

## Technical data

### Clock/signal outputs

Output description	Digital
Number of outputs	2
Voltage	24 V DC (Supply via A1/A2)
Limiting continuous current	50 mA
Test pulses	~ 1 ms
Short-circuit protection	Yes

### Times

Response time	max. 30 ms (plus response time of PSR-TS-SDOR4)
Recovery time	< 10 s

### General

Nominal operating mode	100% operating factor
Net weight	130 g
Mounting position	On horizontal DIN rail
Mounting type	DIN rail mounting
Degree of protection	IP20
Min. degree of protection of inst. location	IP54
Housing material	Polyamide PA non-reinforced
Housing color	yellow

### Connection data

Connection method	Push-in connection
pluggable	Yes
Conductor cross section solid	0.2 mm <sup>2</sup> ... 1.5 mm <sup>2</sup>
Conductor cross-section AWG	24 ... 16
Conductor cross-section flexible with ferrule without plastic sleeve	0.25 mm <sup>2</sup> ... 1.5 mm <sup>2</sup> (only together with CRIMPFOX 6)
Conductor cross-section flexible with ferrule and plastic sleeve	0.25 mm <sup>2</sup> ... 1.5 mm <sup>2</sup> (only together with CRIMPFOX 6)
Stripping length	8 mm

### Safety-related characteristic data

Stop category	0
Designation	IEC 61508 - High demand
Safety Integrity Level (SIL)	2 (1-channel parameterization)
	3 (2-channel parameterization)
Designation	IEC 61508 - Low demand
Safety Integrity Level (SIL)	2 (1-channel parameterization)
	3 (2-channel parameterization)
Designation	EN ISO 13849
Performance level (PL)	d (1-channel parameterization)
	e (2-channel parameterization)
Category	2 (1-channel parameterization)
	4 (2-channel parameterization)

## Extension module - PSR-SPP- 24DC/TS/SDI8/SDIO4 - 2986041

### Technical data

#### Safety-related characteristic data

Designation	EN 62061
Safety Integrity Level Claim Limit (SIL CL)	2 (1-channel parameterization)
	3 (2-channel parameterization)
Designation	EN 50156
Safety Integrity Level (SIL)	max. 3 (Reference IEC 61508)

#### Standards and Regulations

Designation	Air clearances and creepage distances between the power circuits
Standards/regulations	DIN EN 50178
Pollution degree	2
Overvoltage category	III
Vibration (operation)	2g
Shock (operation)	10g ( $\Delta t = 11$ ms, three shocks in each space direction)
	10g ( $\Delta t = 16$ ms, continuous shock, 1000 shocks in each space direction)

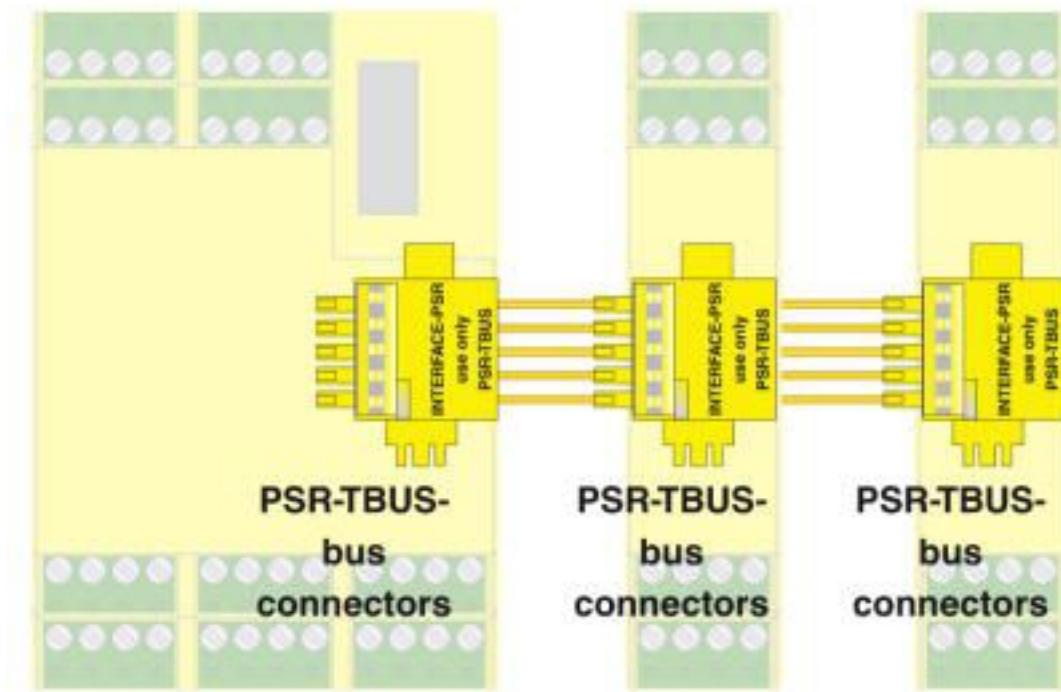
#### Environmental Product Compliance

REACH SVHC	Lead 7439-92-1
China RoHS	Environmentally Friendly Use Period = 50 years
	For details about hazardous substances go to tab "Downloads", Category "Manufacturer's declaration"

### Drawings

## Extension module - PSR-SPP- 24DC/TS/SDI8/SDIO4 - 2986041

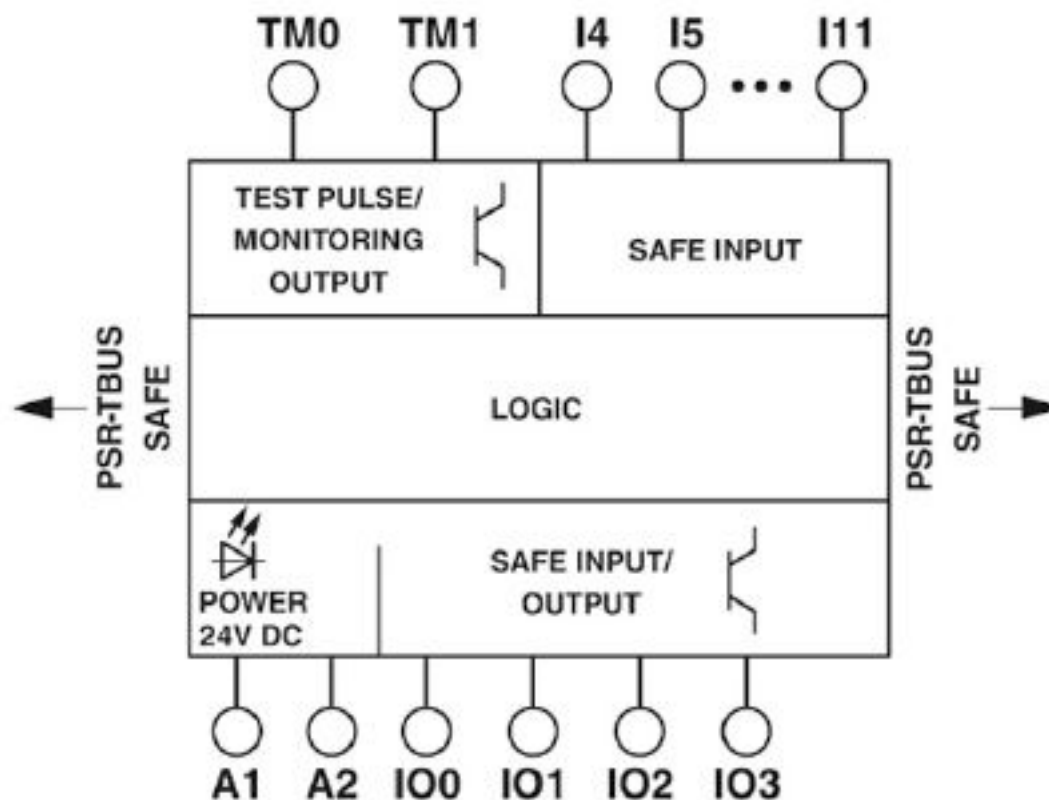
Connection diagram



PSR-TBUS DIN rail connectors are used for cross-wiring between the modules.

## Extension module - PSR-SPP- 24DC/TS/SDI8/SDIO4 - 2986041

Circuit diagram



### Classifications

#### eCl@ss

eCl@ss 10.0.1	27371819
eCl@ss 4.0	40020600
eCl@ss 4.1	40020600
eCl@ss 5.0	27371900
eCl@ss 5.1	27371900
eCl@ss 6.0	27371800
eCl@ss 7.0	27371819
eCl@ss 8.0	27371819
eCl@ss 9.0	27371819

#### ETIM

ETIM 2.0	EC001449
ETIM 3.0	EC001449
ETIM 4.0	EC001417
ETIM 5.0	EC001449
ETIM 6.0	EC001449
ETIM 7.0	EC001449

## Extension module - PSR-SPP- 24DC/TS/SDI8/SDIO4 - 2986041

### Classifications

#### UNSPSC

UNSPSC 6.01	30211901
UNSPSC 7.0901	39121501
UNSPSC 11	39121501
UNSPSC 12.01	39121501
UNSPSC 13.2	39121501
UNSPSC 18.0	39122205
UNSPSC 19.0	39122205
UNSPSC 20.0	39122205
UNSPSC 21.0	39122205

### Approvals

#### Approvals


#### Approvals

UL Listed / cUL Listed / Functional Safety / cULus Listed


#### Ex Approvals

#### Approval details

UL Listed		<a href="http://database.ul.com/cgi-bin/XYV/template/LISEXT/1FRAME/index.htm">http://database.ul.com/cgi-bin/XYV/template/LISEXT/1FRAME/index.htm</a>	FILE E 140324
-----------	---	---	---------------

cUL Listed		<a href="http://database.ul.com/cgi-bin/XYV/template/LISEXT/1FRAME/index.htm">http://database.ul.com/cgi-bin/XYV/template/LISEXT/1FRAME/index.htm</a>	FILE E 140324
------------	---	---	---------------

Functional Safety		01/205/5151.03/17
-------------------	---	-------------------

cULus Listed	
--------------	---

### Accessories

#### Accessories

## Extension module - PSR-SPP- 24DC/TS/SDI8/SDIO4 - 2986041

### Accessories

#### Device parameterization

Configuration package - SAFECONF - 2986119



Configuration software for SafetyBridge technology and PSR-TRISAFE modules, connecting cable for PSR-TRISAFE

---

### DIN rail connector

DIN rail bus connectors - ME 22,5 TBUS 1,5/ 5-ST-3,81 GN - 2707437



DIN rail connector, nominal current: 8 A, rated voltage (III/2): 125 V, number of positions: 5, pitch: 3.81 mm, color: green, mounting: DIN rail, Item with gold-plated contacts, bus connectors for connecting with electronics housings, 5 parallel contacts

---

DIN rail bus connectors - PSR-TBUS - 2890425



DIN rail connector for safety switching devices, for supplying/controlling/monitoring (depending on the module)

---

### Filter terminal block

Filter terminal block - PSR-FTB/20/86 - 2904477



Terminal block for filtering test pulses from safe semiconductor outputs with adjustable filter values (20  $\mu$ F/86  $\mu$ F), as well as for EMC filtering of 24 V signals up to an amperage of 2 A.

---

Filter terminal block - PSR-FTB/1.5/11.5 - 2904476



Terminal block for filtering test pulses from safe semiconductor outputs with adjustable filter values (1.5  $\mu$ F/11.5  $\mu$ F), as well as for EMC filtering of 24 V signals up to an amperage of 2 A.

---

### Gateways/Proxies



## Extension module - PSR-SPP- 24DC/TS/SDI8/SDIO4 - 2986041

### Accessories

#### Data interface - EM-CAN-GATEWAY-IFS - 2901504



Gateway for the connection of up to 32 INTERFACE system devices to a higher-level controller via CANopen<sup>®</sup>. The INTERFACE system devices are connected to the Gateway via DIN rail connectors, the DIN rail connectors are provided.

---

#### Data interface - EM-MODBUS-GATEWAY-IFS - 2901528



Gateway for the connection of up to 32 INTERFACE system devices via Modbus/TCP to a higher-level controller. The INTERFACE system devices are connected to the Gateway via DIN rail connectors, the DIN rail connectors are provided.

---

#### Data interface - EM-DNET-GATEWAY-IFS - 2901529



Gateway for the connection of up to 32 INTERFACE system devices to a higher-level controller via DeviceNet<sup>™</sup>. The INTERFACE system devices are connected to the Gateway via DIN rail connectors, the DIN rail connectors are provided.

---

#### Data interface - EM-ETH-GATEWAY-IFS - 2901988



Gateway for the connection of up to 32 INTERFACE system devices to a higher-level controller via EtherNet/IP<sup>™</sup>. The INTERFACE system devices are connected to the Gateway via DIN rail connectors, the DIN rail connectors are provided.

---

#### Data interface - EM-PNET-GATEWAY-IFS - 2904472



Gateway for the connection of up to 32 INTERFACE system devices via PROFINET to a higher-level controller. The INTERFACE system devices are connected to the Gateway via DIN rail connectors, the DIN rail connectors are provided.

## Extension module - PSR-SPP- 24DC/TS/SDI8/SDIO4 - 2986041

### Accessories

#### Data interface - EM-PB-GATEWAY-IFS - 2297620



Gateway for the connection of up to 32 INTERFACE system devices to a higher-level controller via PROFIBUS DP. The INTERFACE system devices are connected to the Gateway via DIN rail connectors, the DIN rail connectors are provided.

---

#### Data interface - EM-RS232-GATEWAY-IFS - 2901526



Gateway for the connection of up to 32 INTERFACE system devices to a higher-level controller via Modbus/RS-232. The INTERFACE system devices are connected to the Gateway via DIN rail connectors, the DIN rail connectors are provided.

---

#### Data interface - EM-RS485-GATEWAY-IFS - 2901527



Gateway for the connection of up to 32 INTERFACE system devices to a higher-level controller via Modbus/RS-485. The INTERFACE system devices are connected to the Gateway via DIN rail connectors, the DIN rail connectors are provided.

---

### Memory block

#### Memory block - IFS-CONFSTICK - 2986122



Multi-functional memory block for the INTERFACE systemf for easy storage and backup of the configuration.

---

#### Copy and delete station - COPYSTATION - IFS - 2901985



Copy and delete station for IFS-CONFSTICK memory modules for copying data from a master stick to up to four slave sticks and for deleting data on one ore more slave sticks, connection via USB/mini USB cable.

---

### Programming cable

## Extension module - PSR-SPP- 24DC/TS/SDI8/SDIO4 - 2986041

### Accessories

USB cable - CABLE-USB/MINI-USB-3,0M - 2986135



USB connecting cable: USB plug type A to USB plug type Mini-B; length: 3 m

---

### Starter kit

Starter kit - PSR-TRISAFE STARTER KIT - 2986300



STARTER kit for the PSR-TRISAFE safety module consisting of: PSR-TRISAFE demoboard (with inputs & outputs), SAFECONF CD, Quick Start Guide, USB cable (3m) , voltage supply with international connector adapters and package inserts.

---

Phoenix Contact 2020 © - all rights reserved  
<http://www.phoenixcontact.com>

**PHOENIX CONTACT GmbH & Co. KG**  
Flachsmarktstr. 8  
32825 Blomberg  
Germany  
Tel. +49 5235 300  
Fax +49 5235 3 41200  
<http://www.phoenixcontact.com>

# Mouser Electronics

Authorized Distributor

Click to View Pricing, Inventory, Delivery & Lifecycle Information:

Phoenix Contact:

2986041