

# Relay Module - PLC-RPT- 24UC/2X21/FG - 2910539

Please be informed that the data shown in this PDF Document is generated from our Online Catalog. Please find the complete data in the user's documentation. Our General Terms of Use for Downloads are valid (<http://phoenixcontact.com/download>)




PLC-INTERFACE, consisting of a relay base and plug-in safety relay with force-guided contacts in accordance with DIN EN 61810-3, Push-in connection, 2 changeover contacts, forcibly actuated, Input voltage: 24 V AC/DC

## Product Description

The force-guided coupling relay module is approved for industrial control equipment in accordance with UL 508 (cULus listed). The requirements for type A in accordance with DIN EN 61810-3 are satisfied if the circuit is designed as 1 N/O contact / 1 N/C contact.



## Key Commercial Data

|              |   |
|--------------|---|
| Packing unit | 10 pc   |
| GTIN         | <br>4 055626 486062 |
| GTIN         | 4055626486062   |

## Technical data

### Note

|                         |   |
|-------------------------|---|
| Utilization restriction | EMC: class A product, see manufacturer's declaration in the download area |
|-------------------------|---|

### Dimensions

|        |        |
|--------|--------|
| Width  | 14 mm  |
| Height | 80 mm  |
| Depth  | 104 mm |

### Ambient conditions

|   |                                |
|---|--------------------------------|
| Ambient temperature (operation)         | -20 °C ... 60 °C               |
| Ambient temperature (storage/transport) | -20 °C ... 85 °C               |
| Maximum altitude                        | ≤ 2000 m                       |
| Degree of protection                    | RT II (Relay)                  |
|   | IP20 (Relay base)              |
|   | ≥ IP54 (Installation location) |

### Coil side

# Relay Module - PLC-RPT- 24UC/2X21/FG - 2910539

## Technical data

### Coil side

|   |                  |
|---|------------------|
| Nominal input voltage $U_N$               | 24 V AC/DC       |
| Input voltage range in reference to $U_N$ | see diagram      |
| Typical input current at $U_N$            | 30 mA            |
| Typical response time                     | 3 ms ... 15 ms   |
| Typical release time range                | 3 ms ... 15 ms   |
| Coil voltage                              | 24 V DC          |
| Protective circuit                        | Bridge rectifier |
| Operating voltage display                 | Yellow LED       |

### Contact side

|   |  |
|---|--|
| Contact type                                      | 2 changeover contacts, forcibly actuated |
| Type of switch contact                            | Single contact                           |
| Contact material                                  | AgNi                                     |
| Force-guided contacts in accordance with EN 50205 | Type B                                   |
| Maximum switching voltage                         | 250 V AC/DC                              |
| Minimum switching voltage                         | 5 V (10 mA)                              |
| Min. switching current                            | 10 mA (5 V)                              |
| Maximum inrush current                            | 6 A                                      |
| Limiting continuous current                       | 6 A                                      |
| Interrupting rating (ohmic load) max.             | 144 W (24 V DC)                          |
|   | 288 W (48 V DC)                          |
|   | 88 W (110 V DC)                          |
|   | 110 W (220 V DC)                         |
|   | 1500 VA (250 V AC)                       |
| Switching capacity min.                           | 150 mW                                   |
| Switching capacity                                | 3 A (24 V, DC13)                         |
|   | 3 A (230 V, AC15)                        |

### General

|  |   |
|--|---|
| Test voltage relay winding/relay contact | 4 kV <sub>rms</sub> (50 Hz, 1 min.)         |
| Test voltage PDT/PDT                     | 2.5 kV <sub>rms</sub> (50 Hz, 1 min.)       |
| Operating mode                           | 100% operating factor                       |
| Mechanical service life                  | approx. 10 <sup>7</sup> cycles              |
| Mounting position                        | any   |
| Assembly instructions                    | In rows with zero spacing                   |
| $B_{10d}$                                | 600000 Cycles (AC1; 250 V / 6 A; 1 NO)      |
|  | 900000 Cycles (AC1; 250 V / 3 A; 1 NO)      |
|  | 1800000 Cycles (AC1; 250 V / 1,5 A; 1 NO)   |
|  | 180000 Cycles (AC15; 250 V / 3 A; 1 NO)     |
|  | 560000 Cycles (AC15; 250 V / 2 A; 1 NO)     |
|  | 4600000 Cycles (AC15; 250 V / 0,75 A; 1 NO) |

# Relay Module - PLC-RPT- 24UC/2X21/FG - 2910539

## Technical data

### General

|  |  |
|--|--|
|  | 360000 Cycles (DC13; 24 V / 3 A; 1 NO)     |
|  | 740000 Cycles (DC13; 24 V / 1,5 A; 1 NO)   |
|  | 4200000 Cycles (DC13; 24 V / 0,75 A; 1 NO) |

### Connection data

|                                  |  |
|----------------------------------|--|
| Connection name                  | Coil side  |
| Connection method                | Push-in connection   |
| Stripping length                 | 8 mm   |
| Conductor cross section solid    | 0.14 mm <sup>2</sup> ... 2.5 mm <sup>2</sup>                 |
| Conductor cross section flexible | 0.14 mm <sup>2</sup> ... 2.5 mm <sup>2</sup>                 |
|                                  | 0.2 mm <sup>2</sup> ... 2.5 mm <sup>2</sup> (Single ferrule) |
|                                  | 2x 0.5 mm <sup>2</sup> ... 1 mm <sup>2</sup> (TWIN ferrule)  |
| Conductor cross section AWG      | 26 ... 14  |

### Connection data 2

|                                  |  |
|----------------------------------|--|
| Connection name                  | Contact side   |
| Connection method                | Push-in connection   |
| Stripping length                 | 8 mm   |
| Conductor cross section solid    | 0.14 mm <sup>2</sup> ... 2.5 mm <sup>2</sup>                 |
| Conductor cross section flexible | 0.14 mm <sup>2</sup> ... 2.5 mm <sup>2</sup>                 |
|                                  | 0.2 mm <sup>2</sup> ... 2.5 mm <sup>2</sup> (Single ferrule) |
|                                  | 2x 0.5 mm <sup>2</sup> ... 1 mm <sup>2</sup> (TWIN ferrule)  |
| Conductor cross section AWG      | 26 ... 14  |

### Standards and Regulations

|                          |                                       |
|--------------------------|---------------------------------------|
| Designation              | Standards/regulations                 |
| Standards/regulations    | EN 50178                              |
|                          | DIN EN 61810-3                        |
| Rated insulation voltage | 250 V AC                              |
| Rated surge voltage      | 6 kV                                  |
| Insulation               | Safe isolation, reinforced insulation |
| Pollution degree         | 2                                     |
| Overvoltage category     | III                                   |
| UL, USA                  | UL 508                                |
|                          | UL 508 Recognized                     |
| UL, USA/Canada           | cUL 508                               |
|                          | cUL 508 Recognized                    |

### Conformance/approvals

|                |                   |
|----------------|-------------------|
| Designation    | UL, USA           |
| Identification | UL 508            |
|                | UL 508 Recognized |
| Designation    | UL, USA/Canada    |

# Relay Module - PLC-RPT- 24UC/2X21/FG - 2910539

## Technical data

### Conformance/approvals

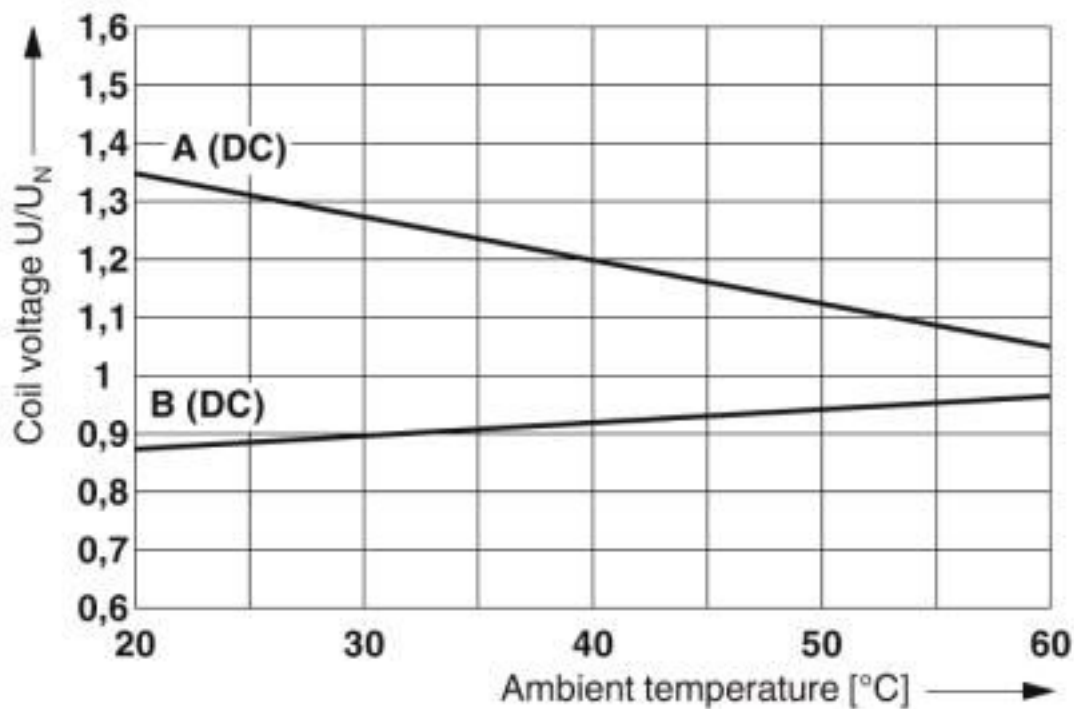
|                |                   |
|----------------|-------------------|
| Identification | UL 508            |
|                | UL 508 Recognized |

### Environmental Product Compliance

|            |   |
|------------|---|
| China RoHS | Environmentally Friendly Use Period = 50 years  |
|            | For details about hazardous substances go to tab "Downloads", Category "Manufacturer's declaration" |

## Drawings

Diagram

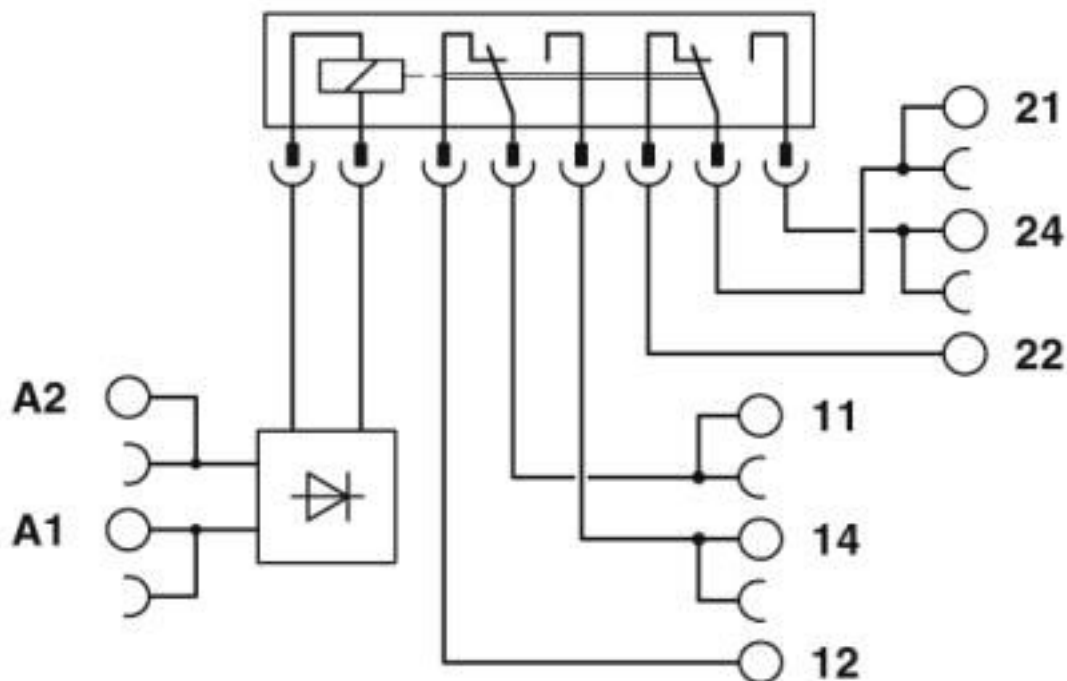


Curve A: maximum continuous voltage at limiting continuous current

Curve B: minimum pick-up voltage for pre-excitation with  $U_N$  and limiting continuous current

## Relay Module - PLC-RPT- 24UC/2X21/FG - 2910539

Circuit diagram



### Articles in set

Safety relays - REL-SR- 24DC/2X21/FG - 2908777



Safety relay with force-guided contacts in accordance with DIN EN 61810-3, contact type: 2 changeover contacts. The requirements for type A in accordance with DIN EN 61810-3 are satisfied if the circuit is designed as 1 N/O contact / 1 N/C contact.

### Classifications

eCl@ss

|               |          |
|---------------|----------|
| eCl@ss 10.0.1 | 27371601 |
| eCl@ss 5.0    | 27371600 |
| eCl@ss 5.1    | 27371600 |
| eCl@ss 6.0    | 27371600 |
| eCl@ss 7.0    | 27371601 |
| eCl@ss 8.0    | 27371601 |
| eCl@ss 9.0    | 27371601 |

ETIM

|          |          |
|----------|----------|
| ETIM 2.0 | EC001437 |
| ETIM 3.0 | EC001437 |

# Relay Module - PLC-RPT- 24UC/2X21/FG - 2910539

## Classifications

### ETIM

|          |          |
|----------|----------|
| ETIM 4.0 | EC001437 |
| ETIM 5.0 | EC001437 |
| ETIM 6.0 | EC001437 |
| ETIM 7.0 | EC001437 |

### UNSPSC

|             |          |
|-------------|----------|
| UNSPSC 13.2 | 39122334 |
| UNSPSC 18.0 | 39122334 |
| UNSPSC 19.0 | 39122334 |
| UNSPSC 20.0 | 39122334 |
| UNSPSC 21.0 | 39122334 |

## Approvals


### Approvals


#### Approvals


UL Listed / cUL Listed / EAC / EAC / DNV GL / cULus Listed


#### Ex Approvals

### Approval details

|           |   |   |               |
|-----------|---|---|---------------|
| UL Listed |  | <a href="http://database.ul.com/cgi-bin/XYV/template/LISEXT/1FRAME/index.htm">http://database.ul.com/cgi-bin/XYV/template/LISEXT/1FRAME/index.htm</a> | FILE E 172140 |
|-----------|---|---|---------------|

|            |   |   |               |
|------------|---|---|---------------|
| cUL Listed |  | <a href="http://database.ul.com/cgi-bin/XYV/template/LISEXT/1FRAME/index.htm">http://database.ul.com/cgi-bin/XYV/template/LISEXT/1FRAME/index.htm</a> | FILE E 172140 |
|------------|---|---|---------------|

|     |   |                 |
|-----|---|-----------------|
| EAC |  | TR_TS_D_00573_c |
|-----|---|-----------------|

|     |   |                         |
|-----|---|-------------------------|
| EAC |  | RU*C-<br>DE.*08.B.00010 |
|-----|---|-------------------------|

# Relay Module - PLC-RPT- 24UC/2X21/FG - 2910539

## Approvals

|        |  |   |               |
|--------|--|---|---------------|
| DNV GL |  | <a href="https://approvalfinder.dnvgl.com/">https://approvalfinder.dnvgl.com/</a> | TAE0000196-03 |
|--------|--|---|---------------|

|              |  |
|--------------|--|
| cULus Listed |  |
|--------------|--|

## Accessories

### Accessories

#### Bridge

Continuous plug-in bridge - FBST 500-PLC RD - 2966786



Continuous plug-in bridge, length: 500 mm, color: red

Continuous plug-in bridge - FBST 500-PLC BU - 2966692



Continuous plug-in bridge, length: 500 mm, color: blue

Continuous plug-in bridge - FBST 500-PLC GY - 2966838



Continuous plug-in bridge, length: 500 mm, color: gray

Single plug-in bridge - FBST 6-PLC RD - 2966236



Single plug-in bridge, length: 6 mm, number of positions: 2, color: red

## Relay Module - PLC-RPT- 24UC/2X21/FG - 2910539

### Accessories

Single plug-in bridge - FBST 6-PLC BU - 2966812



Single plug-in bridge, length: 6 mm, number of positions: 2, color: blue

---

Single plug-in bridge - FBST 6-PLC GY - 2966825



Single plug-in bridge, length: 6 mm, number of positions: 2, color: gray

---

Single plug-in bridge - FBST 8-PLC GY - 2967688



Single plug-in bridge, length: 8 mm, number of positions: 2, color: gray

---

Single plug-in bridge - FBST 14-PLC BK - 2967691



Single plug-in bridge, length: 14 mm, number of positions: 2, color: black

---

### DIN rail

DIN rail perforated - NS 35/ 7,5 PERF 2000MM - 0801733



DIN rail perforated, Standard profile, width: 35 mm, height: 7.5 mm, acc. to EN 60715, material: Steel, galvanized, passivated with a thick layer, length: 2000 mm, color: silver

---



## Relay Module - PLC-RPT- 24UC/2X21/FG - 2910539

### Accessories

DIN rail, unperforated - NS 35/ 7,5 UNPERF 2000MM - 0801681



DIN rail, unperforated, Standard profile, width: 35 mm, height: 7.5 mm, acc. to EN 60715, material: Steel, galvanized, passivated with a thick layer, length: 2000 mm, color: silver

---

DIN rail perforated - NS 35/ 7,5 WH PERF 2000MM - 1204119



DIN rail perforated, Standard profile, width: 35 mm, height: 7.5 mm, acc. to EN 60715, material: Steel, Galvanized, white passivated, length: 2000 mm, color: silver

---

DIN rail, unperforated - NS 35/ 7,5 WH UNPERF 2000MM - 1204122



DIN rail, unperforated, Standard profile, width: 35 mm, height: 7.5 mm, acc. to EN 60715, material: Steel, Galvanized, white passivated, length: 2000 mm, color: silver

---

DIN rail, unperforated - NS 35/ 7,5 AL UNPERF 2000MM - 0801704



DIN rail, unperforated, Standard profile, width: 35 mm, height: 7.5 mm, acc. to EN 60715, material: Aluminum, uncoated, length: 2000 mm, color: silver

---

DIN rail perforated - NS 35/ 7,5 ZN PERF 2000MM - 1206421



DIN rail perforated, Standard profile, width: 35 mm, height: 7.5 mm, acc. to EN 60715, material: Steel, galvanized, length: 2000 mm, color: silver

---

## Relay Module - PLC-RPT- 24UC/2X21/FG - 2910539

### Accessories

DIN rail, unperforated - NS 35/ 7,5 ZN UNPERF 2000MM - 1206434



DIN rail, unperforated, Standard profile, width: 35 mm, height: 7.5 mm, acc. to EN 60715, material: Steel, galvanized, length: 2000 mm, color: silver

---

DIN rail, unperforated - NS 35/ 7,5 CU UNPERF 2000MM - 0801762



DIN rail, unperforated, Standard profile, width: 35 mm, height: 7.5 mm, acc. to EN 60715, material: Copper, uncoated, length: 2000 mm, color: copper-colored

---

End cap - NS 35/ 7,5 CAP - 1206560



DIN rail end piece, for DIN rail NS 35/7.5

---


DIN rail perforated - NS 35/15 PERF 2000MM - 1201730



DIN rail perforated, Standard profile, width: 35 mm, height: 15 mm, similar to EN 60715, material: Steel, galvanized, passivated with a thick layer, length: 2000 mm, color: silver

---

DIN rail, unperforated - NS 35/15 UNPERF 2000MM - 1201714



DIN rail, unperforated, Standard profile, width: 35 mm, height: 15 mm, similar to EN 60715, material: Steel, galvanized, passivated with a thick layer, length: 2000 mm, color: silver

---

## Relay Module - PLC-RPT- 24UC/2X21/FG - 2910539

### Accessories

DIN rail perforated - NS 35/15 WH PERF 2000MM - 0806602



DIN rail perforated, Standard profile, width: 35 mm, height: 15 mm, similar to EN 60715, material: Steel, Galvanized, white passivated, length: 2000 mm, color: silver

---

DIN rail, unperforated - NS 35/15 WH UNPERF 2000MM - 1204135



DIN rail, unperforated, Standard profile, width: 35 mm, height: 15 mm, similar to EN 60715, material: Steel, Galvanized, white passivated, length: 2000 mm, color: silver

---

DIN rail, unperforated - NS 35/15 AL UNPERF 2000MM - 1201756



DIN rail, unperforated, Standard profile, width: 35 mm, height: 15 mm, similar to EN 60715, material: Aluminum, uncoated, length: 2000 mm, color: silver

---

DIN rail perforated - NS 35/15 ZN PERF 2000MM - 1206599



DIN rail perforated, Standard profile, width: 35 mm, height: 15 mm, similar to EN 60715, material: Steel, galvanized, length: 2000 mm, color: silver

---

DIN rail, unperforated - NS 35/15 ZN UNPERF 2000MM - 1206586



DIN rail, unperforated, Standard profile, width: 35 mm, height: 15 mm, similar to EN 60715, material: Steel, galvanized, length: 2000 mm, color: silver

---

## Relay Module - PLC-RPT- 24UC/2X21/FG - 2910539

### Accessories

DIN rail, unperforated - NS 35/15 CU UNPERF 2000MM - 1201895



DIN rail, unperforated, Standard profile, width: 35 mm, height: 15 mm, similar to EN 60715, material: Copper, uncoated, length: 2000 mm, color: copper-colored

---

End cap - NS 35/15 CAP - 1206573



DIN rail end piece, for DIN rail NS 35/15

---

DIN rail, unperforated - NS 35/15-2,3 UNPERF 2000MM - 1201798



DIN rail, unperforated, Standard profile 2.3 mm, width: 35 mm, height: 15 mm, acc. to EN 60715, material: Steel, galvanized, passivated with a thick layer, length: 2000 mm, color: silver

---

### Labeled terminal marker

Zack marker strip - ZB 10 CUS - 0824941



Zack marker strip, can be ordered: Strip, white, labeled according to customer specifications, mounting type: snap into tall marker groove, for terminal block width: 10.2 mm, lettering field size: 10.15 x 10.5 mm, Number of individual labels: 10

---

Zack marker strip - ZB10,LGS:FORTL.ZAHLEN - 1053014



Zack marker strip, Strip, white, labeled, can be labeled with: CMS-P1-PLOTTER, printed horizontally: consecutive numbers 1 ... 10, 11 ... 20, etc. up to 91 ... 100, mounting type: snap into tall marker groove, for terminal block width: 10.2 mm, lettering field size: 10.15 x 10.5 mm, Number of individual labels: 10

---

## Relay Module - PLC-RPT- 24UC/2X21/FG - 2910539

### Accessories

#### Zack marker strip - ZB10,QR:FORTL.ZAHLEN - 1053027



Zack marker strip, Strip, white, labeled, can be labeled with: CMS-P1-PLOTTER, Printed vertically: consecutive numbers 1 ... 10, 11 ... 20, etc. up to 91 ... 100, mounting type: snap into tall marker groove, for terminal block width: 10.2 mm, lettering field size: 10.15 x 10.5 mm, Number of individual labels: 10

---

#### Marker for terminal blocks - ZB10,LGS:L1-N,PE - 1053412



Marker for terminal blocks, Strip, white, labeled, can be labeled with: CMS-P1-PLOTTER, horizontal: L1, L2, L3, N, PE, L1, L2, L3, N, PE, mounting type: snap into tall marker groove, for terminal block width: 10.2 mm, lettering field size: 10.15 x 10.5 mm, Number of individual labels: 10

---

#### Marker for terminal blocks - ZB10,LGS:U-N - 1053438



Marker for terminal blocks, Strip, white, labeled, can be labeled with: CMS-P1-PLOTTER, horizontal: U, V, W, N, GND, U, V, W, N, GND, mounting type: snap into tall marker groove, for terminal block width: 10.2 mm, lettering field size: 10.15 x 10.5 mm, Number of individual labels: 10

---

#### Marker for terminal blocks - UC-TM 10 CUS - 0824605



Marker for terminal blocks, can be ordered: by sheet, white, labeled according to customer specifications, mounting type: snap into tall marker groove, for terminal block width: 10.2 mm, lettering field size: 9.6 x 10.5 mm, Number of individual labels: 48

---

#### Marker for terminal blocks - UCT-TM 10 CUS - 0829623



Marker for terminal blocks, can be ordered: by sheet, white, labeled according to customer specifications, mounting type: snap into tall marker groove, for terminal block width: 10.2 mm, lettering field size: 8.9 x 9.6 mm, Number of individual labels: 36

## Relay Module - PLC-RPT- 24UC/2X21/FG - 2910539

### Accessories

#### Zack marker strip - ZB 12 CUS - 0824942



Zack marker strip, can be ordered: Strip, white, labeled according to customer specifications, mounting type: snap into tall marker groove, for terminal block width: 12.2 mm, lettering field size: 10.5 x 12.15 mm, Number of individual labels: 5

#### Zack marker strip - ZB 12,LGS:L1-N,PE - 0812146



Zack marker strip, Strip, white, labeled, printed horizontally: L1, L2, L3, N, PE, mounting type: snap into tall marker groove, for terminal block width: 12.2 mm, lettering field size: 10.5 x 12.15 mm, Number of individual labels: 5

#### Marker for terminal blocks - UC-TM 12 CUS - 0824613



Marker for terminal blocks, can be ordered: by sheet, white, labeled according to customer specifications, mounting type: snap into tall marker groove, for terminal block width: 12 mm, lettering field size: 11.45 x 10.5 mm, Number of individual labels: 40

#### Marker for terminal blocks - UCT-TM 12 CUS - 0829630



Marker for terminal blocks, can be ordered: by sheet, white, labeled according to customer specifications, mounting type: snap into tall marker groove, for terminal block width: 12 mm, lettering field size: 10.8 x 9.6 mm, Number of individual labels: 30

### Partition plate

#### Separating plate - PLC-ATP BK - 2966841



Separating plate, 2 mm thick, required at the start and end of a PLC terminal strip. Furthermore, it is used for: visual separation of groups, safe isolation of different voltages of neighboring PLC relays in acc. with DIN VDE 0106-101, isolation

### Power module

## Relay Module - PLC-RPT- 24UC/2X21/FG - 2910539

### Accessories

Power terminal block - PLC-ESK GY - 2966508



Power terminal block, for the input of up to four potentials, for mounting on NS 35/7.5

---

### Screwdriver tools

Screwdriver - SZF 1-0,6X3,5 - 1204517



Actuation tool, for ST terminal blocks, also suitable for use as a bladed screwdriver, size: 0.6 x 3.5 x 100 mm, 2-component grip, with non-slip grip

---

### Terminal marking

Zack marker strip - ZB 10:UNBEDRUCKT - 1053001



Zack marker strip, Strip, white, unlabeled, can be labeled with: PLOTMARK, CMS-P1-PLOTTER, mounting type: snap into tall marker groove, for terminal block width: 10.2 mm, lettering field size: 10.5 x 10.15 mm, Number of individual labels: 10

---

Marker for terminal blocks - UC-TM 10 - 0818069



Marker for terminal blocks, Sheet, white, unlabeled, can be labeled with: BLUEMARK ID COLOR, BLUEMARK ID, BLUEMARK CLED, PLOTMARK, CMS-P1-PLOTTER, mounting type: snap into tall marker groove, for terminal block width: 10.2 mm, lettering field size: 9.6 x 10.5 mm, Number of individual labels: 48

---

Marker for terminal blocks - UCT-TM 10 - 0829142



Marker for terminal blocks, Sheet, white, unlabeled, can be labeled with: TOPMARK NEO, TOPMARK LASER, BLUEMARK ID COLOR, BLUEMARK ID, BLUEMARK CLED, THERMOMARK PRIME, THERMOMARK CARD 2.0, THERMOMARK CARD, mounting type: snap into tall marker groove, for terminal block width: 10.2 mm, lettering field size: 8.9 x 9.6 mm, Number of individual labels: 36

## Relay Module - PLC-RPT- 24UC/2X21/FG - 2910539

### Accessories

Zack marker strip - ZB 12:UNPRINTED - 0812120



Zack marker strip, Strip, white, unlabeled, can be labeled with: PLOTMARK, CMS-P1-PLOTTER, mounting type: snap into tall marker groove, for terminal block width: 12.2 mm, lettering field size: 12 x 10.5 mm, Number of individual labels: 5

Marker for terminal blocks - UC-TM 12 - 0819194



Marker for terminal blocks, Sheet, white, unlabeled, can be labeled with: BLUEMARK ID COLOR, BLUEMARK ID, BLUEMARK CLED, PLOTMARK, CMS-P1-PLOTTER, mounting type: snap into tall marker groove, for terminal block width: 12 mm, lettering field size: 11.45 x 10.5 mm, Number of individual labels: 40

Marker for terminal blocks - UCT-TM 12 - 0829144



Marker for terminal blocks, Sheet, white, unlabeled, can be labeled with: TOPMARK NEO, TOPMARK LASER, BLUEMARK ID COLOR, BLUEMARK ID, BLUEMARK CLED, THERMOMARK PRIME, THERMOMARK CARD 2.0, THERMOMARK CARD, mounting type: snap into tall marker groove, for terminal block width: 12 mm, lettering field size: 10.8 x 9.6 mm, Number of individual labels: 30

### Spare parts

Safety relays - REL-SR- 24DC/2X21/FG - 2908777



Safety relay with force-guided contacts in accordance with DIN EN 61810-3, contact type: 2 changeover contacts. The requirements for type A in accordance with DIN EN 61810-3 are satisfied if the circuit is designed as 1 N/O contact / 1 N/C contact.

Phoenix Contact 2020 © - all rights reserved  
<http://www.phoenixcontact.com>

PHOENIX CONTACT GmbH & Co. KG  
Flachsmarktstr. 8  
32825 Blomberg  
Germany  
Tel. +49 5235 300  
Fax +49 5235 3 41200  
<http://www.phoenixcontact.com>



# Mouser Electronics

Authorized Distributor

Click to View Pricing, Inventory, Delivery & Lifecycle Information:

[Phoenix Contact:](#)

[2910539](#)