

## Distributed I/O device - IBS RL 24 DIO 8/8/8-LK - 2724847

Please be informed that the data shown in this PDF Document is generated from our Online Catalog. Please find the complete data in the user's documentation. Our General Terms of Use for Downloads are valid (<http://phoenixcontact.com/download>)

Digital I/O device for INTERBUS; fiber optic technology with 500 kbaud, eight inputs (24 V DC), eight outputs (24 V DC, 0.5 A), sensor/actuator connection via 5-pos. M12 female connectors, rugged metal housing, IP67 protection



### Product Description

INTERBUS Ruggedline modules are provided for harsh ambient conditions or in the case of high requirements regarding system diagnostics. To ensure maximum availability, these modules are equipped with a zinc die-cast housing (IP67). Therefore, they can be installed in the direct vicinity of welding tongs.

Each Ruggedline module consists of a mounting plate and an electronics module. The electronics module is snapped onto the mounting plate and fixed with two screws if necessary.

I/O errors can be clearly localized by means of extended diagnostics. Short-circuits of the power supply of the sensors, for example, are reported in groups of 4 inputs. And, in the case of a short-circuit at an output, the respective output is even reported directly. This information will be made available to the controller and displayed at the module.

In the case of modules with fiber optic connection, the diagnostics capability even goes one step further. By using the latest fiber optic technology, the quality of the transmission path is permanently ascertained and optimally adjusted. This information is available to the controller and at the module. Due to these additional features, slow deterioration of the transmission path can be detected before errors occur during transmission or transmission is interrupted.

In the case of Ruggedline modules, the bus medium can be selected. Apart from versions with fiber optic connection (polymer fiber), there are modules which are used with twisted pair cables. The bus medium can be changed from FO installation to a copper medium at any time using the corresponding plug-in adapters.

The bus is connected by means of IP67 plug-in plugs, which transport both the bus signal and the power supply to the modules. For easy preparation, the power supply cable is connected to the plug using the QUICKON fast connection method, and connection of the fiber optic cable is made using a simple cutting and assembly tool; additional polishing is not necessary.


If a fiber optic bus cable is assembled by the user, e.g. the bridge between 2 modules, it must be at least one meter long. For shorter cable bridges, please use only cable bridges from Phoenix Contact.

### Your advantages

- ✓ Rugged metal housing
- ✓ Comprehensive diagnostic functions
- ✓ Rugged Line connector for INTERBUS, either with fiber optic or twisted pair, and supply voltage
- ✓ M12 connector for I/O devices



### Key Commercial Data

Packing unit	1 pc
GTIN	
GTIN	4017918185411

# Distributed I/O device - IBS RL 24 DIO 8/8/8-LK - 2724847

## Technical data

### Note

Utilization restriction	EMC: class A product, see manufacturer's declaration in the download area
-------------------------	---

### Dimensions

Width	179 mm
Height	67 mm
Depth	71 mm
Note on dimensions	With bus connectors and mounting plate

### Ambient conditions

Ambient temperature (operation)	0 °C ... 55 °C
Ambient temperature (storage/transport)	-25 °C ... 70 °C
Permissible humidity (operation)	100 %
Permissible humidity (storage/transport)	95 % (non-condensing)
Air pressure (operation)	860 hPa ... 1080 hPa (up to 1500 m above sea level)
Air pressure (storage/transport)	660 hPa ... 1080 hPa (up to 3500 m above sea level)
Degree of protection	IP65/IP67
Note	Seal unused slots/connections to ensure the degree of protection.

### General

Mounting type	Wall mounting
Net weight	720 g
Note on weight specifications	without plug or mounting plate
Note	Seal unused slots/connections to ensure the degree of protection.

### Interfaces

Designation	INTERBUS
Connection method	Optic fiber (polymer fiber 980/1000 µm)
Transmission speed	500 kbps
Transmission physics	FO

### Power supply for module electronics

Supply voltage	24 V DC
Supply voltage range	18.5 V DC ... 32 V DC (including ripple)
Ripple	Max 3.6 V <sub>SS</sub> within the permissible voltage range
Supply current	typ. 120 mA (plus sensor current)

### Digital inputs

Input name	Digital inputs
Connection technology	2, 3, 4-wire
Number of inputs	8
Protective circuit	Electronic short-circuit/overload protection for each group
Input voltage range "0" signal	0 V DC ... 5 V DC
Input voltage range "1" signal	11 V DC ... 30 V DC

## Distributed I/O device - IBS RL 24 DIO 8/8/8-LK - 2724847

### Technical data

#### Digital inputs

Typical input current per channel	3 mA
Delay at signal change from 0 to 1	3 ms
Delay at signal change from 1 to 0	3 ms

#### Digital outputs

Output name	Digital outputs
Connection technology	2, 3-wire
Number of outputs	8
Protective circuit	Electronic short-circuit/overload protection for each channel
Output voltage	24 V
Nominal output voltage	24 V
Maximum output current per channel	500 mA
Maximum output current per group	2 A
Nominal load, inductive	12 VA (1.2 H, 48 Ω)
Nominal load, lamp	12 W
Nominal load, ohmic	12 W
Limitation of the voltage induced on circuit interruption	≤ -8 V
Output voltage when switched off	max. 1 V
Output current when switched off	max. 100 µA
Behavior with overload	Auto restart
Behavior with inductive overload	Output can be destroyed

#### Electrical isolation

Test section	Between bus logic and outputs 500 V AC 50 Hz 1 min.
--------------	---

#### Standards and Regulations

Connection in acc. with standard	CUL
----------------------------------	-----

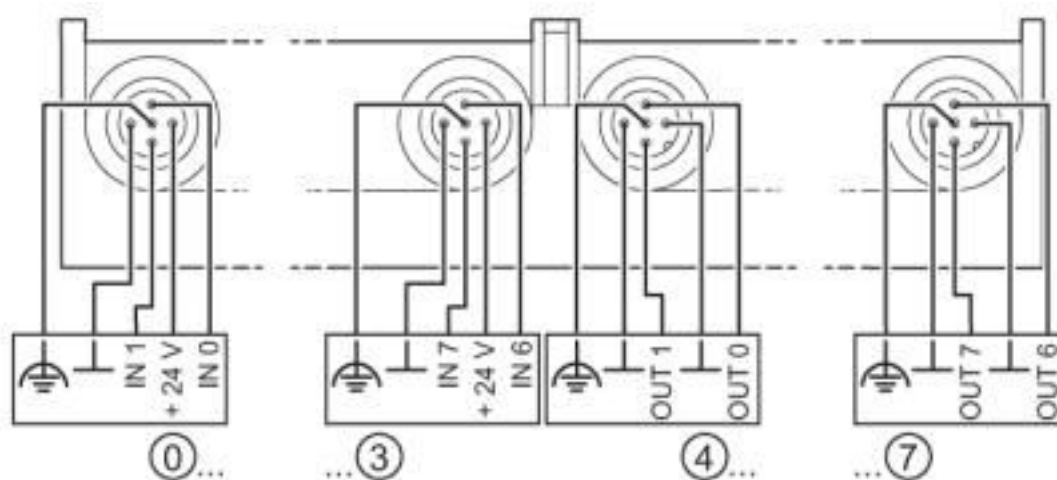
#### Environmental Product Compliance

REACH SVHC	Lead 7439-92-1
China RoHS	Environmentally friendly use period: unlimited = EFUP-e
	No hazardous substances above threshold values

### Drawings

## Distributed I/O device - IBS RL 24 DIO 8/8/8-LK - 2724847

Connection diagram



### Classifications

#### eCl@ss

eCl@ss 10.0.1	27242604
eCl@ss 4.0	27250300
eCl@ss 4.1	27250300
eCl@ss 5.0	27250300
eCl@ss 5.1	27242600
eCl@ss 6.0	27242600
eCl@ss 7.0	27242604
eCl@ss 8.0	27242604
eCl@ss 9.0	27242604

#### ETIM

ETIM 2.0	EC001430
ETIM 3.0	EC001599
ETIM 4.0	EC001599
ETIM 5.0	EC001599
ETIM 6.0	EC001599
ETIM 7.0	EC001599

#### UNSPSC

UNSPSC 6.01	43172015
UNSPSC 7.0901	43201404
UNSPSC 11	43172015
UNSPSC 12.01	43201404
UNSPSC 13.2	32151602
UNSPSC 18.0	32151602
UNSPSC 19.0	32151602

## Distributed I/O device - IBS RL 24 DIO 8/8/8-LK - 2724847

### Classifications

#### UNSPSC

UNSPSC 20.0	32151602
UNSPSC 21.0	32151602

### Approvals


#### Approvals


#### Approvals

UL Recognized / cUL Recognized / INTERBUS CLUB / EAC / cULus Recognized

#### Ex Approvals


### Approval details

UL Recognized		<a href="http://database.ul.com/cgi-bin/XYV/template/LISEXT/1FRAME/index.htm">http://database.ul.com/cgi-bin/XYV/template/LISEXT/1FRAME/index.htm</a>	FILE E 140324
Nominal voltage UN	24 V		
Nominal current IN	0.003 A		

cUL Recognized		<a href="http://database.ul.com/cgi-bin/XYV/template/LISEXT/1FRAME/index.htm">http://database.ul.com/cgi-bin/XYV/template/LISEXT/1FRAME/index.htm</a>	FILE E 140324
Nominal voltage UN	24 V		
Nominal current IN	0.003 A		

INTERBUS CLUB	359/23.11.01
---------------	--------------

EAC		RU *- DE.A*30.B.01735
-----	---	--------------------------

cULus Recognized	
------------------	---

### Accessories

#### Accessories

## Distributed I/O device - IBS RL 24 DIO 8/8/8-LK - 2724847

### Accessories

#### Adapter cable

Cable set - IBS RL CABLE POF/ - 2819956



Assembled cable sets with fiber optic bus connectors, sold by the meter

---

#### Assembly element

Lower mounting part - IBS RL AP - 2731128



Mounting plate for Ruggedline devices

---

#### Assembly tool

Fiber cutter - IBS RL FOC - 2725147



Fiber cutter for assembling polymer fiber cables for connecting INTERBUS Ruggedline devices

---

#### Bridge

Cable set - IBS RL CONNECTION-LK - 2733029



Assembled cable jumper as a short connection between two INTERBUS Rugged Line devices with fiber optic bus connectors and power supply, approximately 30 cm

---

#### Cable by the meter

Cable - IBS PWR/5HD/F - 2731775



Power supply cable, gray, welding-splash-resistant in standard applications, 5 x 1.5 mm<sup>2</sup>, highly flexible, sold by the meter

## Distributed I/O device - IBS RL 24 DIO 8/8/8-LK - 2724847

### Accessories

---

#### Cable - IBS PWR/5 - 2820000



Power supply cable, gray, welding-splash-resistant in standard applications, 5 x 1.5 mm<sup>2</sup>, sold by the meter

---

#### Circular connector (cable-side)

##### Connector - SACC-M12MS-4QO-0,75 - 1641769



Connector, Universal, 4-position, Plug straight M12, Coding: A, Insulation displacement connection, knurl material: Plastic, external cable diameter 4 mm ... 8 mm

---

#### Connector set

##### Connector set - IBS CCO-R/L - 2759883



M23 solder connection for bus connector set, male/female connector, 9-pos. (8+1)

---

#### Data cable by the meter

##### FO cable - PSM-LWL-RUGGED-980/1000 - 2744322



Polymer fiber cable, duplex 980µm/1000µm, heavy-weight version for installation in stationary systems and machines, by the meter without male connector

---

##### FO cable - PSM-LWL-RUGGED-FLEX-980/1000 - 2744335



Polymer fiber cable, duplex 980/1000 µm, heavy-weight, highly flexible version for flexible conduit applications, by the meter, without connector

---

## Distributed I/O device - IBS RL 24 DIO 8/8/8-LK - 2724847

### Accessories

FO cable - PSM-LWL-KDHEAVY-980/1000 - 2744319



Polymer fiber cable, duplex 980 µm/1000 µm, medium-weight version for installation in stationary systems and machines, by the meter without male connector

---

### Data plug

Measuring instrument - PSM-FO-POWMETER - 2799539



Fiber optic measuring case, consisting of an optical power meter, F-SMA, B-FOC adapters, reference fibers and operating instructions

---

Assembly tool - PSM-POF-KONFTOOL - 2744131



Polymer fiber DIY case, consisting of: Stripping knife, stripping pliers, polishing wheels for F-SMA and SC-RJ quick mounting connectors, polishing pad and emery paper

---

### Labeling panel

Marking label - IBS RL MARKER-SET - 2732729



Set of 50 small and 50 large metal marking labels

---

Marking label - IBS RL MARKER-G-SET - 2734727



100 large metal marking labels



## Distributed I/O device - IBS RL 24 DIO 8/8/8-LK - 2724847

### Accessories

Marking label - IBS RL MARKER-K-SET - 2734730



100 small metal marking labels

---

### Media converter

FO converters - IBS OPTOSUB-MA/M/R-LK-OPC - 2732635



INTERBUS fiber optic converter for converting the remote OUT interface to fiber optics, correction of the optical transmission capacity, FO output right

---

### Plug

Bus connector - IBS RL PLUG-LK/POF - 2731076



Connector for the fiber optic bus with polymer fiber cable and for the power supply with QUICKON connection method

---

Adapter set - IBS RL 24 ADAP-LK/T - 2725040



INTERBUS Rugged Line adapter for converting the fiber optic remote bus to a copper wire remote bus

---

Adapter set - IBS RL 24 ADAP-T/LK - 2725037



INTERBUS Rugged Line adapter for converting the copper wire remote bus to a fiber optic remote bus

## Distributed I/O device - IBS RL 24 DIO 8/8/8-LK - 2724847

### Accessories

Bus connector - IBS RL PLUG-LK/POF-F - 2734183



Connector for the fiber optic bus with polymer fiber cable and for the power supply with spring-cage connection method

---

Connector set - IBS CCO-PSF/L - 2780878



M23 power supply connector, female connector, 6-pos.

---

Connector set - IBS CCO-PSM/L - 2759906



M23 power supply connector, male connector, 6-pos.

---

### Protective cap

Transport protection - IBS RL PROT-LK - 2819969



Transport protection for optic fiber bus connection

---

### Y-distributor

Y distributor - SAC-3P-M12Y/2XM12FS PE - 1683455



Y distributor, 4-position, unshielded, Plug straight M12, coding: A, on Socket straight M12, coding: A and Socket straight M12, coding: A

## Distributed I/O device - IBS RL 24 DIO 8/8/8-LK - 2724847

### Accessories

User manual - IBS RL SYS PRO UM - 2743705



User manual, German, for configuring and installing the Rugged Line product range, only available as a download.

---

Phoenix Contact 2020 © - all rights reserved  
<http://www.phoenixcontact.com>

PHOENIX CONTACT GmbH & Co. KG  
Flachsmarktstr. 8  
32825 Blomberg  
Germany  
Tel. +49 5235 300  
Fax +49 5235 3 41200  
<http://www.phoenixcontact.com>

# Mouser Electronics

Authorized Distributor

Click to View Pricing, Inventory, Delivery & Lifecycle Information:

Phoenix Contact:

2724847