

## Sensor/actuator terminal block - DIKD 1,5-2D - 2716512

Please be informed that the data shown in this PDF Document is generated from our Online Catalog. Please find the complete data in the user's documentation. Our General Terms of Use for Downloads are valid (<http://phoenixcontact.com/download>)




Sensor/actuator terminal block, connection method: Screw connection, cross section: 0.2 mm<sup>2</sup> - 4 mm<sup>2</sup>, AWG: 24 - 12, width: 6.2 mm, color: gray, mounting type: NS 35/7,5, NS 35/15

### Your advantages

- ✓ The first initiator can also be connected to this three-conductor feed-through terminal block
- ✓ The positive and negative potential can be supplied to the insertion bridges via this power terminal block

RoHS

### Key Commercial Data

|              |   |
|--------------|---|
| Packing unit | 50 pc   |
| GTIN         | <br>4 017918 061951 |
| GTIN         | 4017918061951   |

### Technical data

#### General

|   |  |
|---|--|
| Number of levels                                | 3  |
| Number of connections                           | 4  |
| Nominal cross section                           | 2.5 mm <sup>2</sup>  |
| Color   | gray   |
| Insulating material                             | PA   |
| Flammability rating according to UL 94          | V2   |
| Rated surge voltage                             | 4 kV   |
| Degree of pollution                             | 3  |
| Overvoltage category                            | III  |
| Insulating material group                       | I  |
| Maximum power dissipation for nominal condition | 0.77 W (the value is multiplied when connecting multiple levels)       |
| Ambient temperature (operation)                 | -60 °C ... 85 °C   |
| Ambient temperature (storage/transport)         | -25 °C ... 55 °C (For a short time, not exceeding 24 h, -60 to +70 °C) |
| Permissible humidity (storage/transport)        | 30 % ... 70 %  |

# Sensor/actuator terminal block - DIKD 1,5-2D - 2716512

## Technical data

### General

|   |   |
|---|---|
| Ambient temperature (assembly)  | -5 °C ... 70 °C                                       |
| Ambient temperature (actuation)   | -5 °C ... 70 °C                                       |
| Connection in acc. with standard  | IEC 60947-7-1   |
| Nominal current $I_N$   | 24 A  |
| Maximum load current  | 30 A (with 4 mm <sup>2</sup> conductor cross section) |
| Nominal voltage $U_N$   | 250 V   |
| Open side panel   | No  |
| Shock protection test specification   | IEC 60529:1989-11                                     |
| Back of the hand protection   | guaranteed  |
| Finger protection   | guaranteed  |
| Result of surge voltage test  | Test passed   |
| Surge voltage test setpoint   | 4.8 kV  |
| Result of power-frequency withstand voltage test                                | Test passed   |
| Power frequency withstand voltage setpoint                                      | 1.89 kV   |
| Checking the mechanical stability of terminal points (5 x conductor connection) | Test passed   |
| Result of bending test  | Test passed   |
| Bending test rotation speed   | 10 rpm  |
| Bending test turns  | 135   |
| Bending test conductor cross section/weight                                     | 0.2 mm <sup>2</sup> / 0.2 kg                          |
|   | 2.5 mm <sup>2</sup> / 0.7 kg                          |
|   | 4 mm <sup>2</sup> / 0.9 kg                            |
| Tensile test result   | Test passed   |
| Conductor cross section tensile test  | 0.2 mm <sup>2</sup>                                   |
| Tractive force setpoint   | 10 N  |
| Conductor cross section tensile test  | 2.5 mm <sup>2</sup>                                   |
| Tractive force setpoint   | 50 N  |
| Conductor cross section tensile test  | 4 mm <sup>2</sup>                                     |
| Tractive force setpoint   | 60 N  |
| Result of tight fit on support  | Test passed   |
| Tight fit on carrier  | NS 35   |
| Setpoint  | 1 N   |
| Result of voltage-drop test   | Test passed   |
| Requirements, voltage drop  | ≤ 3.2 mV  |
| Result of temperature-rise test   | Test passed   |
| Short circuit stability result  | Test passed   |
| Conductor cross section short circuit testing                                   | 2.5 mm <sup>2</sup>                                   |
| Short-time current  | 0.3 kA  |
| Result of thermal test  | Test passed   |
| Proof of thermal characteristics (needle flame) effective duration              | 30 s  |
| Relative insulation material temperature index (Elec.; UL 746 B)                | 125 °C  |

# Sensor/actuator terminal block - DIKD 1,5-2D - 2716512

## Technical data

### General

|   |        |
|---|--------|
| Temperature index of insulation material (DIN EN 60216-1 (VDE 0304-21)) | 125 °C |
|---|--------|

### Dimensions

|                  |         |
|------------------|---------|
| Width            | 6.2 mm  |
| Length           | 72.5 mm |
| Height NS 35/7,5 | 54.5 mm |
| Height NS 35/15  | 62 mm   |

### Connection data

|  |                      |
|--|----------------------|
| Connection method  | Screw connection     |
| Conductor cross section solid min.   | 0.2 mm <sup>2</sup>  |
| Conductor cross section solid max.   | 4 mm <sup>2</sup>    |
| Conductor cross section flexible min.  | 0.2 mm <sup>2</sup>  |
| Conductor cross section flexible max.  | 2.5 mm <sup>2</sup>  |
| Conductor cross section AWG min.   | 24                   |
| Conductor cross section AWG max.   | 12                   |
| Conductor cross section flexible, with ferrule without plastic sleeve min.                             | 0.25 mm <sup>2</sup> |
| Conductor cross section flexible, with ferrule without plastic sleeve max.                             | 2.5 mm <sup>2</sup>  |
| Conductor cross section flexible, with ferrule with plastic sleeve min.                                | 0.25 mm <sup>2</sup> |
| Conductor cross section flexible, with ferrule with plastic sleeve max.                                | 2.5 mm <sup>2</sup>  |
| Cross section with insertion bridge, solid max.  | 4 mm <sup>2</sup>    |
| Cross section with insertion bridge, stranded max.   | 2.5 mm <sup>2</sup>  |
| 2 conductors with same cross section, solid min.   | 0.2 mm <sup>2</sup>  |
| 2 conductors with same cross section, solid max.   | 1 mm <sup>2</sup>    |
| 2 conductors with same cross section, stranded min.  | 0.2 mm <sup>2</sup>  |
| 2 conductors with same cross section, stranded max.  | 1 mm <sup>2</sup>    |
| Two conductors with the same cross section stranded, with ferrule and without plastic sleeve, minimum  | 0.25 mm <sup>2</sup> |
| Two conductors with the same cross section stranded, with ferrule and without plastic sleeve, maximum  | 1 mm <sup>2</sup>    |
| Two conductors with the same cross section, flexible, with TWIN ferrules, with plastic sleeve, minimum | 0.5 mm <sup>2</sup>  |
| Two conductors with the same cross section, flexible, with TWIN ferrules, with plastic sleeve, maximum | 1 mm <sup>2</sup>    |
| Cross section with insertion bridge, solid max.  | 4 mm <sup>2</sup>    |
| Cross section with insertion bridge, stranded max.   | 2.5 mm <sup>2</sup>  |
| Stripping length   | 8 mm                 |
| Internal cylindrical gage  | A3                   |
| Screw thread   | M3                   |
| Tightening torque, min   | 0.5 Nm               |
| Tightening torque max  | 0.6 Nm               |

### Standards and Regulations

## Sensor/actuator terminal block - DIKD 1,5-2D - 2716512

### Technical data

#### Standards and Regulations

|  |               |
|--|---------------|
| Connection in acc. with standard       | UL            |
|  | IEC 60947-7-1 |
| Flammability rating according to UL 94 | V2            |

#### Environmental Product Compliance

|            |   |
|------------|---|
| REACH SVHC | Lead 7439-92-1  |
| China RoHS | Environmentally Friendly Use Period = 50 years  |
|            | For details about hazardous substances go to tab "Downloads", Category "Manufacturer's declaration" |

### Drawings

Circuit diagram



### Classifications

#### eCl@ss

|               |          |
|---------------|----------|
| eCl@ss 10.0.1 | 27141128 |
| eCl@ss 4.0    | 27141100 |
| eCl@ss 4.1    | 27141100 |
| eCl@ss 5.0    | 27141100 |
| eCl@ss 5.1    | 27141100 |
| eCl@ss 6.0    | 27141100 |
| eCl@ss 7.0    | 27141128 |
| eCl@ss 8.0    | 27141128 |
| eCl@ss 9.0    | 27141128 |

## Sensor/actuator terminal block - DIKD 1,5-2D - 2716512

### Classifications

#### ETIM

|          |          |
|----------|----------|
| ETIM 2.0 | EC000900 |
| ETIM 3.0 | EC000900 |
| ETIM 4.0 | EC000900 |
| ETIM 5.0 | EC000900 |
| ETIM 6.0 | EC000900 |
| ETIM 7.0 | EC000900 |

#### UNSPSC

|               |          |
|---------------|----------|
| UNSPSC 6.01   | 30211811 |
| UNSPSC 7.0901 | 39121410 |
| UNSPSC 11     | 39121410 |
| UNSPSC 12.01  | 39121410 |
| UNSPSC 13.2   | 39121410 |
| UNSPSC 18.0   | 39121410 |
| UNSPSC 19.0   | 39121410 |
| UNSPSC 20.0   | 39121410 |
| UNSPSC 21.0   | 39121410 |

### Approvals


#### Approvals


#### Approvals

UL Recognized / EAC / EAC

#### Ex Approvals

### Approval details

|                    |   |   |              |
|--------------------|---|---|--------------|
| UL Recognized      |  | <a href="http://database.ul.com/cgi-bin/XYV/template/LISEXT/1FRAME/index.htm">http://database.ul.com/cgi-bin/XYV/template/LISEXT/1FRAME/index.htm</a> | FILE E 60425 |
|                    | B   | C   | D            |
| Nominal voltage UN | 300 V   | 150 V   | 300 V        |
| Nominal current IN | 15 A  | 15 A  | 10 A         |
| mm²/AWG/kcmil      | 30-14   | 30-14   | 30-14        |

|     |   |                          |
|-----|---|--------------------------|
| EAC |  | RU C-<br>DE.A*30.B.01742 |
|-----|---|--------------------------|

## Sensor/actuator terminal block - DIKD 1,5-2D - 2716512

### Approvals

EAC



RU C-  
DE.BL08.B.00534

### Accessories

#### Accessories

#### Bridge

Fixed bridge - FB-150 METER - 0201595



Cross connection rail, for fixed bridging of identical inputs and outputs, made of Cu, nickel-plated, 1 m long

#### DIN rail

DIN rail perforated - NS 35/ 7,5 PERF 2000MM - 0801733



DIN rail perforated, Standard profile, width: 35 mm, height: 7.5 mm, acc. to EN 60715, material: Steel, galvanized, passivated with a thick layer, length: 2000 mm, color: silver

DIN rail, unperforated - NS 35/ 7,5 UNPERF 2000MM - 0801681



DIN rail, unperforated, Standard profile, width: 35 mm, height: 7.5 mm, acc. to EN 60715, material: Steel, galvanized, passivated with a thick layer, length: 2000 mm, color: silver

DIN rail perforated - NS 35/ 7,5 WH PERF 2000MM - 1204119



DIN rail perforated, Standard profile, width: 35 mm, height: 7.5 mm, acc. to EN 60715, material: Steel, Galvanized, white passivated, length: 2000 mm, color: silver

## Sensor/actuator terminal block - DIKD 1,5-2D - 2716512

### Accessories

DIN rail, unperforated - NS 35/ 7,5 WH UNPERF 2000MM - 1204122



DIN rail, unperforated, Standard profile, width: 35 mm, height: 7.5 mm, acc. to EN 60715, material: Steel, Galvanized, white passivated, length: 2000 mm, color: silver

---

DIN rail, unperforated - NS 35/ 7,5 AL UNPERF 2000MM - 0801704



DIN rail, unperforated, Standard profile, width: 35 mm, height: 7.5 mm, acc. to EN 60715, material: Aluminum, uncoated, length: 2000 mm, color: silver

---

DIN rail perforated - NS 35/ 7,5 ZN PERF 2000MM - 1206421



DIN rail perforated, Standard profile, width: 35 mm, height: 7.5 mm, acc. to EN 60715, material: Steel, galvanized, length: 2000 mm, color: silver

---

DIN rail, unperforated - NS 35/ 7,5 ZN UNPERF 2000MM - 1206434



DIN rail, unperforated, Standard profile, width: 35 mm, height: 7.5 mm, acc. to EN 60715, material: Steel, galvanized, length: 2000 mm, color: silver

---

DIN rail, unperforated - NS 35/ 7,5 CU UNPERF 2000MM - 0801762



DIN rail, unperforated, Standard profile, width: 35 mm, height: 7.5 mm, acc. to EN 60715, material: Copper, uncoated, length: 2000 mm, color: copper-colored

## Sensor/actuator terminal block - DIKD 1,5-2D - 2716512

### Accessories

End cap - NS 35/ 7,5 CAP - 1206560



DIN rail end piece, for DIN rail NS 35/7.5

---


DIN rail perforated - NS 35/15 PERF 2000MM - 1201730



DIN rail perforated, Standard profile, width: 35 mm, height: 15 mm, similar to EN 60715, material: Steel, galvanized, passivated with a thick layer, length: 2000 mm, color: silver

---

DIN rail, unperforated - NS 35/15 UNPERF 2000MM - 1201714



DIN rail, unperforated, Standard profile, width: 35 mm, height: 15 mm, similar to EN 60715, material: Steel, galvanized, passivated with a thick layer, length: 2000 mm, color: silver

---

DIN rail perforated - NS 35/15 WH PERF 2000MM - 0806602



DIN rail perforated, Standard profile, width: 35 mm, height: 15 mm, similar to EN 60715, material: Steel, Galvanized, white passivated, length: 2000 mm, color: silver

---

DIN rail, unperforated - NS 35/15 WH UNPERF 2000MM - 1204135



DIN rail, unperforated, Standard profile, width: 35 mm, height: 15 mm, similar to EN 60715, material: Steel, Galvanized, white passivated, length: 2000 mm, color: silver

## Sensor/actuator terminal block - DIKD 1,5-2D - 2716512

### Accessories

DIN rail, unperforated - NS 35/15 AL UNPERF 2000MM - 1201756



DIN rail, unperforated, Standard profile, width: 35 mm, height: 15 mm, similar to EN 60715, material: Aluminum, uncoated, length: 2000 mm, color: silver

---

DIN rail perforated - NS 35/15 ZN PERF 2000MM - 1206599



DIN rail perforated, Standard profile, width: 35 mm, height: 15 mm, similar to EN 60715, material: Steel, galvanized, length: 2000 mm, color: silver

---

DIN rail, unperforated - NS 35/15 ZN UNPERF 2000MM - 1206586



DIN rail, unperforated, Standard profile, width: 35 mm, height: 15 mm, similar to EN 60715, material: Steel, galvanized, length: 2000 mm, color: silver

---

DIN rail, unperforated - NS 35/15 CU UNPERF 2000MM - 1201895



DIN rail, unperforated, Standard profile, width: 35 mm, height: 15 mm, similar to EN 60715, material: Copper, uncoated, length: 2000 mm, color: copper-colored

---

End cap - NS 35/15 CAP - 1206573



DIN rail end piece, for DIN rail NS 35/15

## Sensor/actuator terminal block - DIKD 1,5-2D - 2716512

### Accessories

DIN rail, unperforated - NS 35/15-2,3 UNPERF 2000MM - 1201798



DIN rail, unperforated, Standard profile 2.3 mm, width: 35 mm, height: 15 mm, acc. to EN 60715, material: Steel, galvanized, passivated with a thick layer, length: 2000 mm, color: silver

---

### End block

End clamp - CLIPFIX 35 - 3022218



Quick mounting end clamp for NS 35/7,5 DIN rail or NS 35/15 DIN rail, with marking option, width: 9.5 mm, color: gray

End clamp - CLIPFIX 35-5 - 3022276



Quick mounting end clamp for NS 35/7,5 DIN rail or NS 35/15 DIN rail, with marking option, with parking option for FBS...5, FBS...6, KSS 5, KSS 6, width: 5.15 mm, color: gray

End clamp - E/NS 35 N - 0800886



End clamp, width: 9.5 mm, color: gray

End clamp - E/UK - 1201442



End clamp, width: 9.5 mm, height: 35.3 mm, material: PA, length: 50.5 mm, Mounting on a DIN rail NS 32 or NS 35, color: gray

## Sensor/actuator terminal block - DIKD 1,5-2D - 2716512

### Accessories

End clamp - E/UK 1 - 1201413



End clamps, for supporting the ends of double-level and three-level terminal blocks, width: 10 mm, color: gray

---

### Insertion bridge

Insertion bridge - EB 80- DIK RD - 2715953



Insertion bridge, pitch: 6.2 mm, number of positions: 80, color: red

---

Insertion bridge - EB 80- DIK BU - 2715940



Insertion bridge, pitch: 6.2 mm, number of positions: 80, color: blue

---

Insertion bridge - EB 10- DIK RD - 2716774



Insertion bridge, pitch: 6.15 mm, number of positions: 10, color: red

---

Insertion bridge - EB 10- DIK BU - 2716680



Insertion bridge, pitch: 6.15 mm, number of positions: 10, color: blue

---

## Sensor/actuator terminal block - DIKD 1,5-2D - 2716512

### Accessories

Insertion bridge - EB 10- DIK GY - 2715937



Insertion bridge, pitch: 6.15 mm, number of positions: 10, color: gray

---

Insertion bridge - EB 80- DIK WH - 2715788



Insertion bridge, pitch: 6.15 mm, number of positions: 80, color: white

---

Insertion bridge - EB 5- DIK BU - 2716677



Insertion bridge, pitch: 6.15 mm, number of positions: 5, color: blue

---

Insertion bridge - EB 4- DIK BU - 2716664



Insertion bridge, pitch: 6.15 mm, number of positions: 4, color: blue

---

Insertion bridge - EB 3- DIK BU - 2716651



Insertion bridge, pitch: 6.15 mm, number of positions: 3, color: blue

---

## Sensor/actuator terminal block - DIKD 1,5-2D - 2716512

### Accessories

Insertion bridge - EB 2- DIK BU - 2716648



Insertion bridge, pitch: 6.15 mm, number of positions: 2, color: blue

---

Insertion bridge - EB 5- DIK RD - 2716761



Insertion bridge, pitch: 6.15 mm, number of positions: 5, color: red

---

Insertion bridge - EB 4- DIK RD - 2716758



Insertion bridge, pitch: 6.15 mm, number of positions: 4, color: red

---

Insertion bridge - EB 3- DIK RD - 2716745



Insertion bridge, pitch: 6.15 mm, number of positions: 3, color: red

---

Insertion bridge - EB 2- DIK RD - 2716693



Insertion bridge, pitch: 6.15 mm, number of positions: 2, color: red

---

### Labeled terminal marker

## Sensor/actuator terminal block - DIKD 1,5-2D - 2716512

### Accessories

Marker card - SK 6,2/3,8:FORTL.ZAHLEN - 0804374



Marker card, Card, white, labeled, horizontal: consecutive numbers 1 ... 10, 11 ... 20, etc. up to 91 ... (99)100, mounting type: adhesive, for terminal block width: 6.2 mm, lettering field size: 6.2 x 3.8 mm

---

Zack marker strip - ZB 6 CUS - 0824992



Zack marker strip, can be ordered: Strip, white, labeled according to customer specifications, mounting type: snap into tall marker groove, for terminal block width: 6.2 mm, lettering field size: 6.15 x 10.5 mm, Number of individual labels: 10

---

Zack marker strip - ZB 6,LGS:FORTL.ZAHLEN - 1051016



Zack marker strip, Strip, white, labeled, can be labeled with: CMS-P1-PLOTTER, printed horizontally: consecutive numbers 1 ... 10, 11 ... 20, etc. up to 491 ... 500, mounting type: snap into tall marker groove, for terminal block width: 6.2 mm, lettering field size: 6.15 x 10.5 mm, Number of individual labels: 10

---

Zack marker strip - ZB 6,QR:FORTL.ZAHLEN - 1051029



Zack marker strip, Strip, white, labeled, can be labeled with: CMS-P1-PLOTTER, Printed vertically: consecutive numbers 1 ... 10, 11 ... 20, etc. up to 491 ... 500, mounting type: snap into tall marker groove, for terminal block width: 6.2 mm, lettering field size: 6.15 x 10.5 mm, Number of individual labels: 10

---

Zack marker strip - ZB 6,LGS:GLEICHE ZAHLEN - 1051032



Zack marker strip, Strip, white, labeled, can be labeled with: CMS-P1-PLOTTER, printed horizontally: Identical numbers 1 or 2, etc. up to 100, mounting type: snap into tall marker groove, for terminal block width: 6.2 mm, lettering field size: 6.15 x 10.5 mm, Number of individual labels: 10

## Sensor/actuator terminal block - DIKD 1,5-2D - 2716512

### Accessories

Marker for terminal blocks - ZB 6,LGS:L1-N,PE - 1051414



Marker for terminal blocks, Strip, white, labeled, can be labeled with: CMS-P1-PLOTTER, horizontal: L1, L2, L3, N, PE, L1, L2, L3, N, PE, mounting type: snap into tall marker groove, for terminal block width: 6.2 mm, lettering field size: 6.15 x 10.5 mm, Number of individual labels: 10

Marker for terminal blocks - ZB 6,LGS:U-N - 1051430



Marker for terminal blocks, Strip, white, labeled, can be labeled with: CMS-P1-PLOTTER, printed horizontally: U, V, W, N, GND, U, V, W, N, GND, mounting type: snap into tall marker groove, for terminal block width: 6.2 mm, lettering field size: 6.15 x 10.5 mm, Number of individual labels: 10

Marker for terminal blocks - UC-TM 6 CUS - 0824589



Marker for terminal blocks, can be ordered: by sheet, white, labeled according to customer specifications, mounting type: snap into tall marker groove, for terminal block width: 6.2 mm, lettering field size: 5.6 x 10.5 mm, Number of individual labels: 80

Marker for terminal blocks - UCT-TM 6 CUS - 0829602



Marker for terminal blocks, can be ordered: by sheet, white, labeled according to customer specifications, mounting type: snap into tall marker groove, for terminal block width: 6.2 mm, lettering field size: 5.6 x 10.5 mm, Number of individual labels: 60

### Mounting material

Screw - ZS-6 - 0201605



Screw

### Partition plate

## Sensor/actuator terminal block - DIKD 1,5-2D - 2716512

### Accessories

Partition plate - ATP-DIKD 1,5 - 1413285



Partition plate, length: 83 mm, width: 2 mm, height: 60 mm, color: gray

---

Separating plate - D-DEK 1,5 GN - 2716949



Cover for setting the end of a terminal row, color: green

---

### Screw bridge

Fixed bridge - FBI 100- 6 - 0201650



Fixed bridge, pitch: 6.2 mm, number of positions: 100, color: silver

---

Fixed bridge - FBI 10- 6 - 0203250



Fixed bridge, pitch: 6.2 mm, number of positions: 10, color: silver

---

Fixed bridge - FBI 20- 6 - 0201867



Fixed bridge, pitch: 6.2 mm, number of positions: 20, color: silver

---

### Terminal marking

## Sensor/actuator terminal block - DIKD 1,5-2D - 2716512

### Accessories

#### Marker card - SBS 6:UNBEDRUCKT - 1007222



Marker card, Card, white, unlabeled, can be labeled with: Marker pen, mounting type: snap into tall marker groove, snap into flat marker groove, for terminal block width: 6 mm, lettering field size: 6 x 6.1 mm, Number of individual labels: 250

---

#### Zack marker strip - ZB 6:UNBEDRUCKT - 1051003



Zack marker strip, Strip, white, unlabeled, can be labeled with: PLOTMARK, CMS-P1-PLOTTER, mounting type: snap into tall marker groove, for terminal block width: 6.2 mm, lettering field size: 6.15 x 10.5 mm, Number of individual labels: 10

---

#### Marker for terminal blocks - UC-TM 6 - 0818085



Marker for terminal blocks, Sheet, white, unlabeled, can be labeled with: BLUEMARK ID COLOR, BLUEMARK ID, BLUEMARK CLED, PLOTMARK, CMS-P1-PLOTTER, mounting type: snap into tall marker groove, for terminal block width: 6.2 mm, lettering field size: 5.6 x 10.5 mm, Number of individual labels: 80

---

#### Marker for terminal blocks - UCT-TM 6 - 0828736



Marker for terminal blocks, Sheet, white, unlabeled, can be labeled with: TOPMARK NEO, TOPMARK LASER, BLUEMARK ID COLOR, BLUEMARK ID, BLUEMARK CLED, THERMOMARK PRIME, THERMOMARK CARD 2.0, THERMOMARK CARD, mounting type: snap into tall marker groove, for terminal block width: 6.2 mm, lettering field size: 5.6 x 10.5 mm, Number of individual labels: 60

# Mouser Electronics

Authorized Distributor

Click to View Pricing, Inventory, Delivery & Lifecycle Information:

[Phoenix Contact:](#)

[2716512](#)