

Upper part of housing - ME 17,5 OT-FKDSO KMGY - 2200322


Please be informed that the data shown in this PDF Document is generated from our Online Catalog. Please find the complete data in the user's documentation. Our General Terms of Use for Downloads are valid (<http://phoenixcontact.com/download>)




DIN rail housing, Upper housing part for PCB terminal blocks with Push-in spring connection, width: 17.6 mm, height: 99 mm, depth: 45.85 mm, color: light gray (7035)

Your advantages

- ✓ Item is from the ME product range
- ✓ Tool-free mounting
- ✓ Available in overall widths from 12.5 mm to 90 mm, modular extension is possible
- ✓ Inflammability class V0 according to UL 94
- ✓ Variety of connection technologies
- ✓ Can be mounted on the DIN rail
- ✓ Optional bus connector that is either integrated or mounted on the DIN rail



Key Commercial Data

Packing unit	10 pc
Minimum order quantity	10 pc
GTIN	
GTIN	4046356563871

Technical data

Item properties

Brief article description	Upper part of housing
Type	ME 17,5 OT-FKDSO KMGY
Order No.	2200322
Housing type	DIN rail housing
Type	Upper housing part for PCB terminal blocks with Push-in spring connection
Max. IP code to attain	IP20
Mounting type	Latching with lower housing part
Connection levels	2 (Both sides)

Upper part of housing - ME 17,5 OT-FKDSO KMGY - 2200322

Technical data

Item properties

Max. number of positions	16 (pitch: 3.5 mm)
	12 (pitch: 5 mm)

Dimensions

Width [w]	17.6 mm
Height [h]	99 mm
Depth [d]	45.85 mm
Depth from base support surface [d]	38.5 mm

Material data

Housing material	Polyamide
Color (RAL)	light gray (7035)
Flammability rating according to UL 94	V0

Ambient conditions

Ambient temperature (storage/transport)	-40 °C ... 55 °C
Ambient temperature (assembly)	-5 °C ... 100 °C
Ambient temperature (operation)	-40 °C ... 105 °C (depending on power dissipation)
Relative humidity (storage/transport)	80 %

PCB data

Number of PCB holders	1
PCB thickness	1.4 mm ... 1.8 mm
Mounting position	Vertical (horizontal DIN rail)
Type of PCB mount	Latching

General information

Type of note	Assembly instruction:
Note	Refer to the data sheet for the range in the download area.
Type of note	Recommendation
Note	Material of contact pads for bus connector, galvanic gold (hard gold)

Packaging information

Type of packaging	packed in cardboard
Pieces per package	10
Denomination packing units	Pcs.
Outer packaging type	Carton

Standards and regulations

Flammability rating according to UL 94	V0
--	----

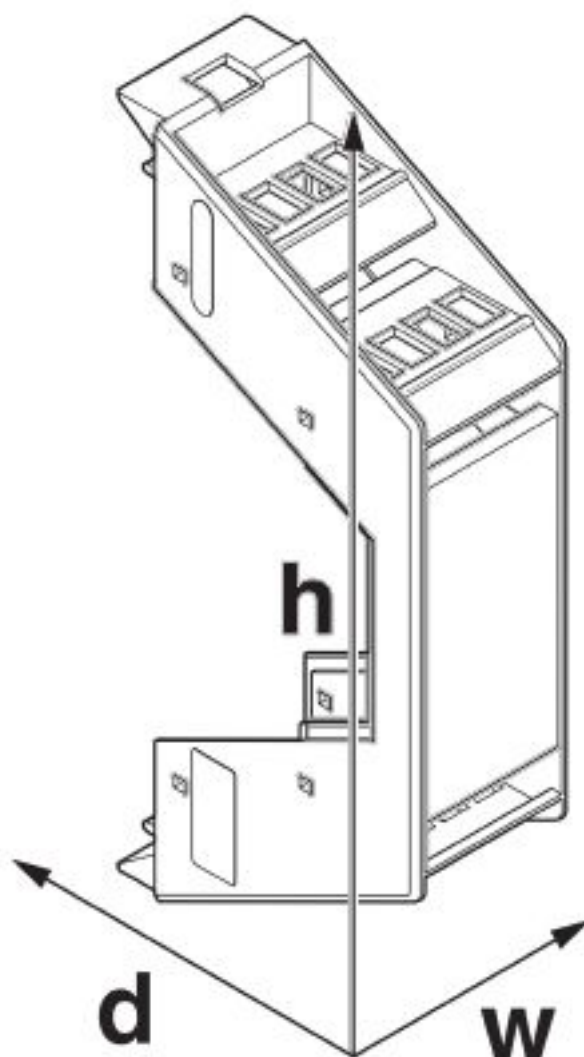
Environmental Product Compliance

China RoHS	Environmentally friendly use period: unlimited = EFUP-e
	No hazardous substances above threshold values

Upper part of housing - ME 17,5 OT-FKDSO KMGY - 2200322

Drawings

Dimensional drawing



Classifications

eCl@ss

eCl@ss 10.0.1	27182702
eCl@ss 4.0	27141100
eCl@ss 4.1	27141100
eCl@ss 5.0	27180500
eCl@ss 5.1	27180500
eCl@ss 6.0	27180800
eCl@ss 7.0	27182702
eCl@ss 8.0	27182702

Upper part of housing - ME 17,5 OT-FKDSO KMGY - 2200322

Classifications

eCl@ss

eCl@ss 9.0	27182702
------------	----------

ETIM

ETIM 2.0	EC001031
ETIM 3.0	EC001121
ETIM 4.0	EC001031
ETIM 5.0	EC001031
ETIM 6.0	EC001031
ETIM 7.0	EC001031

UNSPSC

UNSPSC 6.01	31261501
UNSPSC 7.0901	31261501
UNSPSC 11	31261501
UNSPSC 12.01	31261501
UNSPSC 13.2	31261501
UNSPSC 18.0	31261501
UNSPSC 19.0	31261501
UNSPSC 20.0	31261501
UNSPSC 21.0	31261501

Approvals


Approvals

Approvals

EAC

Ex Approvals

Approval details

EAC		B.01687
-----	---	---------

Accessories

Accessories

Fiber optic

Upper part of housing - ME 17,5 OT-FKDSO KMGY - 2200322

Accessories

Fiber optic - HS LC-H-D3/ R1XC1 - 2202313



Light guides, passive, rigid, can be used for the ME, ME-MAX, ME-IO, ME PLC, and EH housing ranges (housing must be processed)

Fiber optic - HS LC-H-5X2/ R1XC1 - 2202314



Light guides, passive, rigid, can be used for the ME, ME-MAX, ME-IO, ME PLC, and EH housing ranges (housing must be processed)

Fiber optic - HS LC-H-D3/ R2XC1-5,08 - 2202315



Light guides, passive, rigid, can be used for the ME, ME-MAX, ME-IO, ME PLC, and EH housing ranges (housing must be processed)

Fiber optic - HS LC-H-D2/ R2XC1-2,54 - 2202316



Light guides, passive, rigid, can be used for the ME, ME-MAX, ME-IO, ME PLC, and EH housing ranges (housing must be processed)

Fiber optic - HS LC-H-D2/ R2XC2-2,54 - 2202317



Light guides, passive, rigid, can be used for the ME, ME-MAX, ME-IO, ME PLC, and EH housing ranges (housing must be processed)

Upper part of housing - ME 17,5 OT-FKDSO KMGY - 2200322

Accessories

Fiber optic - HS LC-H-D2/ R2XC5-2,54 - 2202318



Light guides, passive, rigid, can be used for the ME, ME-MAX, ME-IO, ME PLC, and EH housing ranges (housing must be processed)

Fiber optic - HS LC-H-D2/ R2XC10-2,54 - 2202319



Light guides, passive, rigid, can be used for the ME, ME-MAX, ME-IO, ME PLC, and EH housing ranges (housing must be processed)

Filler plug

Filler plugs - ME B-17,5 FKDSO KMGY - 2200566



DIN rail housing, Filler plug for unoccupied terminal points, width: 15 mm, height: 16.9 mm, depth: 11.85 mm, color: light gray (7035)

Filler plugs - ME B-17,5 FKDSO KMGY - 2200566



DIN rail housing, Filler plug for unoccupied terminal points, width: 15 mm, height: 16.9 mm, depth: 11.85 mm, color: light gray (7035)

Necessary add-on products

PCB terminal block - FKDSO 2,5/ 3-R KMGY - 2200317



PCB terminal block, nominal current: 22 A, rated voltage (III/2): 250 V, nominal cross section: 2.5 mm², pitch: 5 mm, number of positions: 3, connection method: Push-in spring connection, mounting: Wave soldering, conductor/PCB connection direction: 0 °, color: light gray, Pin layout: Linear pinning, Solder pin [P]: 3.5 mm. Article with lateral pin exit

Upper part of housing - ME 17,5 OT-FKDSO KMGY - 2200322

Accessories

PCB terminal block - FKDSO 2,5/ 3-L KMGY - 2200318



PCB terminal block, nominal current: 22 A, rated voltage (III/2): 250 V, nominal cross section: 2.5 mm², pitch: 5 mm, number of positions: 3, connection method: Push-in spring connection, mounting: Wave soldering, conductor/PCB connection direction: 0 °, color: light gray, Pin layout: Linear pinning, Solder pin [P]: 3.5 mm. Article with lateral pin exit

Phoenix Contact 2020 © - all rights reserved
<http://www.phoenixcontact.com>

PHOENIX CONTACT GmbH & Co. KG
Flachsmarktstr. 8
32825 Blomberg
Germany
Tel. +49 5235 300
Fax +49 5235 3 41200
<http://www.phoenixcontact.com>

Mouser Electronics

Authorized Distributor

Click to View Pricing, Inventory, Delivery & Lifecycle Information:

Phoenix Contact:

2200322