

Housing - VC-MEMV-T1-R - 1855131

Please be informed that the data shown in this PDF Document is generated from our Online Catalog. Please find the complete data in the user's documentation. Our General Terms of Use for Downloads are valid (<http://phoenixcontact.com/download>)




Metal sleeve housing, EMC-coating, locking screws with knurled head, with conductive seal, type 1, cable screw connection Pg16

The figure shows version VC-MEMV-T3-R

RoHS

Key Commercial Data

Packing unit	5 pc
GTIN	 4 017918 159252
GTIN	4017918159252

Technical data

Dimensions

Height	65 mm
Width	33 mm
Length	59 mm

Ambient conditions

Ambient temperature (operation)	-40 °C ... 125 °C
---------------------------------	-------------------

General

Note	When using fiber optics, the bending radii of the cable manufacturers must be observed.
Size	VC1
Locking type	Screw locking, knurled head
Tightening torque, mounting screw	1 Nm ±0.5 Nm
No. of cable outlets	1
Cable outlet	Angled
Type of the screw connection	Pg16
Housing material	Zinc die-cast, surface bronzed and nickel-plated
Seal material	EPDM, conductive

Housing - VC-MEMV-T1-R - 1855131

Technical data

General

Material of locking screw	Nickel-plated brass
Flammability rating according to UL 94	V0

Standards and Regulations

Flammability rating according to UL 94	V0
Safety note	WARNING: The connectors may not be plugged in or disconnected under load. Ignoring the warning or improper use may damage persons and/or property.
	<ul style="list-style-type: none"> • WARNING: Commission properly functioning products only. The products must be regularly inspected for damage. Decommission defective products immediately. Replace damaged products. Repairs are not possible.
	<ul style="list-style-type: none"> • WARNING: Only electrically qualified personnel may install and operate the product. They must observe the following safety notes. The qualified personnel must be familiar with the basics of electrical engineering. They must be able to recognize and prevent danger. The relevant symbol on the packaging indicates that only personnel familiar with electrical engineering are allowed to install and operate the product.
	<ul style="list-style-type: none"> • The products are suitable for applications in plant, controller, and electrical device engineering.
	<ul style="list-style-type: none"> • When operating the connectors in outdoor applications, they must be separately protected against environmental influences.
	<ul style="list-style-type: none"> • Assembled products may not be manipulated or improperly opened.
	<ul style="list-style-type: none"> • Only use mating connectors that are specified in the technical data of the standards listed (e.g. the ones listed in the product accessories online at phoenixcontact.com/products).
	<ul style="list-style-type: none"> • When using the product in direct connection with third-party manufacturers, the user is responsible.
	<ul style="list-style-type: none"> • For operating voltages > 50 V AC, conductive connector housings must be grounded
	<ul style="list-style-type: none"> • Ensure that the protective or functional ground has been properly connected.
	<ul style="list-style-type: none"> • VDE 0100/1.97 § 411.1.3.2 and DIN EN 60 204/11.98 § 14.1.3 are applicable when combining several circuits in a cable and/or connector
	<ul style="list-style-type: none"> • Observe the corresponding technical data. You will find information: <ul style="list-style-type: none"> o On the product o On the packing label o In the supplied documentation o Online at phoenixcontact.com/products under the product
	<ul style="list-style-type: none"> • Only use tools recommended by Phoenix Contact
	<ul style="list-style-type: none"> • The installation notes/Design In documents online on the download page at phoenixcontact.com/products must be observed for this product.
	<ul style="list-style-type: none"> • Use a protective cap to protect connectors that are not in use. The suitable accessories are available online in the accessory section of the product at phoenixcontact.com/products
	<ul style="list-style-type: none"> • Operate the connector only when it is fully plugged in.
	<ul style="list-style-type: none"> • Ensure that when laying the cable, the tensile load on the connectors does not exceed the upper limit specified in the standards.
	<ul style="list-style-type: none"> • Observe the minimum bending radius of the cable. Lay the cable without twisting it.

Housing - VC-MEMV-T1-R - 1855131

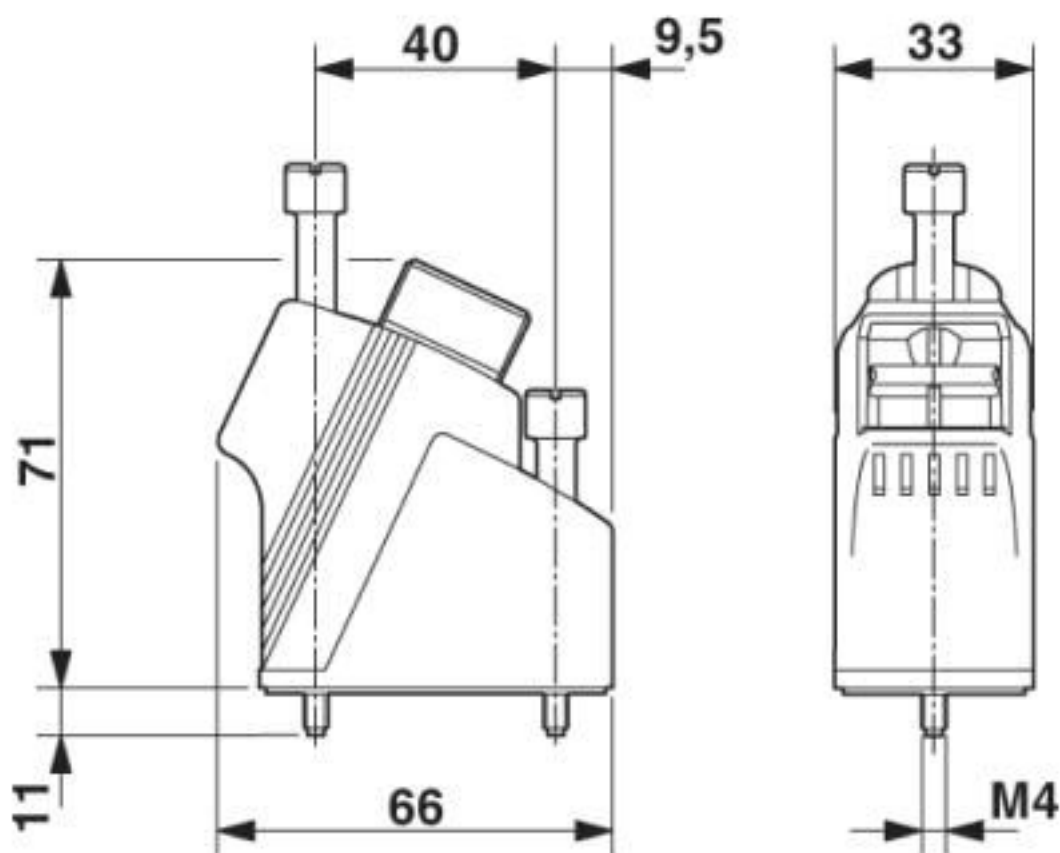
Technical data

Environmental Product Compliance

China RoHS	Environmentally friendly use period: unlimited = EFUP-e
	No hazardous substances above threshold values

Drawings

Dimensional drawing



Classifications

eCl@ss

eCl@ss 10.0.1	27440202
eCl@ss 4.0	27140800
eCl@ss 4.1	27140800
eCl@ss 5.0	27371200
eCl@ss 5.1	27261200
eCl@ss 6.0	27261200
eCl@ss 7.0	27440202
eCl@ss 8.0	27440202

Housing - VC-MEMV-T1-R - 1855131

Classifications

eCl@ss

eCl@ss 9.0	27440202
------------	----------

ETIM

ETIM 2.0	EC000437
ETIM 3.0	EC000437
ETIM 4.0	EC000437
ETIM 5.0	EC000437
ETIM 6.0	EC000437
ETIM 7.0	EC000437

UNSPSC

UNSPSC 6.01	31261502
UNSPSC 7.0901	31261502
UNSPSC 11	31261502
UNSPSC 12.01	31261502
UNSPSC 13.2	31261501
UNSPSC 18.0	31261501
UNSPSC 19.0	31261501
UNSPSC 20.0	31261501
UNSPSC 21.0	31261501

Approvals


Approvals

Approvals

EAC

Ex Approvals

Approval details

EAC		B.01742
-----	---	---------

Accessories

Accessories

Half screw connection

Housing - VC-MEMV-T1-R - 1855131

Accessories

Cable gland - VC-EMV-KV-PG16(6,5- 9,5/ 6,5) - 1854132



EMC half screw connection Pg16, for metal housings, consisting of rubber seal, iris spring, cone disks and pressure screw, for size 1 housings, cable shielding range [mm] 2.5-6.5, cable [mm] 6.5-9.5

Cable gland - VC-EMV-KV-PG16(7-10,5/ 8,5) - 1854161



EMC half screw connection Pg16, for metal housings, consisting of rubber seal, iris spring, cone disks and pressure screw, for size 1 housings, cable shielding range [mm] 3.5-8.5, cable [mm] 7-10.5

Cable gland - VC-EMV-KV-PG16(9-13/10,5) - 1854174



EMC half screw connection Pg16, for metal housings, consisting of rubber seal, iris spring, cone disks and pressure screw, for size 1 housings, cable shielding range [mm] 6.5-10.5, cable [mm] 9-13

Protective cover

Protective covers - VC-SD1 - 1853670



Protective cover, Protective covers, type: VC1, housing material: PA 6, color: gray

Protective covers - VC-SD-T1 - 1886728



Protective cover, Protective covers, type: VC1, housing material: PA 6, color: gray

Housing - VC-MEMV-T1-R - 1855131

Accessories

Marking label - VC-BZS WH - 1852875



Marker labels, unprinted, 5-section, for individual labeling with M-PEN or CMS system, white

Marking label - VC-BZS WH - 1852875



Marker labels, unprinted, 5-section, for individual labeling with M-PEN or CMS system, white

Phoenix Contact 2020 © - all rights reserved
<http://www.phoenixcontact.com>

PHOENIX CONTACT GmbH & Co. KG
Flachsmarktstr. 8
32825 Blomberg
Germany
Tel. +49 5235 300
Fax +49 5235 3 41200
<http://www.phoenixcontact.com>

Mouser Electronics

Authorized Distributor

Click to View Pricing, Inventory, Delivery & Lifecycle Information:

Phoenix Contact:

1855131