

# Printed-circuit board connector - GMSTBVA 2,5 HC/ 7-G-7,62 - 1792407

Please be informed that the data shown in this PDF Document is generated from our Online Catalog. Please find the complete data in the user's documentation. Our General Terms of Use for Downloads are valid (<http://phoenixcontact.com/download>)

PCB headers, nominal current: 16 A, rated voltage (III/2): 630 V, nominal cross section: 2.5 mm<sup>2</sup>, number of positions: 7, pitch: 7.62 mm, color: green, contact surface: Tin, mounting: Wave soldering, pin layout: Linear pinning, solder pin [P]: 3.9 mm




## Your advantages

- ✓ Well-known mounting principle allows worldwide use
- ✓ Larger pitch for increased voltage requirements
- ✓ Closed contour for optimum stability of the plug-in connection
- ✓ Vertical connection enables multi-row arrangement on the PCB



## Key Commercial Data

|              |   |
|--------------|---|
| Packing unit | 50 pc   |
| GTIN         | <br>4 046356 615174 |
| GTIN         | 4046356615174   |

## Technical data

### Item properties

|                           |                     |
|---------------------------|---------------------|
| Brief article description | Feed-through header |
| Plug-in system            | POWER COMBICON 2,5  |
| Type of contact           | Male connector      |
| Range of articles         | GMSTBVA 2,5 HC/..-G |
| Pitch                     | 7.62 mm             |
| Number of positions       | 7                   |
| Mounting type             | Wave soldering      |
| Pin layout                | Linear pinning      |
| Locking                   | without             |
| Number of levels          | 1                   |
| Number of connections     | 7                   |
| Number of potentials      | 7                   |

# Printed-circuit board connector - GMSTBVA 2,5 HC/ 7-G-7,62 - 1792407

## Technical data

### Electrical parameters

|                             |        |
|-----------------------------|--------|
| Nominal current             | 16 A   |
| Nom. voltage                | 630 V  |
| Rated voltage               | 500 V  |
| Rated voltage (III/2)       | 630 V  |
| Rated voltage (II/2)        | 1000 V |
| Rated surge voltage (III/3) | 6 kV   |
| Rated surge voltage (III/2) | 6 kV   |
| Rated surge voltage (II/2)  | 6 kV   |

### Material data - contact

|   |   |
|---|---|
| Note  | WEEE/RoHS-compliant, free of whiskers according to IEC 60068-2-82/ JEDEC JESD 201 |
| Contact material                            | Cu alloy  |
| Surface characteristics                     | Tin-plated  |
| Metal surface contact area (top layer)      | Tin (3 - 5 µm Sn)   |
| Metal surface contact area (middle layer)   | Nickel (1.3 - 3 µm Ni),   |
| Metal surface soldering area (top layer)    | Tin (3 - 5 µm Sn)   |
| Metal surface soldering area (middle layer) | Nickel (1.3 - 3 µm Ni)  |

### Material data - housing

|   |              |
|---|--------------|
| Housing color   | green (6021) |
| Insulating material   | PA           |
| Insulating material group   | I            |
| CTI according to IEC 60112  | 600          |
| Flammability rating according to UL 94                            | V0           |
| Glow wire flammability index GWFI according to EN 60695-2-12      | 850          |
| Glow wire ignition temperature GWIT according to EN 60695-2-13    | 775          |
| Temperature for the ball pressure test according to EN 60695-10-2 | 125 °C       |

### Dimensions for the product

|                             |          |
|-----------------------------|----------|
| Length [ l ]                | 8.6 mm   |
| Width [ w ]                 | 53.34 mm |
| Height [ h ]                | 15.9 mm  |
| Pitch                       | 7.62 mm  |
| Height (without solder pin) | 12 mm    |
| Solder pin [P]              | 3.9 mm   |
| Pin dimensions              | 1 x 1 mm |

### Dimensions for PCB design

|               |        |
|---------------|--------|
| Hole diameter | 1.4 mm |
|---------------|--------|

### Packaging information

|                    |                     |
|--------------------|---------------------|
| Type of packaging  | packed in cardboard |
| Pieces per package | 50                  |

# Printed-circuit board connector - GMSTBVA 2,5 HC/ 7-G-7,62 - 1792407

## Technical data

### Packaging information

|                            |      |
|----------------------------|------|
| Denomination packing units | Pcs. |
|----------------------------|------|

### Ambient conditions

|   |   |
|---|---|
| Ambient temperature (storage/transport) | -40 °C ... 70 °C                                    |
| Ambient temperature (assembly)          | -5 °C ... 100 °C                                    |
| Ambient temperature (operation)         | -40 °C ... 100 °C (dependent on the derating curve) |

### Air clearances and creepage distances

|   |                     |
|---|---------------------|
| Clearances and creepage distances               | IEC 60664-1:2007-04 |
| Specification                                   | IEC 60664-1:2007-04 |
| Minimum clearance - inhomogeneous field (III/3) | 5.5 mm              |
| Minimum clearance - inhomogeneous field (III/2) | 5.5 mm              |
| Minimum clearance - inhomogeneous field (II/2)  | 5.5 mm              |
| Minimum creepage distance value (III/3)         | 6.3 mm              |
| Minimum creepage distance value (III/2)         | 3.2 mm              |
| Minimum creepage distance value (II/2)          | 5 mm                |

### Mechanical tests (A)

|  |             |
|--|-------------|
| Test specification                           | IEC 61984   |
| Insertion strength per pos. approx.          | 6 N         |
| Withdraw strength per pos. approx.           | 4 N         |
| Polarization when inserted requirement >20 N | Test passed |
| Contact holder in insert requirements >20 N  | Test passed |

### Durability tests (B)

|  |                       |
|--|-----------------------|
| Specification                                | IEC 60512-9-1:2010-03 |
| Contact resistance R <sub>1</sub>            | 0.64 mΩ               |
| Insertion/withdrawal cycles                  | 50                    |
| Contact resistance R <sub>2</sub>            | 0.75 mΩ               |
| Impulse withstand voltage at sea level       | 9.8 kV                |
| Power-frequency withstand voltage            | 3.31 kV               |
| Insulation resistance, neighboring positions | 7 TΩ                  |

### Thermal tests (C)

|   |                       |
|---|-----------------------|
| Specification                                   | IEC 60512-5-1:2002-02 |
| Number of positions                             | 12                    |
| Conductor cross section                         | 2.5 mm <sup>2</sup>   |
| Test current                                    | 16 A DC               |
| Upper limiting temperature requirements <100 °C | Test passed           |

### Climatic tests (D)

|                |                  |
|----------------|------------------|
| Specification  | ISO 6988:1985-02 |
| Cold stress    | -40 °C/2 h       |
| Thermal stress | 100 °C/168 h     |

# Printed-circuit board connector - GMSTBVA 2,5 HC/ 7-G-7,62 - 1792407

## Technical data

### Climatic tests (D)

|  |   |
|--|---|
| Corrosive stress                       | 0.2 dm <sup>3</sup> SO <sub>2</sub> on 300 dm <sup>3</sup> /40 °C/1 cycle |
| Impulse withstand voltage at sea level | 9.8 kV  |
| Power-frequency withstand voltage      | 3.31 kV   |

### Environmental and durability tests (E)

|                                       |                                     |
|---------------------------------------|-------------------------------------|
| Specification                         | IEC 61984:2008-10                   |
| Result, degree of protection, IP code | Finger safety with IP20 test finger |

### Vibration test

|                        |                        |
|------------------------|------------------------|
| Specification          | IEC 60068-2-6:2007-12  |
| Result                 | Test passed            |
| Frequency              | 10 - 150 - 10 Hz       |
| Sweep speed            | 1 octave/min           |
| Amplitude              | 0.35 mm (10 - 60.1 Hz) |
| Acceleration           | 5 g (60.1 - 150 Hz)    |
| Test duration per axis | 2.5 h                  |

### Standards and Regulations

|  |        |
|--|--------|
| Connection in acc. with standard       | EN-VDE |
|  | CUL    |
| Flammability rating according to UL 94 | V0     |

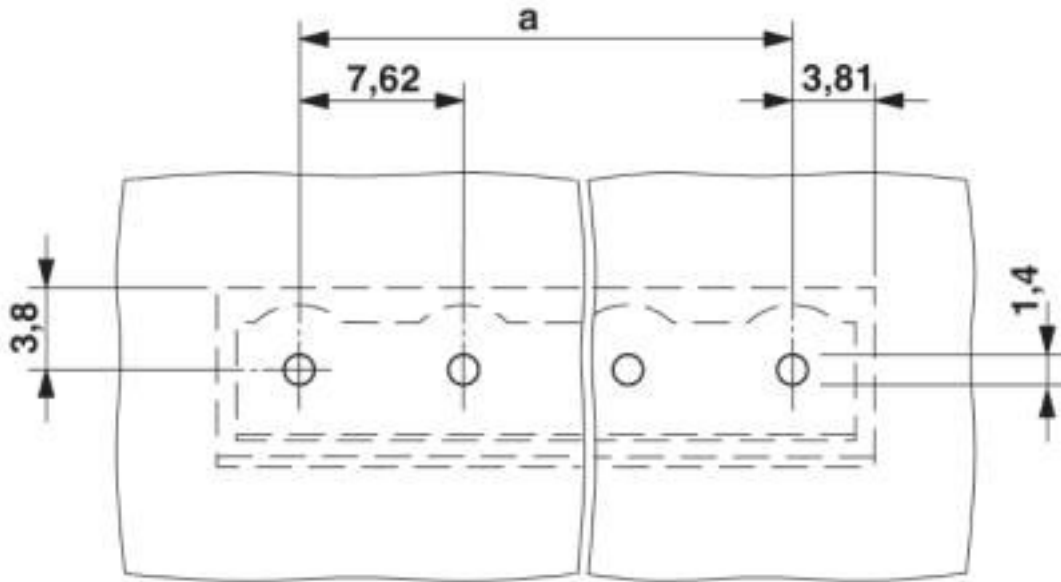
### Environmental Product Compliance

|            |   |
|------------|---|
| China RoHS | Environmentally friendly use period: unlimited = EFUP-e |
|            | No hazardous substances above threshold values          |

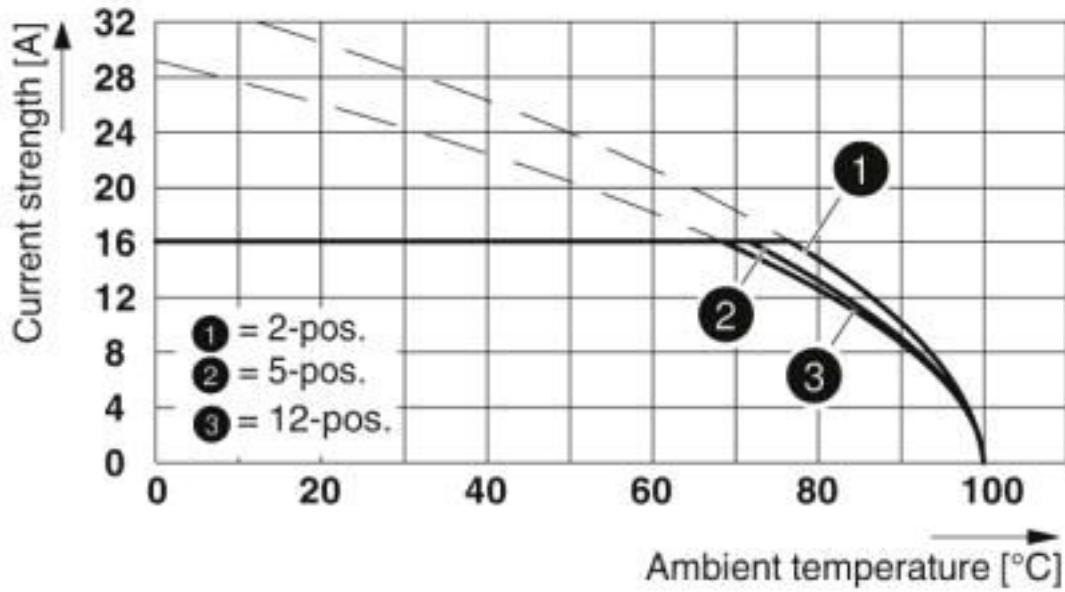
## Drawings

# Printed-circuit board connector - GMSTBVA 2,5 HC/ 7-G-7,62 - 1792407

Drilling diagram



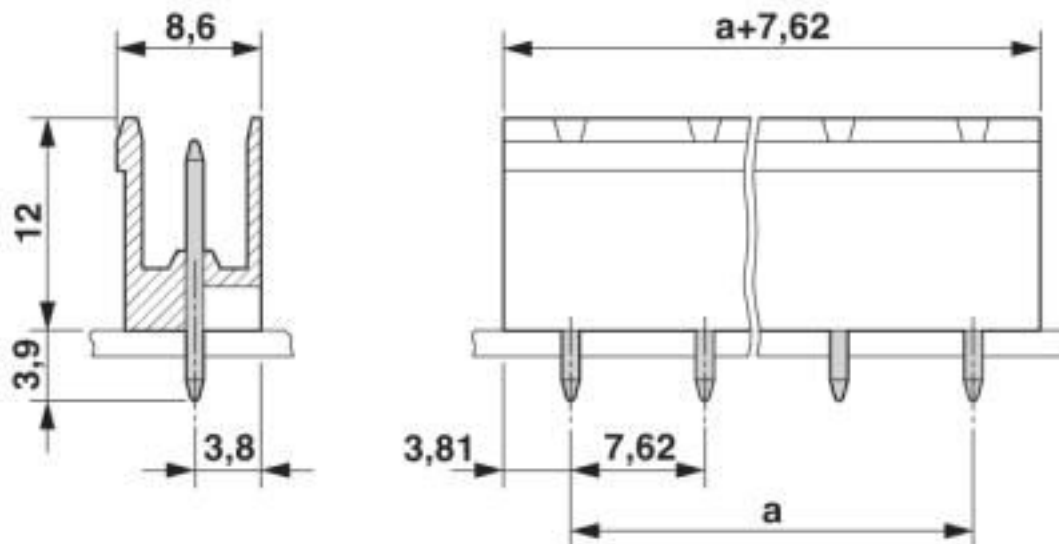
Diagram



Type: GMSTB 2.5 HCV/...-ST-7.62(-LR) with GMSTBVA 2.5 HC/...-G-7.62(-LR)

# Printed-circuit board connector - GMSTBVA 2,5 HC/ 7-G-7,62 - 1792407

Dimensional drawing



## Classifications

### eCl@ss

|               |          |
|---------------|----------|
| eCl@ss 10.0.1 | 27440402 |
| eCl@ss 4.0    | 27260700 |
| eCl@ss 4.1    | 27260700 |
| eCl@ss 5.0    | 27260700 |
| eCl@ss 5.1    | 27260700 |
| eCl@ss 6.0    | 27260700 |
| eCl@ss 7.0    | 27440402 |
| eCl@ss 8.0    | 27440402 |
| eCl@ss 9.0    | 27440402 |

### ETIM

|          |          |
|----------|----------|
| ETIM 3.0 | EC002637 |
| ETIM 4.0 | EC002637 |
| ETIM 5.0 | EC002637 |
| ETIM 6.0 | EC002637 |
| ETIM 7.0 | EC002637 |

### UNSPSC

|               |          |
|---------------|----------|
| UNSPSC 6.01   | 30211810 |
| UNSPSC 7.0901 | 39121409 |
| UNSPSC 11     | 39121409 |
| UNSPSC 12.01  | 39121409 |
| UNSPSC 13.2   | 39121409 |
| UNSPSC 18.0   | 39121409 |

# Printed-circuit board connector - GMSTBVA 2,5 HC/ 7-G-7,62 - 1792407

## Classifications

### UNSPSC

|             |          |
|-------------|----------|
| UNSPSC 19.0 | 39121409 |
| UNSPSC 20.0 | 39121409 |
| UNSPSC 21.0 | 39121409 |

## Approvals

### Approvals


#### Approvals


EAC / cULus Recognized / IECEE CB Scheme / VDE Zeichengenehmigung


#### Ex Approvals

### Approval details

|     |   |         |
|-----|---|---------|
| EAC |  | B.01687 |
|-----|---|---------|

|                    |   |   |                 |
|--------------------|---|---|-----------------|
| cULus Recognized   |  | <a href="http://database.ul.com/cgi-bin/XYV/template/LISEXT/1FRAME/index.htm">http://database.ul.com/cgi-bin/XYV/template/LISEXT/1FRAME/index.htm</a> | E60425-19931013 |
|                    | B   | D   |                 |
| Nominal voltage UN | 300 V   | 300 V   |                 |
| Nominal current IN | 20 A  | 10 A  |                 |

|                    |   |   |                |
|--------------------|---|---|----------------|
| IECEE CB Scheme    |  | <a href="http://www.iecee.org/">http://www.iecee.org/</a> | DE1-60988-B1B2 |
| Nominal voltage UN | 400 V   |   |                |
| Nominal current IN | 16 A  |   |                |

|                        |   |   |          |
|------------------------|---|---|----------|
| VDE Zeichengenehmigung |  | <a href="http://www2.vde.com/de/Institut/Online-Service/VDE-gepruefteProdukte/Seiten/Online-Suche.aspx">http://www2.vde.com/de/Institut/Online-Service/VDE-gepruefteProdukte/Seiten/Online-Suche.aspx</a> | 40050079 |
| Nominal voltage UN     | 400 V   |   |          |
| Nominal current IN     | 16 A  |   |          |

## Printed-circuit board connector - GMSTBVA 2,5 HC/ 7-G-7,62 - 1792407

### Accessories

#### Additional products

Plug - GMSTB 2,5 HCV/ 7-ST-7,62 - 1714320



PCB connector, nominal current: 16 A, rated voltage (III/2): 1000 V, nominal cross section: 2.5 mm<sup>2</sup>, number of positions: 7, pitch: 7.62 mm, connection method: Screw connection with tension sleeve, color: green, contact surface: Tin

---

Printed-circuit board connector - GIC 2,5 HC/ 7-G-7,62 - 1745836



PCB headers, nominal current: 16 A, rated voltage (III/2): 630 V, nominal cross section: 2.5 mm<sup>2</sup>, number of positions: 7, pitch: 7.62 mm, color: green, contact surface: Tin, mounting: Wave soldering, pin layout: Linear pinning, solder pin [P]: 3.5 mm

---

Printed-circuit board connector - GICV 2,5 HC/ 7-G-7,62 - 1756537



PCB headers, nominal current: 16 A, rated voltage (III/2): 630 V, nominal cross section: 2.5 mm<sup>2</sup>, number of positions: 7, pitch: 7.62 mm, color: green, contact surface: Tin, mounting: Wave soldering, pin layout: Linear pinning, solder pin [P]: 3.6 mm

---

Phoenix Contact 2020 © - all rights reserved  
<http://www.phoenixcontact.com>

PHOENIX CONTACT GmbH & Co. KG  
Flachsmarktstr. 8  
32825 Blomberg  
Germany  
Tel. +49 5235 300  
Fax +49 5235 3 41200  
<http://www.phoenixcontact.com>



# Mouser Electronics

Authorized Distributor

Click to View Pricing, Inventory, Delivery & Lifecycle Information:

[Phoenix Contact:](#)

[1792407](#)