

D-SUB panel mounting frames - VS-09-A - 1688366


Please be informed that the data shown in this PDF Document is generated from our Online Catalog. Please find the complete data in the user's documentation. Our General Terms of Use for Downloads are valid (<http://phoenixcontact.com/download>)



D-SUB panel mounting frame, shell size 1, IP67 degree of protection



Key Commercial Data

Packing unit	5 pc
GTIN	
GTIN	4017918817510

Technical data

Mechanical characteristics

Degree of pollution	2
Weight	8.86 g
Flammability rating according to UL 94	V0

Ambient conditions

Ambient temperature (operation)	-40 °C ... 80 °C
Ambient temperature (assembly)	-40 °C ... 80 °C
Ambient temperature (storage/transport)	-40 °C ... 80 °C

Material data

Seal material	NBR
Housing material	PA
Seal material	NBR
Width	24 mm
Height	54 mm
Length	16.7 mm
Mounting type	Front mounting
Housing surface material 1	PA, light gray

D-SUB panel mounting frames - VS-09-A - 1688366

Technical data

Electrical characteristics

Degree of pollution	2
---------------------	---

Standards and Regulations

Flammability rating according to UL 94	V0
Safety note	WARNING: The connectors may not be plugged in or disconnected under load. Ignoring the warning or improper use may damage persons and/or property.
	• WARNING: Commission properly functioning products only. The products must be regularly inspected for damage. Decommission defective products immediately. Replace damaged products. Repairs are not possible.
	• WARNING: Only electrically qualified personnel may install and operate the product. They must observe the following safety notes. The qualified personnel must be familiar with the basics of electrical engineering. They must be able to recognize and prevent danger. The relevant symbol on the packaging indicates that only personnel familiar with electrical engineering are allowed to install and operate the product.
	• The products are suitable for applications in plant, controller, and electrical device engineering.
	• When operating the connectors in outdoor applications, they must be separately protected against environmental influences.
	• Assembled products may not be manipulated or improperly opened.
	• Only use mating connectors that are specified in the technical data of the standards listed (e.g. the ones listed in the product accessories online at phoenixcontact.com/products).
	• When using the product in direct connection with third-party manufacturers, the user is responsible.
	• For operating voltages > 50 V AC, conductive connector housings must be grounded
	• Only use tools recommended by Phoenix Contact
	• The installation notes/Design In documents online on the download page at phoenixcontact.com/products must be observed for this product.
	• Use a protective cap to protect connectors that are not in use. The suitable accessories are available online in the accessory section of the product at phoenixcontact.com/products
	• Operate the connector only when it is fully plugged in and interlocked.
	• Operate the connector only when it is fully plugged in.
	• Ensure that when laying the cable, the tensile load on the connectors does not exceed the upper limit specified in the standards.
	• Observe the minimum bending radius of the cable. Lay the cable without twisting it.
	• VDE 0100/1.97 § 411.1.3.2 and DIN EN 60 204/11.98 § 14.1.3 are applicable when combining several circuits in a cable and/or connector

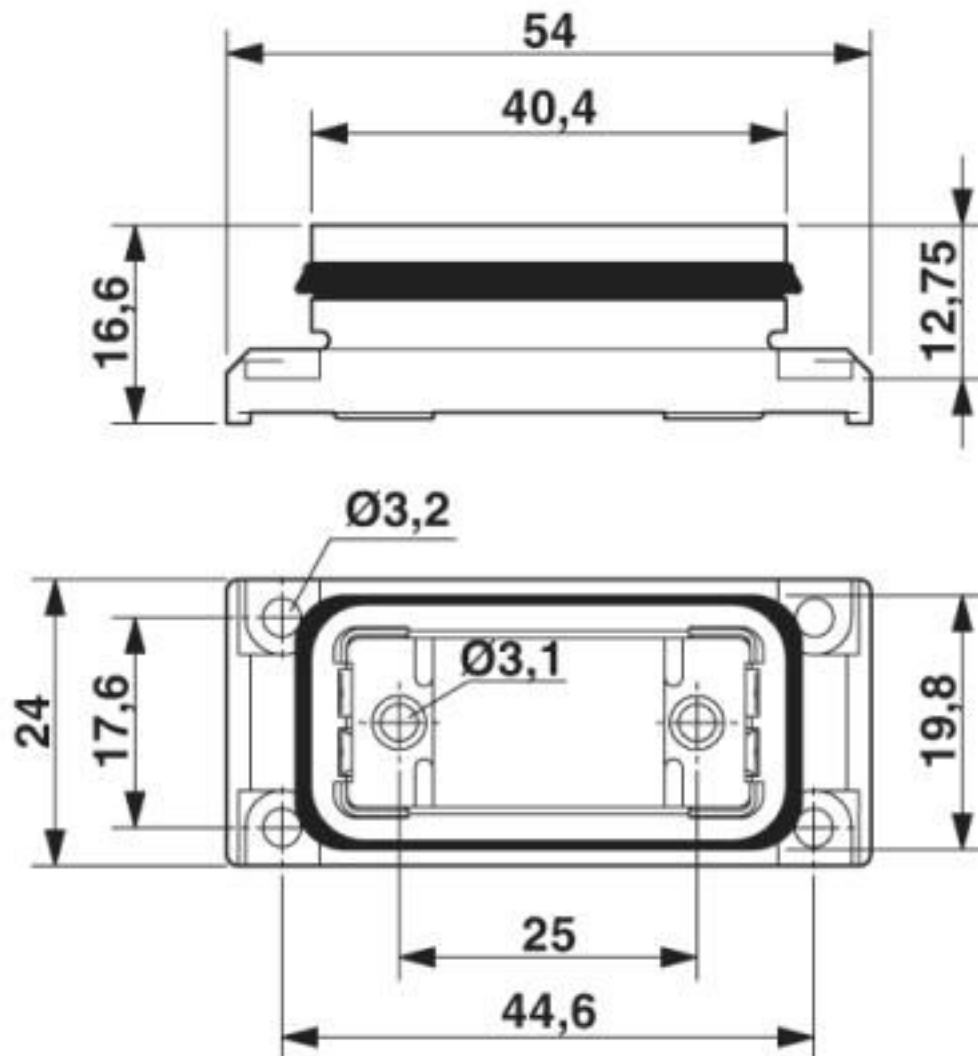
Environmental Product Compliance

China RoHS	Environmentally friendly use period: unlimited = EFUP-e
	No hazardous substances above threshold values

Drawings

D-SUB panel mounting frames - VS-09-A - 1688366

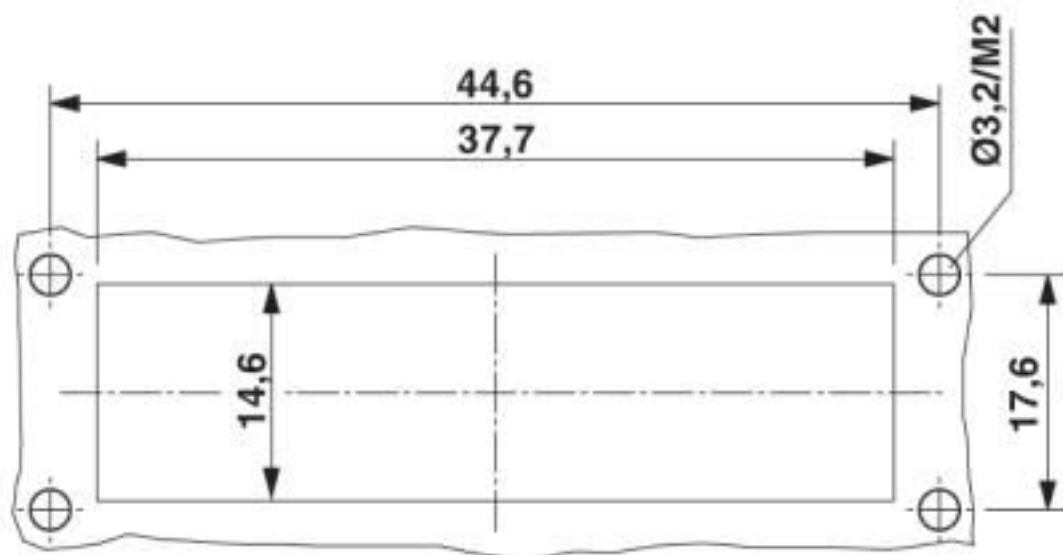
Dimensional drawing



D-SUB panel mounting frame

D-SUB panel mounting frames - VS-09-A - 1688366

Dimensional drawing



Mounting cutout

Classifications

eCl@ss

eCl@ss 10.0.1	27440201
eCl@ss 4.0	27260700
eCl@ss 4.1	27260700
eCl@ss 5.0	27260700
eCl@ss 5.1	27260700
eCl@ss 6.0	27261200
eCl@ss 7.0	27440201
eCl@ss 8.0	27440201
eCl@ss 9.0	27440201

ETIM

ETIM 2.0	EC000437
ETIM 3.0	EC000437
ETIM 4.0	EC000437
ETIM 5.0	EC002309
ETIM 6.0	EC002309
ETIM 7.0	EC002309

UNSPSC

UNSPSC 6.01	31261501
UNSPSC 7.0901	31261501
UNSPSC 11	31261501

D-SUB panel mounting frames - VS-09-A - 1688366

Classifications

UNSPSC

UNSPSC 12.01	31261501
UNSPSC 13.2	31261501
UNSPSC 18.0	31261501
UNSPSC 19.0	31261501
UNSPSC 20.0	31261501
UNSPSC 21.0	31261501

Approvals

Approvals

Approvals

EAC

Ex Approvals

Approval details

EAC		B.01687
-----	---	---------

Accessories

Accessories

Protective cover

D-SUB protective cover - VS-09-SD - 1887086

D-SUB protective cover, material: PA, size of housing: 1, color: gray



Shroud

D-SUB EMC shroud - VS-09-A-EMV-S - 1688463

D-SUB EMC shroud, for panel mounting frame VS-09-..., shell size 1, shielded



D-SUB panel mounting frames - VS-09-A - 1688366

Accessories

Phoenix Contact 2020 © - all rights reserved
<http://www.phoenixcontact.com>

PHOENIX CONTACT GmbH & Co. KG
Flachsmarktstr. 8
32825 Blomberg
Germany
Tel. +49 5235 300
Fax +49 5235 3 41200
<http://www.phoenixcontact.com>

Mouser Electronics

Authorized Distributor

Click to View Pricing, Inventory, Delivery & Lifecycle Information:

Phoenix Contact:

1688366