

## Device connector, front mounting - ST-5EP1N8AW500S - 1619213

Please be informed that the data shown in this PDF Document is generated from our Online Catalog. Please find the complete data in the user's documentation. Our General Terms of Use for Downloads are valid  
(<http://phoenixcontact.com/download>)



Device connector, front mounting, straight, for standard and SPEEDCON interlock, M17, number of positions: 5+PE, type of contact: Pin, Axial O-ring, 4x Ø 3.2, shielded: yes, flange dimensions: 25.75 mm x 25.75 mm, number of positions: 6, connection method: Crimp connection


The figure shows the 4-pos. socket version

### Your advantages

- ✓ Consistent EMC protection for reliable connection solutions in the industrial environment
- ✓ Crimping connection: vibration- and temperature-resistant assembly
- ✓ Flexible mounting, thanks to snap-in contact inserts



### Key Commercial Data

Packing unit	1 pc
GTIN	 4 046356 827447
GTIN	4046356827447

### Technical data

#### General

Note	Order information: Order crimp contacts Ø 1 mm separately
Type of locking	for standard and SPEEDCON interlock
Direction of rotation of contact chamber numbering	Standard
Coding	N
Contact connection method	Crimp connection
Type of contacts	Pin
Number of positions	6
Contact diameter of power contacts	1 mm
Rated current for power contacts	14 A
Contact diameter of signal contacts	1 mm
Pg housing screw connection	none
Mounting type	4x Ø 3.2

# Device connector, front mounting - ST-5EP1N8AW500S - 1619213

## Technical data

### Ambient conditions

Ambient temperature	-40 °C ... 125 °C
Degree of protection	IP67

### Specifications according to DIN EN 61984:2001

Installation height max.	3000 mm
Nominal / operating voltage of power contacts	630 V
Rated surge voltage of power contacts	6 kV
Overvoltage category of power contacts	III
Degree of pollution of power contacts	3

### Standards and Regulations

Safety note	WARNING: The connectors may not be plugged in or disconnected under load. Ignoring the warning or improper use may damage persons and/or property.
	• WARNING: Commission properly functioning products only. The products must be regularly inspected for damage. Decommission defective products immediately. Replace damaged products. Repairs are not possible.
	• WARNING: Only electrically qualified personnel may install and operate the product. They must observe the following safety notes. The qualified personnel must be familiar with the basics of electrical engineering. They must be able to recognize and prevent danger. The relevant symbol on the packaging indicates that only personnel familiar with electrical engineering are allowed to install and operate the product.
	• The products are suitable for applications in plant, controller, and electrical device engineering.
	• When operating the connectors in outdoor applications, they must be separately protected against environmental influences.
	• Assembled products may not be manipulated or improperly opened.
	• Only use mating connectors that are specified in the technical data of the standards listed (e.g. the ones listed in the product accessories online at <a href="https://www.phoenixcontact.com/products">phoenixcontact.com/products</a> ).
	• When using the product in direct connection with third-party manufacturers, the user is responsible.
	• For operating voltages > 50 V AC, conductive connector housings must be grounded
	• Ensure that the protective or functional ground has been properly connected.
	• VDE 0100/1.97 § 411.1.3.2 and DIN EN 60 204/11.98 § 14.1.3 are applicable when combining several circuits in a cable and/or connector
	• Only use tools recommended by Phoenix Contact
	• The installation notes/Design In documents online on the download page at <a href="https://www.phoenixcontact.com/products">phoenixcontact.com/products</a> must be observed for this product.
	• Operate the connector only when it is fully plugged in and interlocked.
	• Ensure that when laying the cable, the tensile load on the connectors does not exceed the upper limit specified in the standards.
	• Observe the minimum bending radius of the cable. Lay the cable without twisting it.

## Device connector, front mounting - ST-5EP1N8AW500S - 1619213

### Technical data

#### Standards and Regulations

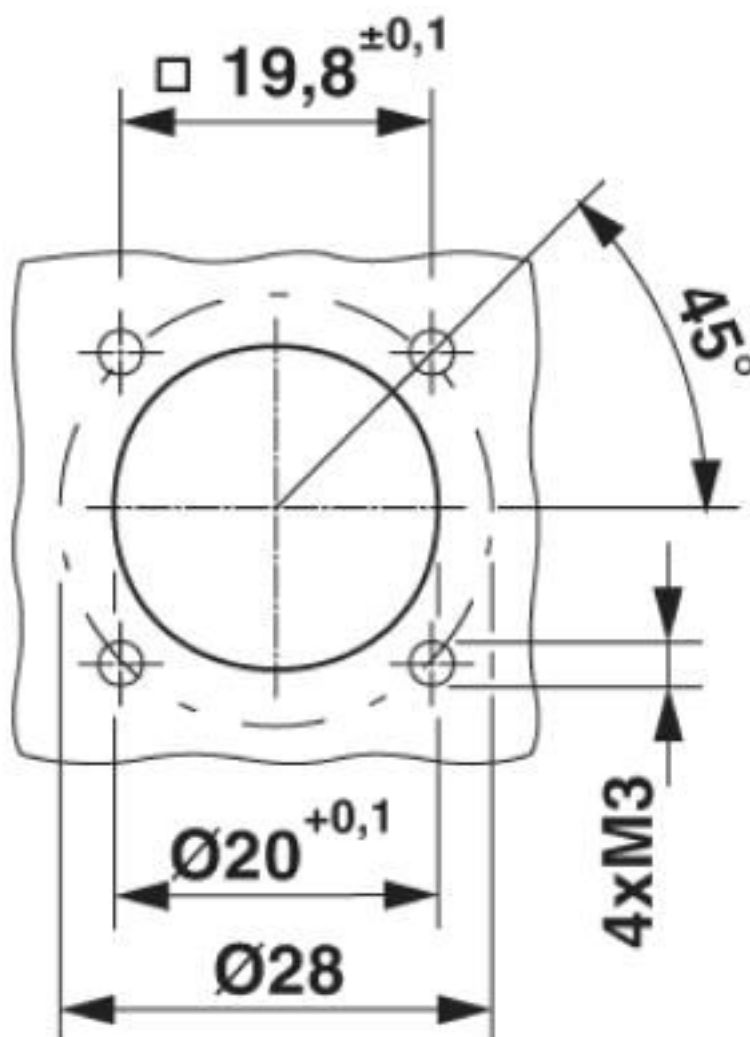
	<ul style="list-style-type: none"> <li>The connector warms up in normal operation. Depending on the ambient conditions, the surface of the connector can continue to warm up. In this case, the user is responsible for posting warnings (e.g. DIN EN ISO 13732-1:2008-12).</li> </ul>
--	--

#### Environmental Product Compliance

China RoHS	Environmentally friendly use period: unlimited = EFUP-e
	No hazardous substances above threshold values

### Drawings

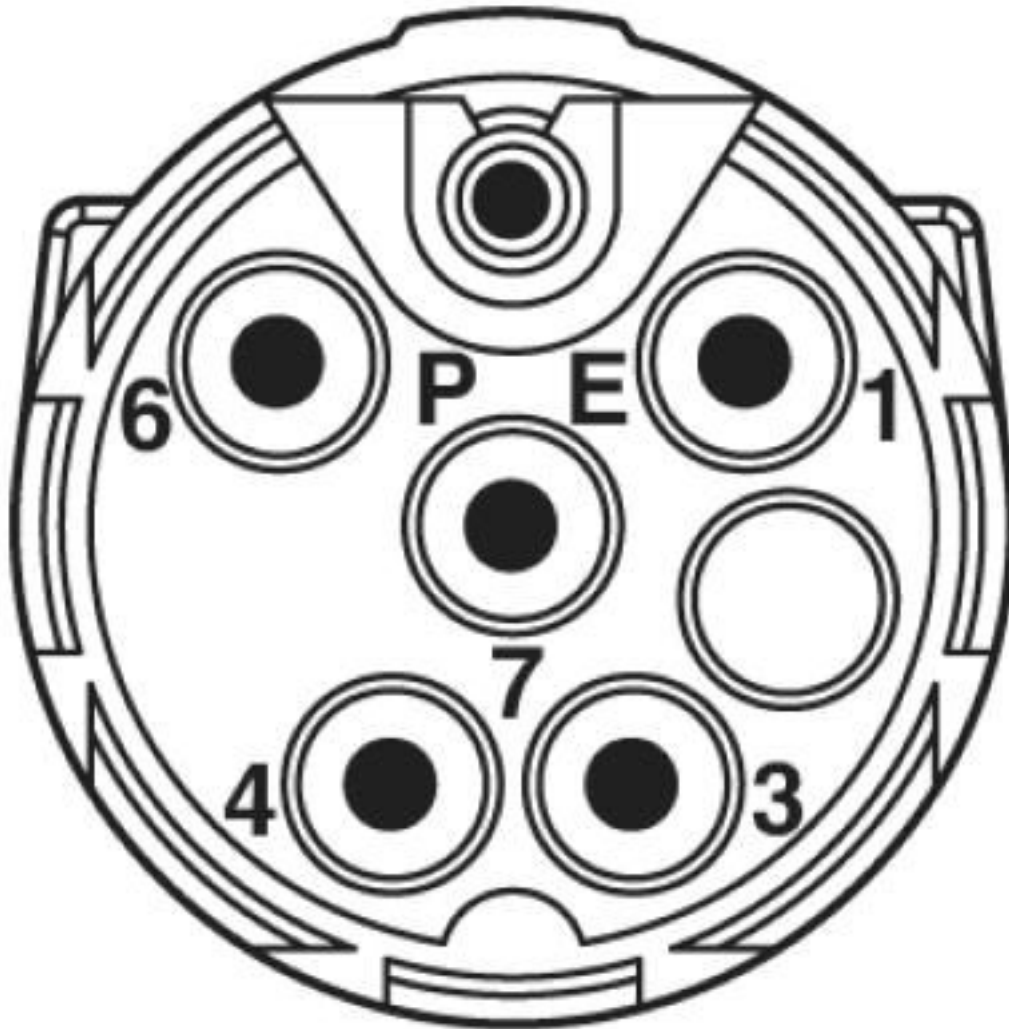
Schematic diagram



#### Installation dimensions

## Device connector, front mounting - ST-5EP1N8AW500S - 1619213

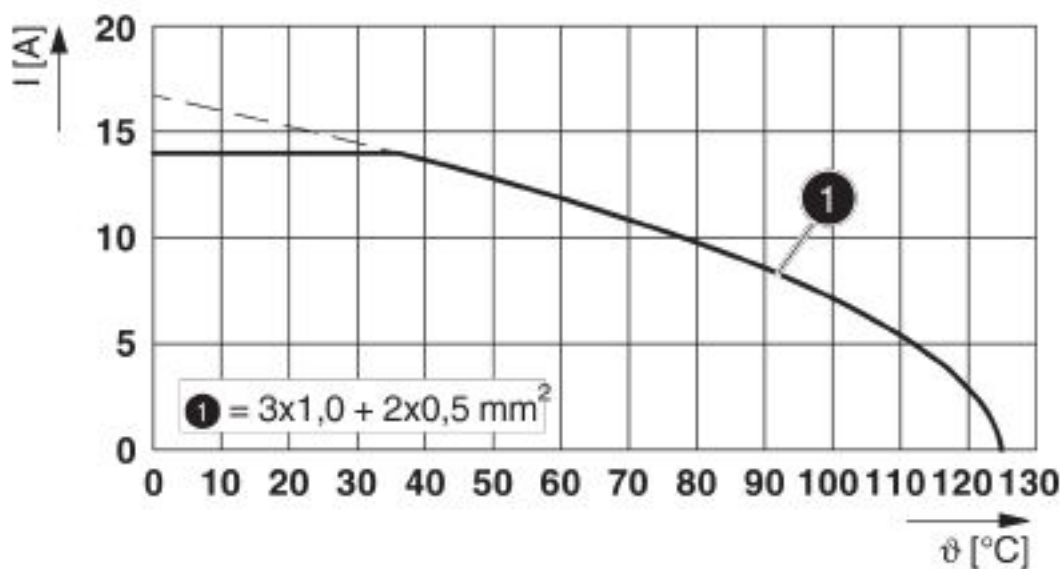
Schematic diagram



Connector pin assignment

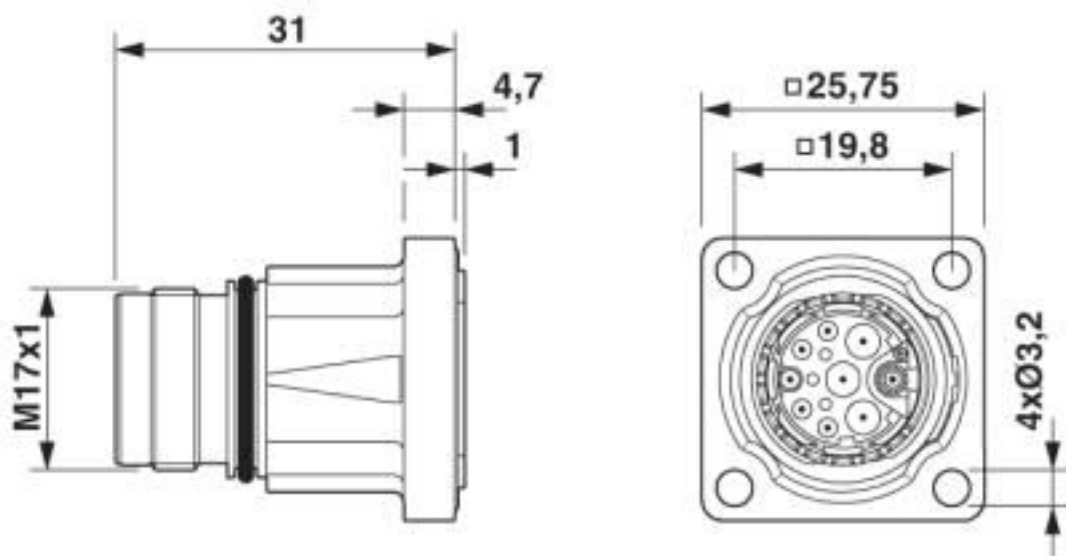
## Device connector, front mounting - ST-5EP1N8AW500S - 1619213

Diagram



$I$  = current strength,  $\theta$  = ambient temperature, 3x 14 A + 2x 2 A constant

Dimensional drawing



## Classifications

eCl@ss

eCl@ss 10.0.1	27440102
eCl@ss 4.0	27140800
eCl@ss 4.1	27140800
eCl@ss 5.0	27143400

## Device connector, front mounting - ST-5EP1N8AW500S - 1619213

### Classifications

#### eCl@ss

eCl@ss 5.1	27143400
eCl@ss 6.0	27279200
eCl@ss 7.0	27440103
eCl@ss 8.0	27440103
eCl@ss 9.0	27440102

#### ETIM

ETIM 3.0	EC001121
ETIM 4.0	EC002635
ETIM 5.0	EC002061
ETIM 6.0	EC002061

#### UNSPSC

UNSPSC 6.01	43172015
UNSPSC 7.0901	43201404
UNSPSC 11	43172015
UNSPSC 12.01	43201404
UNSPSC 13.2	39121413
UNSPSC 18.0	39121413
UNSPSC 19.0	39121413
UNSPSC 20.0	39121413
UNSPSC 21.0	39121413

### Approvals


#### Approvals

##### Approvals

UL Recognized / cUL Recognized / EAC / cULus Recognized

##### Ex Approvals


#### Approval details


UL Recognized		<a href="http://database.ul.com/cgi-bin/XYV/template/LISEXT/1FRAME/index.htm">http://database.ul.com/cgi-bin/XYV/template/LISEXT/1FRAME/index.htm</a>	FILE E 335019
Nominal voltage UN	600 V		
Nominal current IN	6 A		

## Device connector, front mounting - ST-5EP1N8AW500S - 1619213

### Approvals

mm²/AWG/kcmil	18

cUL Recognized		<a href="http://database.ul.com/cgi-bin/XYV/template/LISEXT/1FRAME/index.htm">http://database.ul.com/cgi-bin/XYV/template/LISEXT/1FRAME/index.htm</a>	FILE E 335019
Nominal voltage UN		600 V	
Nominal current IN		6 A	
mm²/AWG/kcmil		18	

EAC		B.01687
-----	---	---------

cULus Recognized	
------------------	--

### Accessories

#### Accessories

#### Crimp contact

Crimp contact - ST-10KP010 - 1618255



Crimp contact, turned, Single contact, contact diameter: 1 mm, crimp range: 0.06 mm² ... 0.25 mm²

Crimp contact - ST-10KP035 - 1618458



Crimp contact, turned, contact diameter: 1 mm, crimp range: 0.25 mm² ... 1 mm²

#### Mounting material

## Device connector, front mounting - ST-5EP1N8AW500S - 1619213

### Accessories

Color-coding - ST-Z0019 - 1620621



Color-coding, color: green

Color-coding - ST-Z0020 - 1620622



Color-coding, color: orange

Color-coding - ST-Z0021 - 1620623



Color-coding, color: black

Contact removal tool - ST-Z0001 - 1607770



Unlocking tool for contact carriers for snapping in the M17 device connectors

### Protective cover

Protective cap - ST-Z0006 - 1607776



Plastic protection cap for connectors with M17 external thread



## Device connector, front mounting - ST-5EP1N8AW500S - 1619213

### Accessories

Metal protective cap - ST-Z0014 - 1616069



Metal protection cap for connectors with M17 external thread

---

Metal protective cap - ST-Z0013 - 1616068



Metal protection cap with steel wire for connectors with M17 external thread

---

Phoenix Contact 2020 © - all rights reserved  
<http://www.phoenixcontact.com>

PHOENIX CONTACT GmbH & Co. KG  
Flachsmarktstr. 8  
32825 Blomberg  
Germany  
Tel. +49 5235 300  
Fax +49 5235 3 41200  
<http://www.phoenixcontact.com>

# Mouser Electronics

Authorized Distributor

Click to View Pricing, Inventory, Delivery & Lifecycle Information:

Phoenix Contact:

1619213