

Device connector, front mounting - SL-5EPWN8AWA00 - 1615686

Please be informed that the data shown in this PDF Document is generated from our Online Catalog. Please find the complete data in the user's documentation. Our General Terms of Use for Downloads are valid (<http://phoenixcontact.com/download>)



Device connector, front mounting, straight, Screw locking, M58, number of positions: 2+3+PE, type of contact: Pin, Axial O-ring, 4x Ø 5,4, shielded: yes, flange dimensions: 60 mm x 60 mm, number of positions: 6, connection method: Crimp connection


The figure shows the 8-pos.
(4+3+PE) product version

Your advantages

- ✓ Consistent EMC protection for reliable connection solutions in the industrial environment
- ✓ Crimping connection: vibration- and temperature-resistant assembly
- ✓ Reliable transmission of high electrical power



Key Commercial Data

Packing unit	1 pc
GTIN	 4 046356 459747
GTIN	4046356459747

Technical data

General

Note	Order information: Order crimp contacts 2 x Ø 1.6 mm, 4 x Ø 10 mm separately
Type of locking	Screw locking
Coding	N
Contact connection method	Crimp connection
Type of contacts	Pin
Number of positions	6
Contact diameter of power contacts	10 mm
Rated current for power contacts	150 A
Contact diameter of signal contacts	1.6 mm
Nominal current per signal contact	12 A
Pg housing screw connection	none

Device connector, front mounting - SL-5EPWN8AWA00 - 1615686

Technical data

General

Mounting type	4x Ø 5,4
---------------	----------

Ambient conditions

Ambient temperature	-40 °C ... 120 °C
Degree of protection	IP67

Material

Housing material	Aluminum
------------------	----------

Specifications according to DIN EN 61984:2001

Installation height max.	2000 m
Nominal / operating voltage of power contacts	630 V
Rated surge voltage of power contacts	6 kV
Overvoltage category of power contacts	III
Degree of pollution of power contacts	3
Nominal / operating voltage of signal contacts	250 V
Rated surge voltage of signal contacts	4 kV
Overvoltage category of signal contacts	III
Degree of pollution of signal contacts	3

Standards and Regulations

Safety note	WARNING: The connectors may not be plugged in or disconnected under load. Ignoring the warning or improper use may damage persons and/or property.
	• WARNING: Commission properly functioning products only. The products must be regularly inspected for damage. Decommission defective products immediately. Replace damaged products. Repairs are not possible.
	• WARNING: Only electrically qualified personnel may install and operate the product. They must observe the following safety notes. The qualified personnel must be familiar with the basics of electrical engineering. They must be able to recognize and prevent danger. The relevant symbol on the packaging indicates that only personnel familiar with electrical engineering are allowed to install and operate the product.
	• The products are suitable for applications in plant, controller, and electrical device engineering.
	• When operating the connectors in outdoor applications, they must be separately protected against environmental influences.
	• Assembled products may not be manipulated or improperly opened.
	• Only use mating connectors that are specified in the technical data of the standards listed (e.g. the ones listed in the product accessories online at phoenixcontact.com/products).
	• When using the product in direct connection with third-party manufacturers, the user is responsible.
	• For operating voltages > 50 V AC, conductive connector housings must be grounded
	• Ensure that the protective or functional ground has been properly connected.

Device connector, front mounting - SL-5EPWN8AWA00 - 1615686

Technical data

Standards and Regulations

	<ul style="list-style-type: none">• VDE 0100/1.97 § 411.1.3.2 and DIN EN 60 204/11.98 § 14.1.3 are applicable when combining several circuits in a cable and/or connector
	<ul style="list-style-type: none">• Only use tools recommended by Phoenix Contact
	<ul style="list-style-type: none">• The installation notes/Design In documents online on the download page at phoenixcontact.com/products must be observed for this product.
	<ul style="list-style-type: none">• Operate the connector only when it is fully plugged in and interlocked.
	<ul style="list-style-type: none">• Ensure that when laying the cable, the tensile load on the connectors does not exceed the upper limit specified in the standards.
	<ul style="list-style-type: none">• Observe the minimum bending radius of the cable. Lay the cable without twisting it.
	<ul style="list-style-type: none">• The connector warms up in normal operation. Depending on the ambient conditions, the surface of the connector can continue to warm up. In this case, the user is responsible for posting warnings (e.g. DIN EN ISO 13732-1:2008-12).

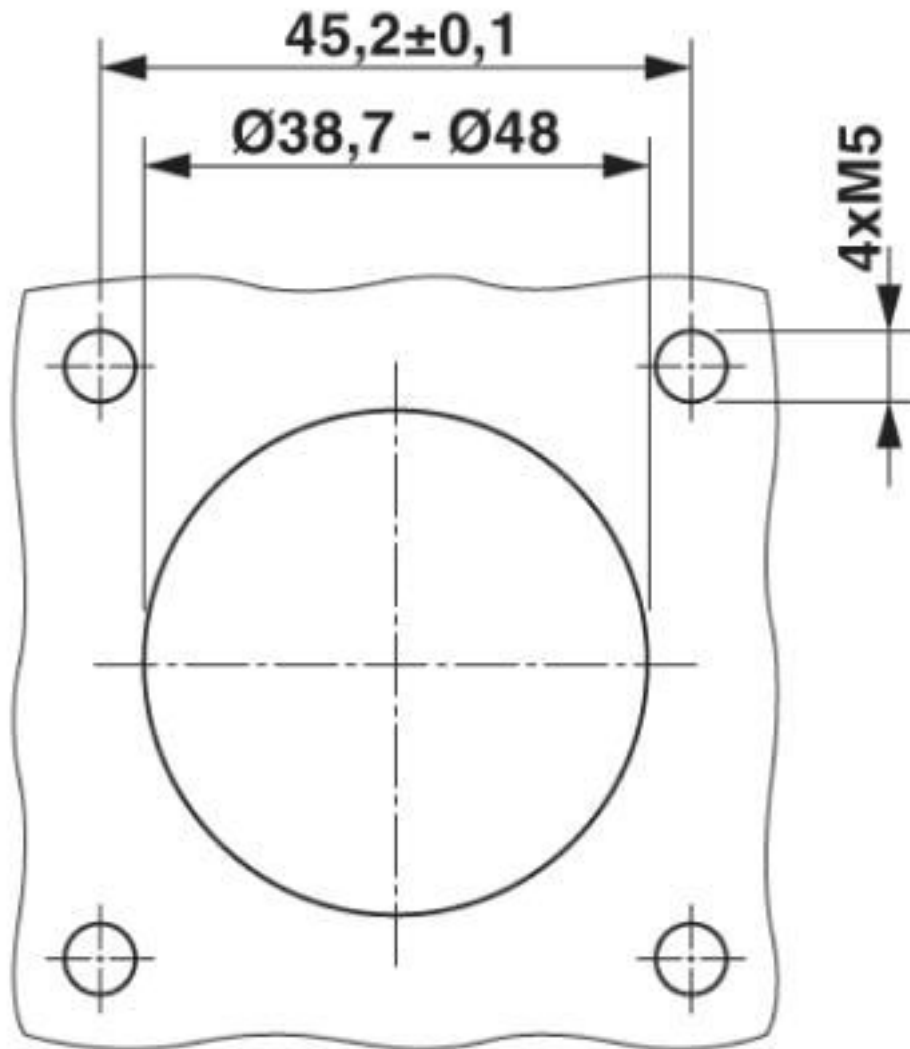
Environmental Product Compliance

REACH SVHC	Lead 7439-92-1
China RoHS	Environmentally Friendly Use Period = 50 years
	For details about hazardous substances go to tab "Downloads", Category "Manufacturer's declaration"

Drawings

Device connector, front mounting - SL-5EPWN8AWA00 - 1615686

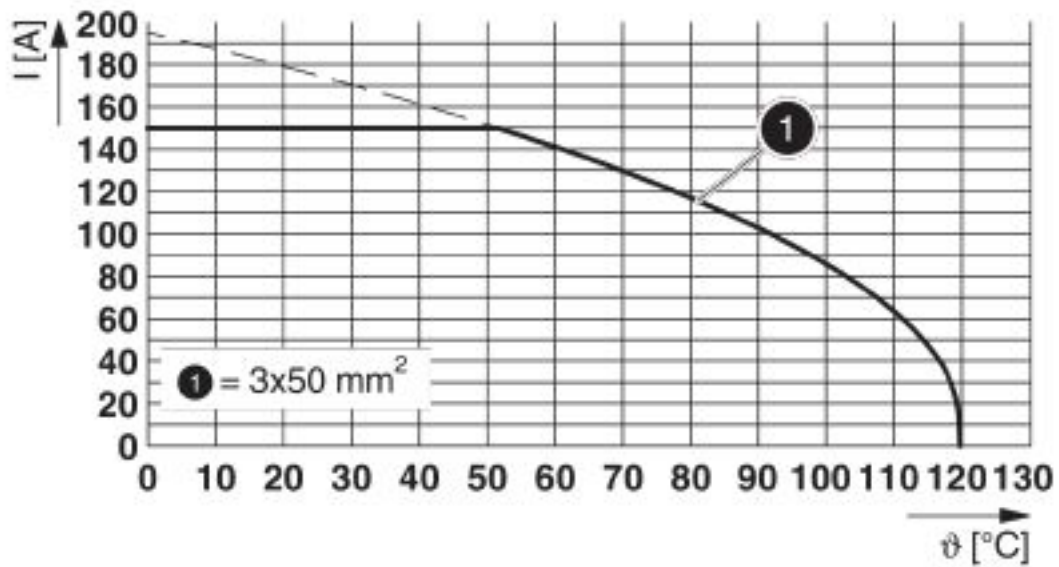
Drilling diagram



Installation dimensions

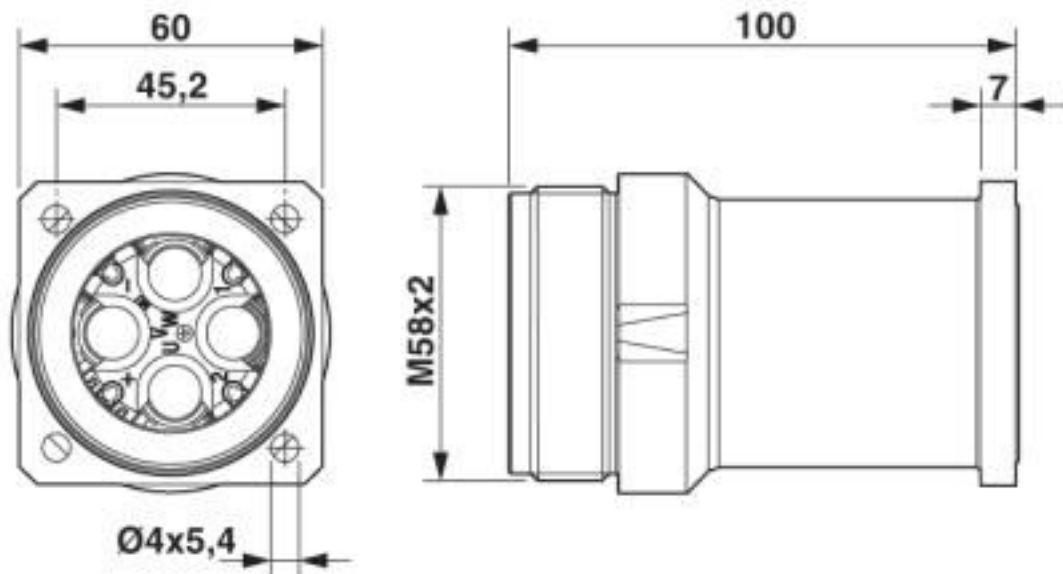
Device connector, front mounting - SL-5EPWN8AWA00 - 1615686

Diagram



I = current strength, T = ambient temperature

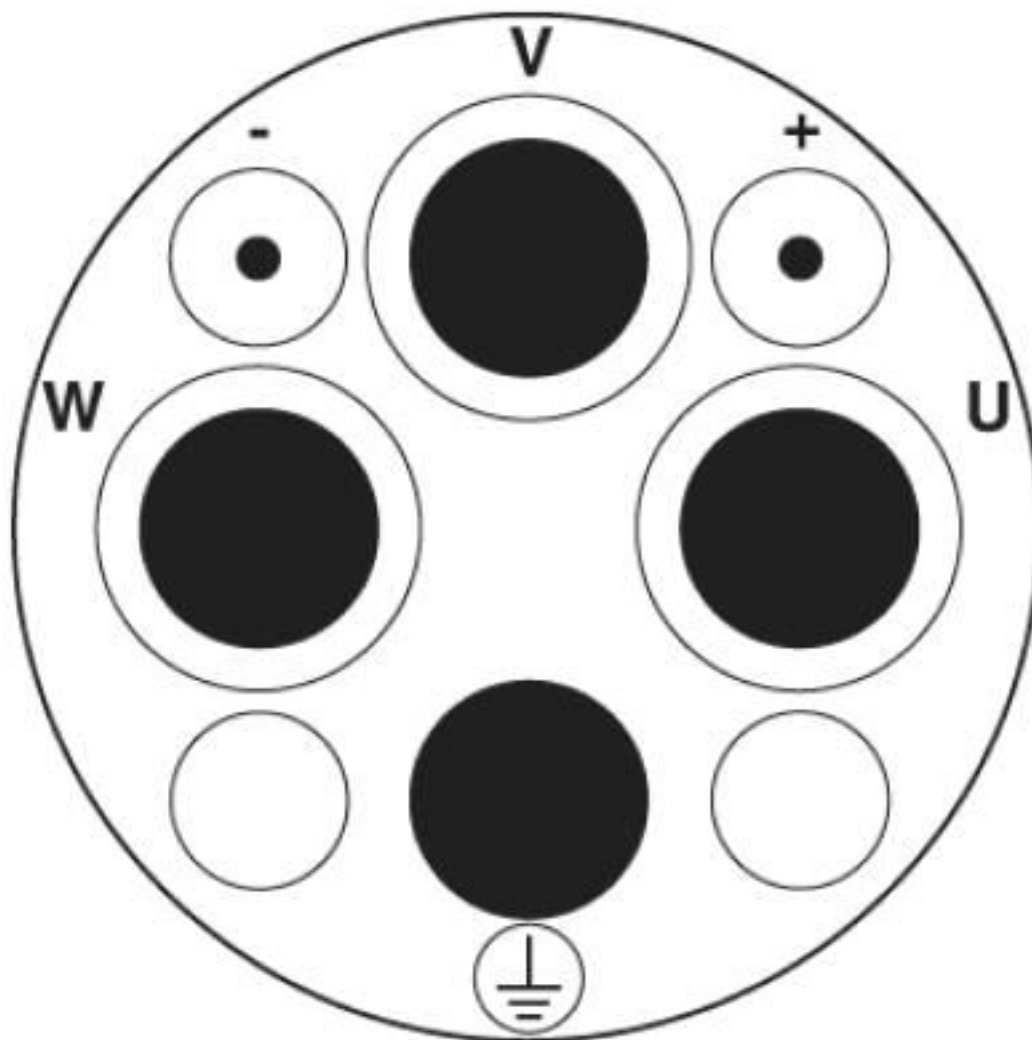
Dimensional drawing



Dimensional drawing

Device connector, front mounting - SL-5EPWN8AWA00 - 1615686

Schematic diagram



Connector pin assignment

Classifications

eCl@ss

eCl@ss 10.0.1	27440102
eCl@ss 4.0	27140800
eCl@ss 4.1	27140800
eCl@ss 5.0	27143400
eCl@ss 5.1	27143400
eCl@ss 6.0	27279200
eCl@ss 7.0	27440103
eCl@ss 8.0	27440103

Device connector, front mounting - SL-5EPWN8AWA00 - 1615686

Classifications

eCl@ss

eCl@ss 9.0	27440102
------------	----------

ETIM

ETIM 3.0	EC001121
ETIM 4.0	EC001121
ETIM 5.0	EC002061
ETIM 6.0	EC002061

UNSPSC

UNSPSC 6.01	43172015
UNSPSC 7.0901	43201404
UNSPSC 11	43172015
UNSPSC 12.01	43201404
UNSPSC 13.2	39121413
UNSPSC 18.0	39121413
UNSPSC 19.0	39121413
UNSPSC 20.0	39121413
UNSPSC 21.0	39121413

Approvals


Approvals

Approvals

EAC

Ex Approvals

Approval details

EAC		B.01687
-----	---	---------

Accessories

Accessories

Crimp contact

Device connector, front mounting - SL-5EPWN8AWA00 - 1615686

Accessories

Crimp contact - SL-1CKP010 - 1607911



Crimp contact, turned, contact diameter: 10 mm, crimp range: 10 mm² ... 10 mm²

Crimp contact - SL-1CKP020 - 1607912



Crimp contact, turned, contact diameter: 10 mm, crimp range: 16 mm² ... 16 mm²

Crimp contact - SL-1CKP030 - 1607913



Crimp contact, turned, contact diameter: 10 mm, crimp range: 25 mm² ... 25 mm²

Crimp contact - SL-1CKP040 - 1607914



Crimp contact, turned, contact diameter: 10 mm, crimp range: 35 mm² ... 35 mm²

Crimp contact - SL-1CKP050 - 1607915



Crimp contact, turned, contact diameter: 10 mm, crimp range: 50 mm² ... 50 mm²

Device connector, front mounting - SL-5EPWN8AWA00 - 1615686

Accessories

Crimp contact - SL-16KP010 - 1607909



Crimp contact, turned, contact diameter: 1.6 mm, crimp range: 0.75 mm² ... 1.5 mm²

Protective cap - SL-Z0005 - 1607926



Plastic protection cap for connectors with M58 external thread

Phoenix Contact 2020 © - all rights reserved
<http://www.phoenixcontact.com>

PHOENIX CONTACT GmbH & Co. KG
Flachsmarktstr. 8
32825 Blomberg
Germany
Tel. +49 5235 300
Fax +49 5235 3 41200
<http://www.phoenixcontact.com>

Mouser Electronics

Authorized Distributor

Click to View Pricing, Inventory, Delivery & Lifecycle Information:

[Phoenix Contact:](#)

[1615686](#)