

## Cable connector - ST-17S1N8A8004S - 1607644

Please be informed that the data shown in this PDF Document is generated from our Online Catalog. Please find the complete data in the user's documentation. Our General Terms of Use for Downloads are valid  
(<http://phoenixcontact.com/download>)




Cable connector, straight, SPEEDCON locking, M17, number of positions: 17, type of contact: Socket, shielded: yes, cable diameter range: 8 mm ... 10 mm, number of positions: 17, connection method: Crimp connection

### Your advantages

- ✓ Consistent EMC protection for reliable connection solutions in the industrial environment
- ✓ Crimping connection: vibration- and temperature-resistant assembly
- ✓ Flexible use: reliably connect various cable diameters
- ✓ Molded designs with pre-assembled cables on one or both sides



### Key Commercial Data

Packing unit	1 pc
GTIN	 4 046356 273541
GTIN	4046356273541

### Technical data

#### General

Note	Order information: Order crimp contacts Ø 0.6 mm separately
Type of locking	SPEEDCON locking
Direction of rotation of contact chamber numbering	Standard
Coding	N
Contact connection method	Crimp connection
Type of contacts	Socket
Number of positions	17
Contact diameter of power contacts	0.6 mm
Rated current for power contacts	3.6 A
Conductor entry	8 mm ... 10 mm
Pg housing screw connection	none

#### Ambient conditions

# Cable connector - ST-17S1N8A8004S - 1607644

## Technical data

### Ambient conditions

Ambient temperature	-40 °C ... 125 °C
Degree of protection	IP67

### Material

Housing material	Turned parts: copper zinc alloy (CuZn), die-cast parts: zinc (GD-Zn)
Insulator material	PA 6.6
Gasket and O-ring material	FPM

### Specifications according to DIN EN 61984:2001

Installation height max.	3000 m
Nominal / operating voltage of power contacts	60 V
Rated surge voltage of power contacts	1.5 kV
Overvoltage category of power contacts	III
Degree of pollution of power contacts	3

### Standards and Regulations

Safety note	WARNING: The connectors may not be plugged in or disconnected under load. Ignoring the warning or improper use may damage persons and/or property.
	• WARNING: Commission properly functioning products only. The products must be regularly inspected for damage. Decommission defective products immediately. Replace damaged products. Repairs are not possible.
	• WARNING: Only electrically qualified personnel may install and operate the product. They must observe the following safety notes. The qualified personnel must be familiar with the basics of electrical engineering. They must be able to recognize and prevent danger. The relevant symbol on the packaging indicates that only personnel familiar with electrical engineering are allowed to install and operate the product.
	• The products are suitable for applications in plant, controller, and electrical device engineering.
	• When operating the connectors in outdoor applications, they must be separately protected against environmental influences.
	• Assembled products may not be manipulated or improperly opened.
	• Only use mating connectors that are specified in the technical data of the standards listed (e.g. the ones listed in the product accessories online at <a href="https://www.phoenixcontact.com/products">phoenixcontact.com/products</a> ).
	• When using the product in direct connection with third-party manufacturers, the user is responsible.
	• For operating voltages > 50 V AC, conductive connector housings must be grounded
	• Ensure that the protective or functional ground has been properly connected.
	• VDE 0100/1.97 § 411.1.3.2 and DIN EN 60 204/11.98 § 14.1.3 are applicable when combining several circuits in a cable and/or connector
	• Only use tools recommended by Phoenix Contact
	• The installation notes/Design In documents online on the download page at <a href="https://www.phoenixcontact.com/products">phoenixcontact.com/products</a> must be observed for this product.
	• Operate the connector only when it is fully plugged in and interlocked.

## Cable connector - ST-17S1N8A8004S - 1607644

### Technical data

#### Standards and Regulations

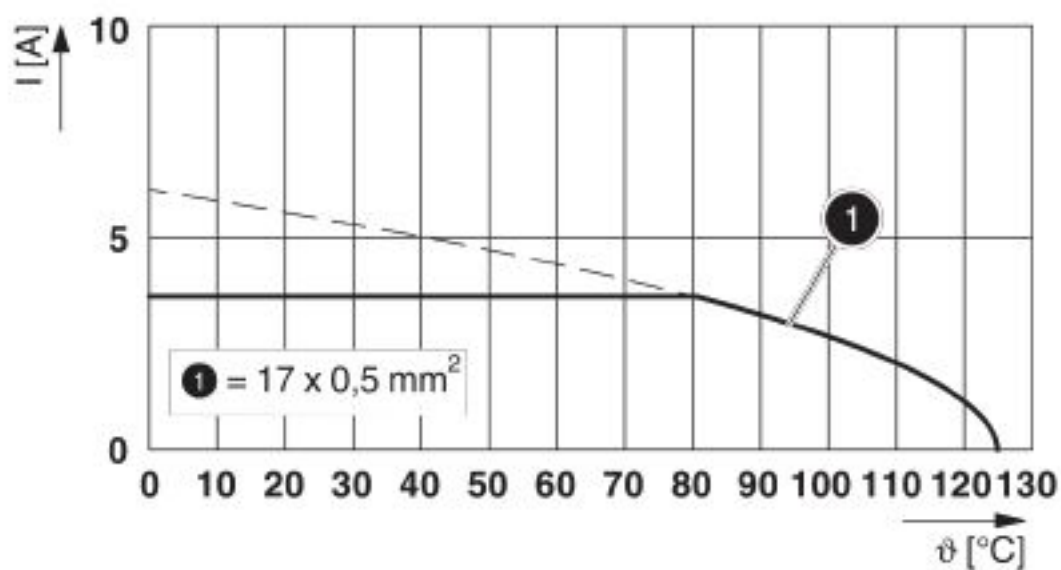
	<ul style="list-style-type: none"> <li>• Ensure that when laying the cable, the tensile load on the connectors does not exceed the upper limit specified in the standards.</li> </ul>
	<ul style="list-style-type: none"> <li>• Observe the minimum bending radius of the cable. Lay the cable without twisting it.</li> </ul>
	<ul style="list-style-type: none"> <li>• The connector warms up in normal operation. Depending on the ambient conditions, the surface of the connector can continue to warm up. In this case, the user is responsible for posting warnings (e.g. DIN EN ISO 13732-1:2008-12).</li> </ul>

#### Environmental Product Compliance

REACH SVHC	Lead 7439-92-1
China RoHS	Environmentally Friendly Use Period = 50 years
	For details about hazardous substances go to tab "Downloads", Category "Manufacturer's declaration"

### Drawings

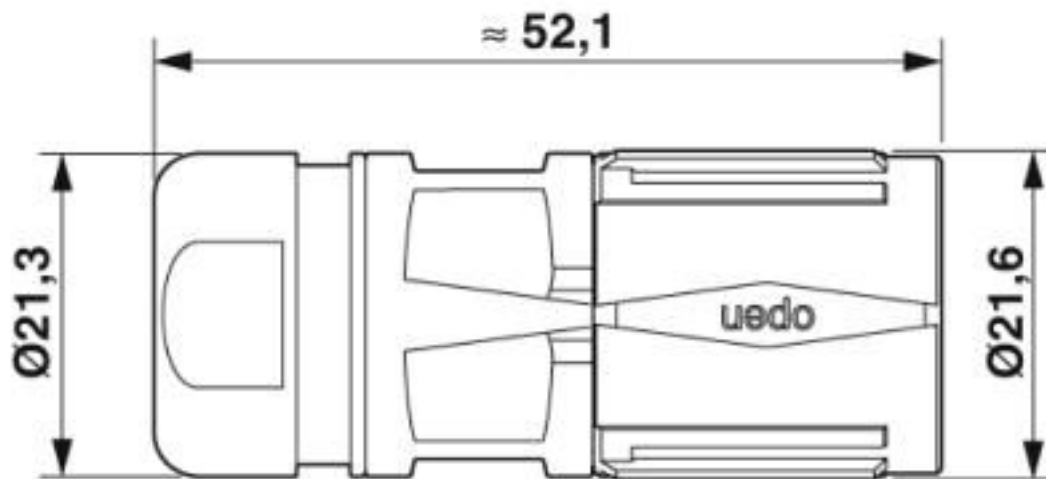
Diagram



$I$  = current strength,  $\theta$  = ambient temperature,  $17 \times 3.6 \text{ A}$

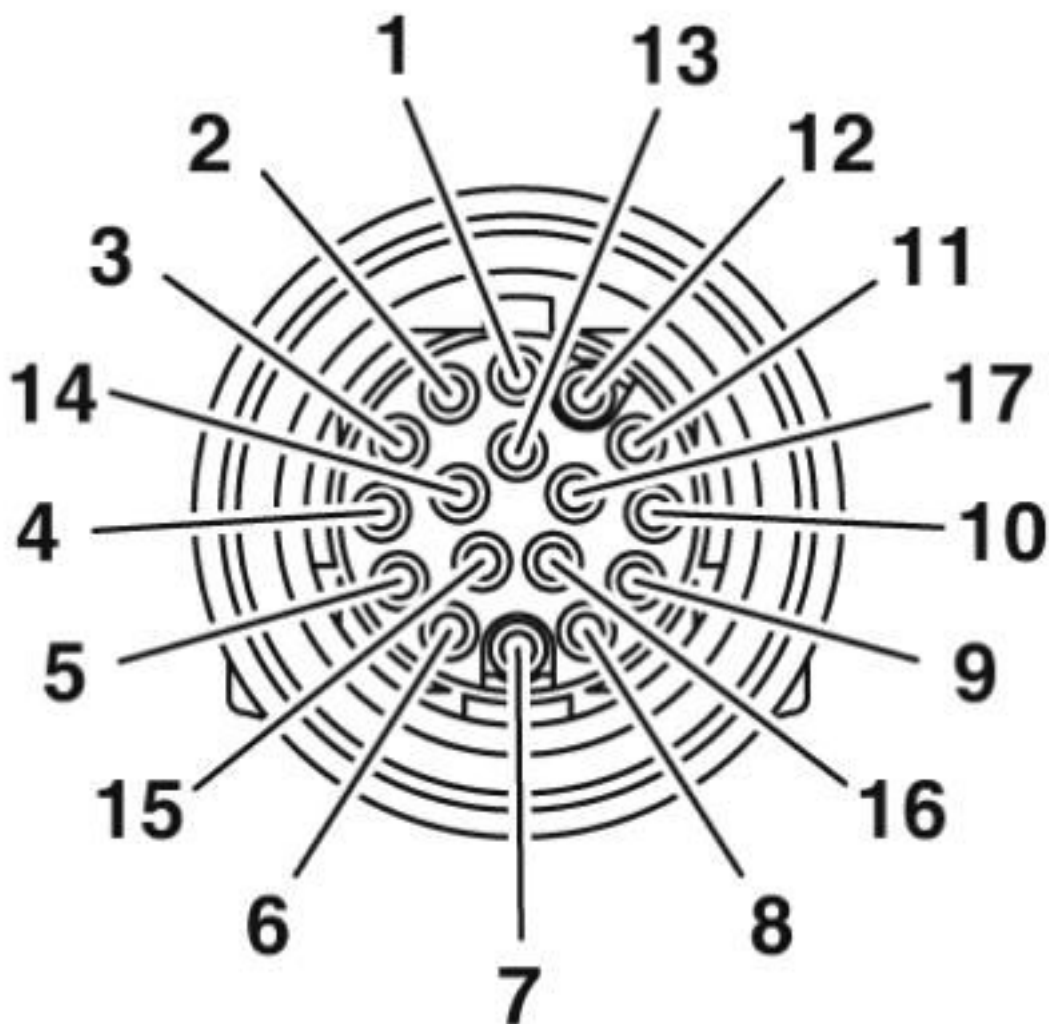
## Cable connector - ST-17S1N8A8004S - 1607644

Dimensional drawing



## Cable connector - ST-17S1N8A8004S - 1607644

Schematic diagram



Connector pin assignment

### Classifications

eCl@ss

eCl@ss 10.0.1	27440102
eCl@ss 4.0	27260700
eCl@ss 4.1	27260700
eCl@ss 5.0	27260700
eCl@ss 5.1	27260700
eCl@ss 6.0	27260700
eCl@ss 7.0	27440102
eCl@ss 8.0	27440102
eCl@ss 9.0	27440102

# Cable connector - ST-17S1N8A8004S - 1607644

## Classifications

### ETIM

ETIM 3.0	EC001121
ETIM 4.0	EC001121
ETIM 5.0	EC002635
ETIM 6.0	EC002061

### UNSPSC

UNSPSC 6.01	43172015
UNSPSC 7.0901	43201404
UNSPSC 11	43172015
UNSPSC 12.01	43201404
UNSPSC 13.2	39121413
UNSPSC 18.0	39121413
UNSPSC 19.0	39121413
UNSPSC 20.0	39121413
UNSPSC 21.0	39121413

## Approvals


### Approvals


#### Approvals

UL Recognized / cUL Recognized / EAC / cULus Recognized

#### Ex Approvals

### Approval details

UL Recognized		<a href="http://database.ul.com/cgi-bin/XYV/template/LISEXT/1FRAME/index.htm">http://database.ul.com/cgi-bin/XYV/template/LISEXT/1FRAME/index.htm</a>	FILE E 335019
Nominal voltage UN	60 V		
Nominal current IN	1 A		
mm²/AWG/kcmil	26		


cUL Recognized		<a href="http://database.ul.com/cgi-bin/XYV/template/LISEXT/1FRAME/index.htm">http://database.ul.com/cgi-bin/XYV/template/LISEXT/1FRAME/index.htm</a>	FILE E 335019
Nominal voltage UN	60 V		

## Cable connector - ST-17S1N8A8004S - 1607644

### Approvals

Nominal current I <sub>N</sub>	1 A
mm <sup>2</sup> /AWG/kcmil	26

EAC		B.01687
-----	---	---------

cULus Recognized	
------------------	---

### Accessories

#### Accessories

##### Crimp contact

Crimp contact - ST-06KS010 - 1607580



Crimp contact, turned, contact diameter: 0.6 mm, crimp range: 0.06 mm<sup>2</sup> ... 0.25 mm<sup>2</sup>

Crimp contact - ST-06KS020 - 1607581



Crimp contact, turned, contact diameter: 0.6 mm, crimp range: 0.14 mm<sup>2</sup> ... 0.34 mm<sup>2</sup>

Crimp contact - ST-06KS030 - 1607582



Crimp contact, turned, contact diameter: 0.6 mm, crimp range: 0.34 mm<sup>2</sup> ... 0.5 mm<sup>2</sup>

### Mounting material

## Cable connector - ST-17S1N8A8004S - 1607644

### Accessories

Color-coding - ST-Z0016 - 1617993



Color-coding, color: green

---

Color-coding - ST-Z0017 - 1618049



Color-coding, color: orange

---

Color-coding - ST-Z0018 - 1618050



Color-coding, color: black

---

Square mounting flange with O-ring - ST-Z0002 - 1607771



Square mounting flange with O-ring, Axial O-ring, 4x Ø2,7

---

Square mounting flange with O-ring - ST-Z0003 - 1607772



Square mounting flange with O-ring, Axial O-ring, 4xM3



## Cable connector - ST-17S1N8A8004S - 1607644

### Accessories

Square mounting flange - ST-Z0004 - 1607773



Square mounting flange, 4x Ø2,7

---

Square mounting flange - ST-Z0005 - 1607775



Square mounting flange, 4xM3

---

### Protective cover

Protective cap - ST-Z0007 - 1607777



Plastic protection cap for connectors with M17 knurled nut and M17 SPEEDCON knurled nut

---

Metal protective cap - ST-Z0077 - 1627217



Metal protection cap with steel wire and loop for M17 connectors with knurled nut for fastening to the cable

# Mouser Electronics

Authorized Distributor

Click to View Pricing, Inventory, Delivery & Lifecycle Information:

Phoenix Contact:

1607644