

Heatsink - ICE50-R100X67-A1 - 1118306

Please be informed that the data shown in this PDF Document is generated from our Online Catalog. Please find the complete data in the user's documentation. Our General Terms of Use for Downloads are valid (<http://phoenixcontact.com/download>)




Heatsink, Aluminum, anodized, width: 67.4 mm

Your advantages

- ✓ Heatsinks enable the finished devices to be used in thermally demanding applications
- ✓ Extensive thermal simulations help achieve the optimum arrangement of components on the printed circuit board
- ✓ Customized heatsinks for reliable heat dissipation
- ✓ Simplified engineering process: all the services needed for your specific device design

RoHS

Key Commercial Data

Packing unit	10 pc
Minimum order quantity	10 pc
GTIN	 4 063151 046705
GTIN	4063151046705

Technical data

Item properties

Brief article description	Heatsink
Type	ICE50-R100X67-A1
Order No.	1118306
Housing type	Heatsink
Housing series	ICS
Max. IP code to attain	IP20
Mounting type	Slot

Dimensions

Width [w]	67.4 mm
Height [h]	50.1 mm
Length [l]	105 mm

Heatsink - ICE50-R100X67-A1 - 1118306

Technical data

Dimensions

Base panel thickness [b]	6 mm
----------------------------	------

Material specifications

Color	aluminum color
Material	Aluminum
Surface characteristics	anodized
Thermal resistance R_{th}	1.58 K/W (At ΔT 65 K for ambient temperature)
	2.91 K/W (At ΔT 5 K for ambient temperature)

Ambient conditions

Ambient temperature (storage/transport)	-40 °C ... 55 °C
Ambient temperature (assembly)	-5 °C ... 100 °C

General information

Note	Refer to the data sheet for the range in the download area.
	Individual milling possible.
	The R_{th} diagram shows the application, free-hanging (vertical) in the direction of flow.

Packaging information

Pieces per package	10
Denomination packing units	Pcs.

Vibration test

Specification	IEC 60068-2-6:2007-12
Frequency	10 - 150 - 10 Hz
Sweep speed	1 octave/min
Amplitude	0.15 mm (10 - 58.1 Hz)
Acceleration	2g (58.1 - 150 Hz)
Test duration per axis	2.5 h
Test directions	X-, Y- and Z-axis

Shock

Specification	IEC 60068-2-27:2008-02
Pulse shape	Semi-sinusoidal
Acceleration	15g
Shock duration	11 ms
Number of shocks per direction	3
Test directions	X-, Y- and Z-axis (pos. and neg.)

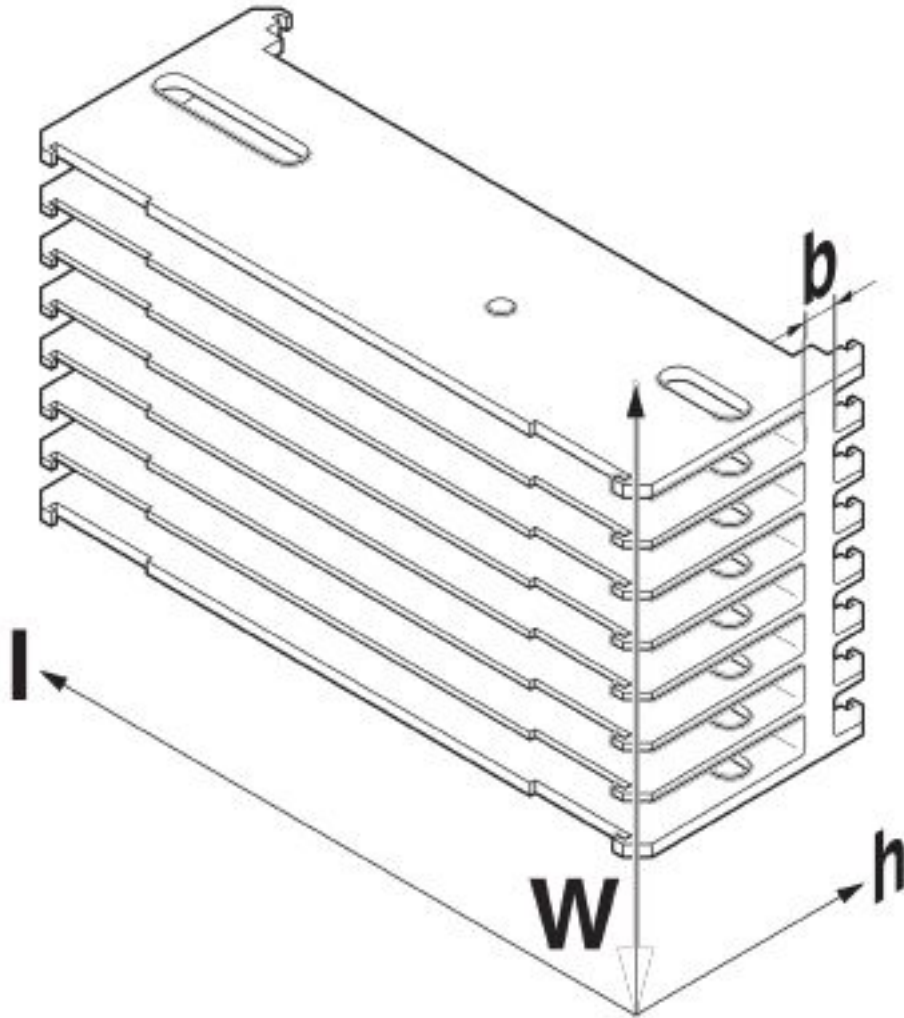
Test for substances that would hinder coating with paint or varnish

Specification	VW PV 3.10.7:2005-02
---------------	----------------------

Drawings

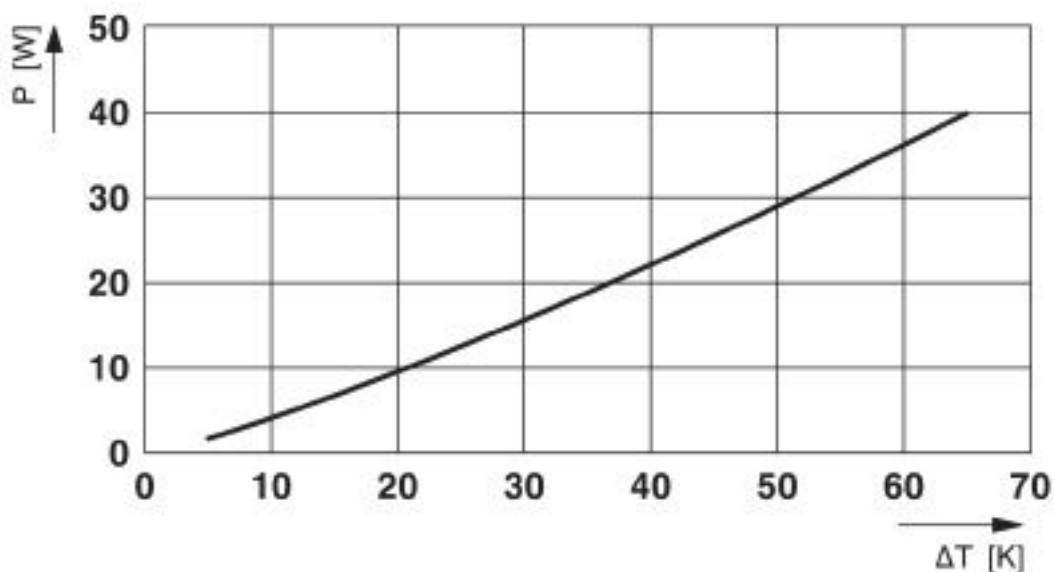
Heatsink - ICE50-R100X67-A1 - 1118306

Dimensional drawing



Heatsink - ICE50-R100X67-A1 - 1118306

Diagram



R_{th} diagram of heatsink ICE 100 mm

Classifications

eCl@ss

eCl@ss 10.0.1	27260501
eCl@ss 9.0	27260501

Phoenix Contact 2020 © - all rights reserved
<http://www.phoenixcontact.com>

PHOENIX CONTACT GmbH & Co. KG
 Flachsmarktstr. 8
 32825 Blomberg
 Germany
 Tel. +49 5235 300
 Fax +49 5235 3 41200
<http://www.phoenixcontact.com>

Mouser Electronics

Authorized Distributor

Click to View Pricing, Inventory, Delivery & Lifecycle Information:

[Phoenix Contact:](#)

[1118306](#)