

Contact insert - PRC 3-HEAD-MS6-2 - 1070200

Please be informed that the data shown in this PDF Document is generated from our Online Catalog. Please find the complete data in the user's documentation. Our General Terms of Use for Downloads are valid (<http://phoenixcontact.com/download>)




Circular connectors (cable-side), Range of articles: PRC, Contact insert, housing material: PPE, color: black, number of positions: 3, min. conductor cross section: 1.5 mm², max. conductor cross section: 6 mm², nom. voltage: 690 V AC, rated current: 35 A, Connection method: Screw connection, Type of contact: Pin. Contact insert without connector housing. Please order the appropriate connector housings according to the accessories list.

Your advantages

- ✓ Universal accommodation of existing connector heads with screw connection technology
- ✓ Modular system for optimized storage
- ✓ Locking mechanism can be unlocked manually or using a tool
- ✓ Ideal for indoor and outdoor use, thanks to the use of weatherproof materials
- ✓ Versatile interfaces with straight and angled connector housings
- ✓ Universal accommodation of existing connector heads with screw connection technology
- ✓ Modular system for optimized storage
- ✓ Locking mechanism can be unlocked manually or using a tool
- ✓ Ideal for indoor and outdoor use due to weatherproof materials



Key Commercial Data

Packing unit	1 pc
GTIN	 4 055626 747880
GTIN	4055626747880

Technical data

General data

Number of positions	3
Color	black
Locking type	Snap-in locking
Insertion/withdrawal cycles	2000
Width	35.9 mm
Height	34.5 mm
Length	48.4 mm

Contact insert - PRC 3-HEAD-MS6-2 - 1070200

Technical data

Connection data

Rated current	35 A (With 6 mm ² conductor cross section in accordance with IEC 61984)
	32 A (With 6 mm ² conductor cross section in accordance with IEC 61535)
	21.4 A (With 6 mm ² conductor cross section and 85 °C in accordance with 2 PfG 1915)
	35 A (With 6 mm ² /AWG 10, in accordance with UL 2238)
Nominal voltage ATD	690 V AC (in accordance with IEC 61984)
	600 V AC (In accordance with UL 2238)
Rated voltage (III/2)	690 V
Stripping length	12 mm
Torque	max. 1 Nm (Contact screw)
Type of contact	Pin
Conductor cross section flexible, with ferrule without plastic sleeve min.	1.5 mm ²
Conductor cross section flexible, with ferrule without plastic sleeve max.	6 mm ²
Conductor cross section flexible, with ferrule with plastic sleeve min.	1.5 mm ²
Conductor cross section flexible, with ferrule with plastic sleeve max.	6 mm ²
Conductor cross section solid min.	1.5 mm ²
Conductor cross section solid max.	6 mm ²
Conductor cross section flexible min.	4 mm ²
Conductor cross section flexible max.	6 mm ²
Connection method	Screw connection
Degree of protection	IP66 / IP68 (2m / 24h) / IP69K
Stripping length of the individual wire	12 mm (Lay PE conductor 8 mm leading)

Material data

Contact material	Cu alloy
Contact surface material	silver-plated
Contact carrier material	PPE
Housing material	PPE
O-ring material	EPDM
Color of the housing part	black
Knurl material	PPE

Ambient conditions

Ambient temperature (operation)	-40 °C ... 105 °C (dependent on the derating curve)
Ambient temperature (storage/transport)	-40 °C ... 70 °C

Standards and Regulations

Halogen-free	yes
Flammability rating according to UL 94	V0
Safety note	• WARNING: Commission properly functioning products only. The products must be regularly inspected for damage. Decommission

Contact insert - PRC 3-HEAD-MS6-2 - 1070200

Technical data

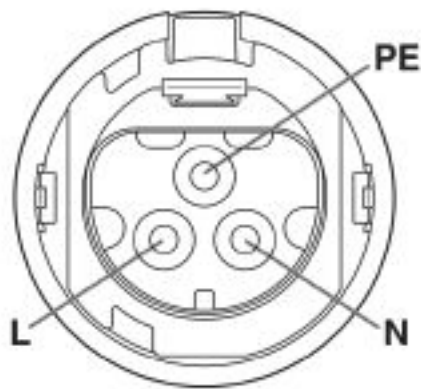
Standards and Regulations

	defective products immediately. Replace damaged products. Repairs are not possible.
	<ul style="list-style-type: none"> • WARNING: Only electrically qualified personnel may install and operate the product. They must observe the following safety notes. The qualified personnel must be familiar with the basics of electrical engineering. They must be able to recognize and prevent danger. The relevant symbol on the packaging indicates that only personnel familiar with electrical engineering are allowed to install and operate the product.
	WARNING: The connectors may not be plugged in or disconnected under load. Ignoring the warning or improper use may damage persons and/or property.
	<ul style="list-style-type: none"> • Assembled products may not be manipulated or improperly opened.
	<ul style="list-style-type: none"> • Only use mating connectors that are specified in the technical data of the standards listed (e.g. the ones listed in the product accessories online at phoenixcontact.com/products).
	<ul style="list-style-type: none"> • When using the product in direct connection with third-party manufacturers, the user is responsible.
	<ul style="list-style-type: none"> • For operating voltages > 50 V AC, conductive connector housings must be grounded
	<ul style="list-style-type: none"> • Ensure that the protective or functional ground has been properly connected.
	<ul style="list-style-type: none"> • VDE 0100/1.97 § 411.1.3.2 and DIN EN 60 204/11.98 § 14.1.3 are applicable when combining several circuits in a cable and/or connector
	<ul style="list-style-type: none"> • Observe the corresponding technical data. You will find information: <ul style="list-style-type: none"> o On the product o On the packing label o In the supplied documentation o Online at phoenixcontact.com/products under the product
	<ul style="list-style-type: none"> • Only use tools recommended by Phoenix Contact
	<ul style="list-style-type: none"> • The installation notes/Design In documents online on the download page at phoenixcontact.com/products must be observed for this product.
	<ul style="list-style-type: none"> • Use a protective cap to protect connectors that are not in use. The suitable accessories are available online in the accessory section of the product at phoenixcontact.com/products
	<ul style="list-style-type: none"> • Operate the connector only when it is fully plugged in.
	<ul style="list-style-type: none"> • Operate the connector only when it is fully plugged in and interlocked.
	<ul style="list-style-type: none"> • Ensure that when laying the cable, the tensile load on the connectors does not exceed the upper limit specified in the standards.
	<ul style="list-style-type: none"> • Observe the minimum bending radius of the cable. Lay the cable without twisting it.
	<ul style="list-style-type: none"> • The connector warms up in normal operation. Depending on the ambient conditions, the surface of the connector can continue to warm up. In this case, the user is responsible for posting warnings (e.g. DIN EN ISO 13732-1:2008-12).

Drawings

Contact insert - PRC 3-HEAD-MS6-2 - 1070200

Schematic diagram



Connector pin assignment

Classifications

eCl@ss

eCl@ss 10.0.1	27440109
eCl@ss 9.0	27440103

ETIM

ETIM 6.0	EC002061
----------	----------

Approvals


Approvals

Approvals

EAC / UL Recognized / cUL Recognized / cULus Recognized


Ex Approvals


Approval details

EAC		B.01687
-----	---	---------

Contact insert - PRC 3-HEAD-MS6-2 - 1070200

Approvals

UL Recognized		http://database.ul.com/cgi-bin/XYV/template/LISEXT/1FRAME/index.htm E468743-20200116
Nominal voltage UN	600 V	
Nominal current IN	32 A	
mm²/AWG/kcmil	10	

cUL Recognized		http://database.ul.com/cgi-bin/XYV/template/LISEXT/1FRAME/index.htm E468743-20200116
Nominal voltage UN	600 V	
Nominal current IN	25 A	
mm²/AWG/kcmil	10	

cULus Recognized	
------------------	---

Accessories

Accessories

Circular connector (cable-side)

Connector - PRC FC-45/90-HSG 8-21 - 1065798



Circular connectors (cable-side), Range of articles: PRC, Connector, housing material: PPE, color: black, nom. voltage: 690 V AC, min. cable diameter: 8 mm, max. cable diameter: 21 mm. Connector housing without contact insert. Please order the appropriate contact inserts according to the accessories list

Circular connectors (device side)

Device connector, front mounting - PRC FT25-0-HSG - 1065795



Circular connectors (device-side), Range of articles: PRC, Device connector, front mounting, housing material: PPE, color: black, nom. voltage: 690 V AC. Connector housing without contact insert. Please order the appropriate contact inserts according to the accessories list

Contact insert - PRC 3-HEAD-MS6-2 - 1070200

Accessories

Device connector, front mounting - PRC FT25-45/90-HSG - 1065796



Circular connectors (device-side), Range of articles: PRC, Device connector, front mounting, housing material: PPE, color: black, nom. voltage: 690 V AC. Connector housing without contact insert. Please order the appropriate contact inserts according to the accessories list

Protective cover

Protective cap - PRC COVER M - 1409237



Protective cover, Range of articles: PRC, Protective cap, housing material: PPE, color: black. Suitable for connectors (MS)

Screwdriver tools

Screwdriver - SZF 1-0,6X3,5 - 1204517



Actuation tool, for ST terminal blocks, also suitable for use as a bladed screwdriver, size: 0.6 x 3.5 x 100 mm, 2-component grip, with non-slip grip

Philips screwdriver - SF-PH 1-80 S-VDE - 1212693



Screwdriver, crosshead PH (lasered), insulated, size: PH 1 x 80, 2-component handle, with non-slip grip

Additional products

Coding element - PRC FC-M CODE-BU - 1014455



Circular connectors (cable-side), Range of articles: PRC, Coding element, housing material: PA 6.6-FR, color: blue

Contact insert - PRC 3-HEAD-MS6-2 - 1070200

Accessories

Coding element - PRC FC-M CODE-GY - 1014457



Circular connectors (cable-side), Range of articles: PRC, Coding element, housing material: PA 6.6-FR, color: gray

Coding element - PRC FC-M CODE-GN - 1014456



Circular connectors (cable-side), Range of articles: PRC, Coding element, housing material: PA 6.6-FR, color: green

Coding element - PRC FC-M CODE-BK - 1014496



Circular connectors (cable-side), Range of articles: PRC, Coding element, housing material: PA 6.6-FR, color: black

Phoenix Contact 2020 © - all rights reserved
<http://www.phoenixcontact.com>

PHOENIX CONTACT GmbH & Co. KG
Flachsmarktstr. 8
32825 Blomberg
Germany
Tel. +49 5235 300
Fax +49 5235 3 41200
<http://www.phoenixcontact.com>

Mouser Electronics

Authorized Distributor

Click to View Pricing, Inventory, Delivery & Lifecycle Information:

Phoenix Contact:

1070200