

SMD female connector, shielded - FP 0,8/ 20-FV-SH 7,85 - 1053614

Please be informed that the data shown in this PDF Document is generated from our Online Catalog. Please find the complete data in the user's documentation. Our General Terms of Use for Downloads are valid (<http://phoenixcontact.com/download>)



Shielded SMD female connector, Nominal current at 20 °C: 1.7 A, Test voltage: 500 V AC, number of positions: 20, pitch: 0.8 mm, color: black, contact surface: Gold


The figure shows a 12-pos. version with 12 contacts

Your advantages

- ✓ Gold-plated contacts ensure transfer quality remains stable over the long term
- ✓ Reliable mechanical and electrical connections, thanks to the double-sided ScaleX contact system
- ✓ Robustness: ScaleX technology for high tolerance compensation and protection of contacts
- ✓ Flexible device design: various numbers of positions, designs, and stack heights with high wipe lengths



Key Commercial Data

Packing unit	250 pc
Minimum order quantity	250 pc
GTIN	
GTIN	4055626686608

Technical data

Item properties

Brief article description	SMD female connector, shielded
Plug-in system	FINEPITCH 0,8 mm shielded
Type of contact	Female connector
Electrical characteristic	shielded
Range of articles	FP 0,8/...-FV-SH 7,85
Pitch	0.8 mm
Number of positions	20
Mounting type	SMD soldering
Pin layout	Linear pad geometry
Number of levels	2

SMD female connector, shielded - FP 0,8/ 20-FV-SH 7,85 - 1053614

Technical data

Item properties

Number of potentials	20
----------------------	----

Electrical data

Nominal current at 20 °C	1.7 A (80-pos.)
Test voltage	500 V AC IEC 60512-4-1:2003

Material data - contact

Note	WEEE/RoHS-compliant, free of whiskers according to IEC 60068-2-82/ JEDEC JESD 201
Contact material	Cu alloy
Surface characteristics	Selective coating
Metal surface contact area (top layer)	Gold (Au)
Metal surface contact area (middle layer)	Nickel (Ni),
Metal surface soldering area (top layer)	Tin (Sn)
Metal surface soldering area (middle layer)	Nickel (Ni)

Material data - housing

Insulating material	LCP
Insulating material group	IIIa
CTI according to IEC 60112	150
Flammability rating according to UL 94	V0

Dimensions for the product

Length [l]	7.1 mm
Width [w]	12.78 mm
Height [h]	8.45 mm
Pitch	0.8 mm
Height (without solder pin)	7.85 mm
Coplanarity	≤ 0.1 mm

Dimensions for the application

Contact cover	0.8 mm
Overlap length	1.5 mm
Medium offset	± 0.7 mm in longitudinal and transverse direction
Angular tolerance	± 2 ° in longitudinal direction
	± 4 ° in transverse direction
Stack height	9 mm Tolerance: +1,5 mm (in combination with Range of articles:FP 0,8/...-MV-SH 1,15)
	10.5 mm Tolerance: +1,5 mm (in combination with Range of articles:FP 0,8/...-MV-SH 2,65)

Packaging information

Type of packaging	32 mm wide tape
Pieces per package	250
Denomination packing units	Pcs.

SMD female connector, shielded - FP 0,8/ 20-FV-SH 7,85 - 1053614

Technical data

Packaging information

[W] tape width	32.4 mm
[A] coil diameter	330 mm
[W2] coil overall dimension	40.4 mm
Outer packaging type	Transparent-Bag
ESD level	(D) electrostatically conductive
Specification	DIN EN 61340-5-1 (VDE 0300-5-1): 2008-07

Data transmission

Pin assignment	G, S, S, G, S, S, G
Caption	Type: FP 0,8/...-FV-SH 7,85 with FP 0,8/...-MV-SH 1,15 Differential pair – 10.5 mm high
Caption	Type: FP 0,8/...-FV-SH 7,85 with FP 0,8/...-MV-SH 1,15 Differential pair – 10.5 mm high

General product information

Type of note	Notes on operation
Note	The permissible voltage during operation depends on the application, taking into consideration the air clearances and creepage distances within the scope of insulation requirements in accordance with IEC 60664-1.

Processing notes

Process	Reflow soldering
Specification	Following IPC/JEDEC J-STD-020E:2014-12
Moisture Sensitive Level	MSL 1
Classification temperature T _c	260 °C

Ambient conditions

Ambient temperature (storage/transport)	-40 °C ... 70 °C
Ambient temperature (assembly)	-5 °C ... 100 °C
Ambient temperature (operation)	-55 °C ... 125 °C

Air clearances and creepage distances

Air clearances and creepage distances	min. 0.25 mm
---------------------------------------	--------------

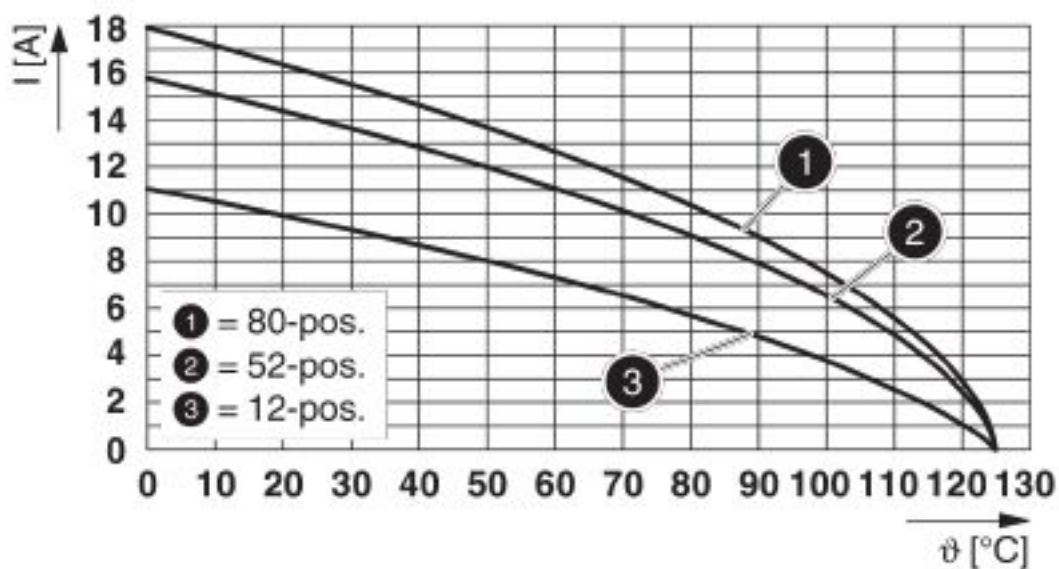
Current carrying capacity / derating curves

Caption	Type: FP 0,8/...-MV-SH 2,65 with FP 0,8/...-FV-SH 7,85 – shield current carrying capacity
Specification	IEC 60512-5-2:2002-02
Reduction factor	0.8
Note	max. 1.7 A at 20 °C (80-pos.)

Drawings

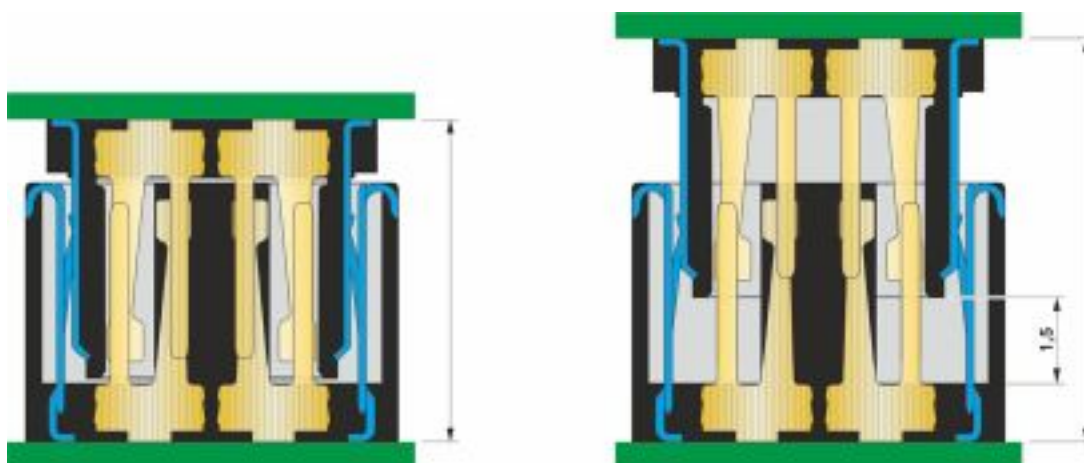
SMD female connector, shielded - FP 0,8/ 20-FV-SH 7,85 - 1053614

Diagram



Type: FP 0,8/...-MV-SH 2,65 with FP 0,8/...-FV-SH 7,85 – shield current carrying capacity

Schematic diagram



Classifications

eCl@ss

eCl@ss 10.0.1	27440402
eCl@ss 8.0	27440402
eCl@ss 9.0	27440402

ETIM

ETIM 5.0	EC002637
ETIM 6.0	EC002637
ETIM 7.0	EC002637

SMD female connector, shielded - FP 0,8/ 20-FV-SH 7,85 - 1053614

Approvals

Approvals

Approvals

EAC / cULus Recognized

Ex Approvals

Approval details

EAC



B.01687

cULus Recognized



<http://database.ul.com/cgi-bin/XYV/template/LISEXT/1FRAME/index.htm> E118976-20190703

Accessories

Additional products

SMD male connector, shielded - FP 0,8/ 20-MV-SH 2,65 - 1053609



shielded SMD male connector, Nominal current at 20 °C: 1.7 A, Test voltage: 500 V AC, number of positions: 20, pitch: 0.8 mm, color: black, contact surface: Gold

SMD male connector, shielded - FP 0,8/ 20-MV-SH 1,15 - 1053586



shielded SMD male connector, Nominal current at 20 °C: 1.7 A, Test voltage: 500 V AC, number of positions: 20, pitch: 0.8 mm, color: black, contact surface: Gold, mounting: SMD soldering

SMD male connector, shielded - FP 0,8/ 20-MH-SH - 1053615



shielded SMD male connector, Nominal current at 20 °C: 1.4 A, Test voltage: 500 V AC, number of positions: 20, pitch: 0.8 mm, color: black, contact surface: Gold

SMD female connector, shielded - FP 0,8/ 20-FV-SH 7,85 - 1053614

Accessories

Phoenix Contact 2020 © - all rights reserved
<http://www.phoenixcontact.com>

PHOENIX CONTACT GmbH & Co. KG
Flachsmarktstr. 8
32825 Blomberg
Germany
Tel. +49 5235 300
Fax +49 5235 3 41200
<http://www.phoenixcontact.com>

Mouser Electronics

Authorized Distributor

Click to View Pricing, Inventory, Delivery & Lifecycle Information:

Phoenix Contact:

1053614