

Panel feed-through terminal block - HDFK 95-F-VP GNYE - 0717665

Please be informed that the data shown in this PDF Document is generated from our Online Catalog. Please find the complete data in the user's documentation. Our General Terms of Use for Downloads are valid (<http://phoenixcontact.com/download>)




The figure shows the HDFK 95-F-VP version


Panel feed-through terminal block, connection method: Screw connection with tension sleeve, Cable lug connection, number of positions: 1, load current: 232 A, cross section: 35 mm² - 95 mm², connection direction of the conductor to plug-in direction: 0 °, width: 25 mm, color: green-yellow

Your advantages

- ✓ Well-known connection principle allows worldwide use
- ✓ Low temperature rise, thanks to maximum contact force
- ✓ Tool-free snap-in principle enables easy mounting on the device panel
- ✓ Automatic panel thickness compensation enables universal use
- ✓ Reliable seal even with low-viscosity molding compounds



Key Commercial Data

Packing unit	10 pc
GTIN	
GTIN	4017918976798

Technical data

Item properties

Brief article description	Panel feed-through terminal block
Range of articles	HDFK 95-VP
Pitch	25 mm
Number of positions	1
Connection method	Screw connection with tension sleeve
Number of connections	2
Number of potentials	1

Electrical parameters

Nominal current	232 A
Nom. voltage	630 V (metal panels 2.5 mm ... 5 mm)

Panel feed-through terminal block - HDFK 95-F-VP GNYE - 0717665

Technical data

Electrical parameters

Rated voltage	630 V
Rated surge voltage (III/3)	6 kV

Connection capacity, external

Connection method	Screw connection with tension sleeve
Connection direction of the conductor to plug-in direction	0 °
Conductor cross section solid	35 mm ² ... 95 mm ²
Conductor cross section flexible	35 mm ² ... 95 mm ²
Conductor cross section flexible, with ferrule without plastic sleeve	30 mm ² ... 95 mm ²
Conductor cross section, flexible, with ferrule, with plastic sleeve	30 mm ² ... 95 mm ²
2 conductors with same cross section, solid	25 mm ² ... 35 mm ²
2 conductors with same cross section, flexible	25 mm ² ... 35 mm ²
2 conductors with same cross section, flexible, with ferrule without plastic sleeve	16 mm ² ... 35 mm ²
Internal cylindrical gage	B12
Stripping length	27 mm
Torque	15 Nm ... 20 Nm

Connection capacity, internal

Connection method	Cable lug connection
Connection direction of the conductor to plug-in direction	0 °
Cable lug connection according to standard	M10 15 Nm 20 Nm

Material data - contact

Note	WEEE/RoHS-compliant, free of whiskers according to IEC 60068-2-82/ JEDEC JESD 201
Contact material	Cu alloy
Surface characteristics	tin-plated

Material data - housing

Housing color	green-yellow (6021 / 1018)
Insulating material	PA
Insulating material group	I
CTI according to IEC 60112	600
Flammability rating according to UL 94	V0
Glow wire flammability index GWFI according to EN 60695-2-12	850
Glow wire ignition temperature GWIT according to EN 60695-2-13	775
Temperature for the ball pressure test according to EN 60695-10-2	125 °C

Dimensions for the product

Length [l]	91.5 mm
Width [w]	25 mm
Height [h]	100.7 mm
Pitch	25 mm

Panel feed-through terminal block - HDFK 95-F-VP GNYE - 0717665

Technical data

Dimensions for mounting cutout

Plate thickness	1 mm ... 6 mm
-----------------	---------------

Packaging information

Pieces per package	10
Denomination packing units	Pcs.

General product information

Type of note	Notes on safety
	Note on application
Note	The cable entry funnel is not touch-proof. Never connect or disconnect the terminal when it is energized. Take appropriate steps to ensure touch proofness.
	To maintain the nominal voltage, align the cable lugs straight and centered, and cast the terminals on the inside.

Electrical tests

Rated current	232 A
Conductor cross section	95 mm ²

Air clearances and creepage distances

Clearances and creepage distances	Metal wall 2.5 mm ... 5.0 mm IEC 60947-7-1:1989-10 + AMD 1:1999-06
Application	Metal wall 2.5 mm ... 5.0 mm
Specification	IEC 60947-7-1:1989-10 + AMD 1:1999-06
Minimum clearance - inhomogeneous field (III/3)	5.5 mm
Minimum creepage distance value (III/3)	8 mm

Standards and Regulations

Connection in acc. with standard	CSA
Flammability rating according to UL 94	V0
Safety note	<ul style="list-style-type: none"> • WARNING: Only electrically qualified personnel may install and operate the product. They must observe the following safety notes. The qualified personnel must be familiar with the basics of electrical engineering. They must be able to recognize and prevent danger. The relevant symbol on the packaging indicates that only personnel familiar with electrical engineering are allowed to install and operate the product. • The installation notes/Design In documents online on the download page at phoenixcontact.com/products must be observed for this product. • The cable entry funnel is not safe to touch. Never connect or disconnect the terminal when it is energized. Take appropriate steps to ensure touch protection. • To maintain the nominal voltage, align the cable lugs straight and centered, and cast the terminals on the inside. # There is no electrical contact to the housing. Ensure protective grounding is established for green-yellow color versions.

Environmental Product Compliance

REACH SVHC	Lead 7439-92-1
China RoHS	Environmentally Friendly Use Period = 50 years

Panel feed-through terminal block - HDFK 95-F-VP GNYE - 0717665

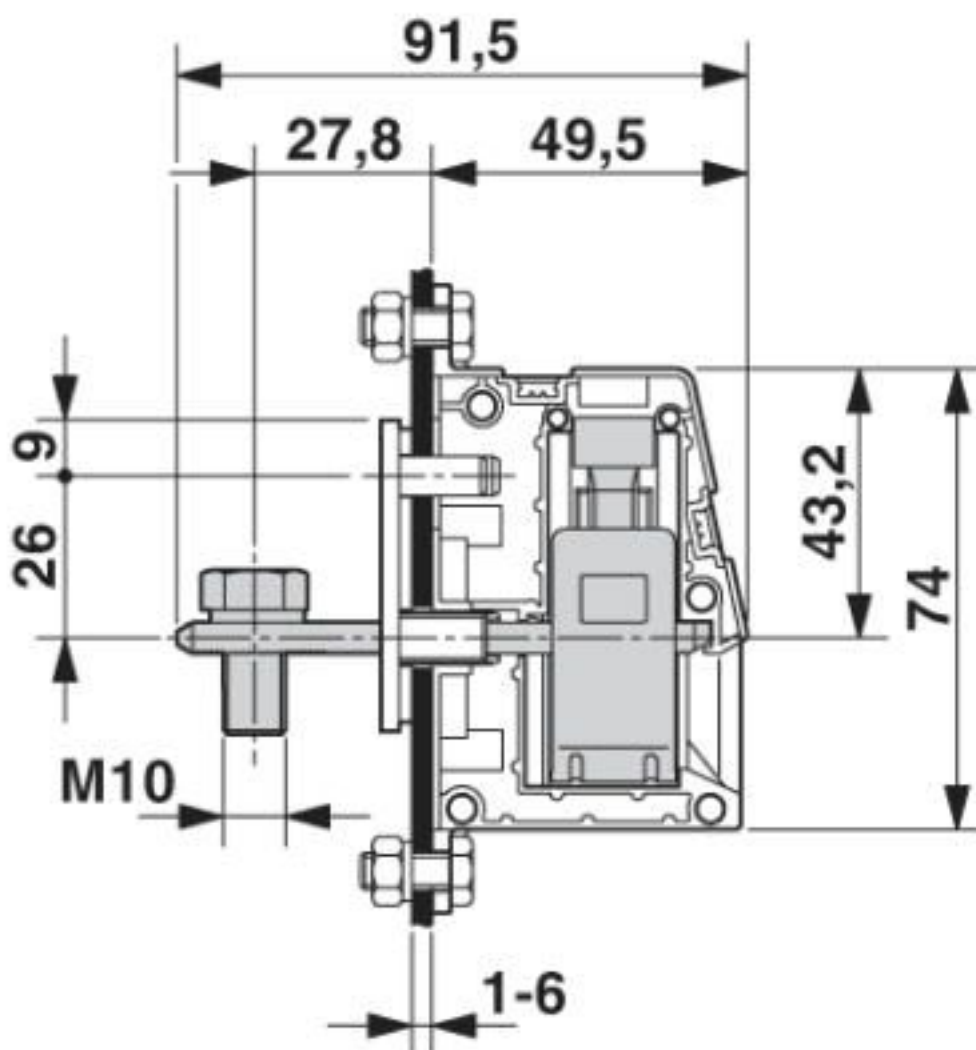
Technical data

Environmental Product Compliance

For details about hazardous substances go to tab "Downloads",
Category "Manufacturer's declaration"

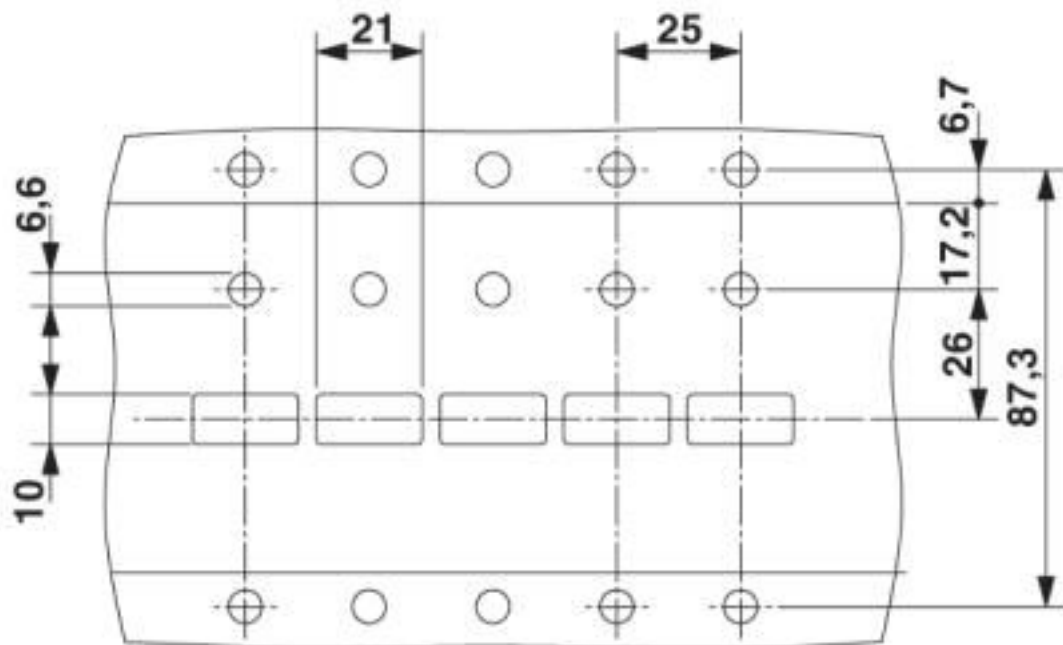
Drawings

Dimensional drawing



Panel feed-through terminal block - HDFK 95-F-VP GNYE - 0717665

Dimensional drawing



Classifications

eCl@ss

eCl@ss 10.0.1	27141134
eCl@ss 4.0	27141100
eCl@ss 4.1	27141100
eCl@ss 5.0	27141100
eCl@ss 5.1	27141100
eCl@ss 6.0	27141100
eCl@ss 7.0	27141134
eCl@ss 8.0	27141134
eCl@ss 9.0	27141134

ETIM

ETIM 2.0	EC001283
ETIM 3.0	EC001283
ETIM 4.0	EC001283
ETIM 5.0	EC001283
ETIM 6.0	EC001283
ETIM 7.0	EC001283

UNSPSC

UNSPSC 6.01	30211811
UNSPSC 7.0901	39121410

Panel feed-through terminal block - HDFK 95-F-VP GNYE - 0717665

Classifications

UNSPSC

UNSPSC 11	39121410
UNSPSC 12.01	39121410
UNSPSC 13.2	39121410
UNSPSC 18.0	39121410
UNSPSC 19.0	39121410
UNSPSC 20.0	39121410
UNSPSC 21.0	39121410

Approvals


Approvals


Approvals

CSA / UL Recognized / EAC

Ex Approvals

Approval details

CSA		http://www.csagroup.org/services-industries/product-listing/	13631
	B	C	
Nominal voltage UN	600 V	600 V	
Nominal current IN	230 A	230 A	
mm²/AWG/kcmil	2	2	

UL Recognized		http://database.ul.com/cgi-bin/XYV/template/LISEXT/1FRAME/index.htm	E60425-19890329
	B	C	
Nominal voltage UN	600 V	600 V	
Nominal current IN	230 A	230 A	
mm²/AWG/kcmil	4	4	

EAC		B.01687
-----	---	---------

Panel feed-through terminal block - HDFK 95-F-VP GNYE - 0717665

Accessories

Accessories

Labeled terminal marker

Marker for terminal blocks - ZB10,LGS:1-9 - 1053124



Marker for terminal blocks, Strip, white, labeled, printed horizontally: consecutive numbers 1 ... 9, mounting type: snap into tall marker groove, for terminal block width: 10.2 mm, lettering field size: 10.15 x 10.5 mm, Number of individual labels: 9

Zack marker strip - ZB10,LGS:FORTL.ZAHLEN - 1053014



Zack marker strip, Strip, white, labeled, can be labeled with: CMS-P1-PLOTTER, printed horizontally: consecutive numbers 1 ... 10, 11 ... 20, etc. up to 91 ... 100, mounting type: snap into tall marker groove, for terminal block width: 10.2 mm, lettering field size: 10.15 x 10.5 mm, Number of individual labels: 10

Marker for terminal blocks - ZB10,LGS:L1-N,PE - 1053412



Marker for terminal blocks, Strip, white, labeled, can be labeled with: CMS-P1-PLOTTER, horizontal: L1, L2, L3, N, PE, L1, L2, L3, N, PE, mounting type: snap into tall marker groove, for terminal block width: 10.2 mm, lettering field size: 10.15 x 10.5 mm, Number of individual labels: 10

Marker for terminal blocks - ZB10,LGS:U-N - 1053438



Marker for terminal blocks, Strip, white, labeled, can be labeled with: CMS-P1-PLOTTER, horizontal: U, V, W, N, GND, U, V, W, N, GND, mounting type: snap into tall marker groove, for terminal block width: 10.2 mm, lettering field size: 10.15 x 10.5 mm, Number of individual labels: 10

Zack marker strip - ZB10,QR:FORTL.ZAHLEN - 1053027



Zack marker strip, Strip, white, labeled, can be labeled with: CMS-P1-PLOTTER, Printed vertically: consecutive numbers 1 ... 10, 11 ... 20, etc. up to 91 ... 100, mounting type: snap into tall marker groove, for terminal block width: 10.2 mm, lettering field size: 10.15 x 10.5 mm, Number of individual labels: 10

Mounting material

Panel feed-through terminal block - HDFK 95-F-VP GNYE - 0717665

Accessories

Insertion profile - UKH 95 EP - 3009231



Insertion profile, color: silver

Terminal marking

Zack marker strip - ZB10/WH-100:UNBEDRUCKT - 5060883



Zack marker strip, Strip, white, unlabeled, can be labeled with: CMS-P1-PLOTTER, PLOTMARK, mounting type: snap into tall marker groove, for terminal block width: 10.2 mm, lettering field size: 10.15 x 10.5 mm, Number of individual labels: 1000

Zack marker strip - ZB10/YE-100:UNBEDRUCKT - 5062564



Zack marker strip, Strip, yellow, unlabeled, can be labeled with: CMS-P1-PLOTTER, PLOTMARK, mounting type: snap into tall marker groove, for terminal block width: 10.2 mm, lettering field size: 10.15 x 10.5 mm, Number of individual labels: 1000

Zack marker strip - ZB 10:UNBEDRUCKT - 1053001



Zack marker strip, Strip, white, unlabeled, can be labeled with: PLOTMARK, CMS-P1-PLOTTER, mounting type: snap into tall marker groove, for terminal block width: 10.2 mm, lettering field size: 10.5 x 10.15 mm, Number of individual labels: 10

Mouser Electronics

Authorized Distributor

Click to View Pricing, Inventory, Delivery & Lifecycle Information:

Phoenix Contact:

0717665