

Feed-through terminal block - UK 35 TEILBESTUECKT - 0711399


Please be informed that the data shown in this PDF Document is generated from our Online Catalog. Please find the complete data in the user's documentation. Our General Terms of Use for Downloads are valid (<http://phoenixcontact.com/download>)



Feed-through terminal block, The terminal block has only one screw, nom. voltage: 1000 V, nominal current: 150 A, connection method: Screw connection, number of connections: 1, cross section: 0.75 mm² - 50 mm², AWG: 18 - 1/0, width: 16 mm, color: gray, mounting type: NS 35/7,5, NS 35/15, NS 32

RoHS

Key Commercial Data

Packing unit	25 pc
Minimum order quantity	25 pc
GTIN	 4 017918 320614
GTIN	4017918320614

Technical data

General

Note	Notes on operation The terminal block has only one screw
Number of levels	1
Number of connections	1
Potentials	1
Color	gray
Insulating material	PA
Flammability rating according to UL 94	V0
Rated surge voltage	8 kV
Degree of pollution	3
Overvoltage category	III
Insulating material group	I
Maximum load current	150 A (with 50 mm ² conductor cross section)
Nominal current I _N	150 A
Nominal voltage U _N	1000 V
Open side panel	No

Dimensions

Feed-through terminal block - UK 35 TEILBESTUECKT - 0711399

Technical data

Dimensions

Width	16 mm
Length	50 mm
Height NS 35/7,5	62 mm
Height NS 35/15	69.5 mm
Height NS 32	67 mm

Connection data

Connection method	Screw connection
Screw thread	M6
Stripping length	16 mm
Tightening torque, min	3.2 Nm
Tightening torque max	3.7 Nm
Connection in acc. with standard	IEC 60947-7-1
Conductor cross section solid min.	0.75 mm ²
Conductor cross section solid max.	50 mm ²
Conductor cross section AWG min.	18
Conductor cross section AWG max.	1/0
Conductor cross section flexible min.	0.75 mm ²
Conductor cross section flexible max.	35 mm ²
Min. AWG conductor cross section, flexible	18
Max. AWG conductor cross section, flexible	2
Conductor cross section flexible, with ferrule without plastic sleeve min.	0.75 mm ²
Conductor cross section flexible, with ferrule without plastic sleeve max.	35 mm ²
Conductor cross section flexible, with ferrule with plastic sleeve min.	0.75 mm ²
Conductor cross section flexible, with ferrule with plastic sleeve max.	35 mm ²
2 conductors with same cross section, solid min.	0.75 mm ²
2 conductors with same cross section, solid max.	16 mm ²
2 conductors with same cross section, stranded min.	0.75 mm ²
2 conductors with same cross section, stranded max.	10 mm ²
Two conductors with the same cross section, flexible, with TWIN ferrules, with plastic sleeve, minimum	0.75 mm ²
Two conductors with the same cross section, flexible, with TWIN ferrules, with plastic sleeve, maximum	6 mm ²
Two conductors with the same cross section stranded, with ferrule and without plastic sleeve, minimum	0.75 mm ²
Two conductors with the same cross section stranded, with ferrule and without plastic sleeve, maximum	10 mm ²
Connection in acc. with standard	IEC/EN 60079-7
Conductor cross section solid min.	0.75 mm ²
Conductor cross section solid max.	50 mm ²
Conductor cross section AWG min.	18
Conductor cross section AWG max.	1

Feed-through terminal block - UK 35 TEILBESTUECKT - 0711399

Technical data

Connection data

Conductor cross section flexible min.	0.75 mm ²
Conductor cross section flexible max.	35 mm ²
Internal cylindrical gage	B9

Standards and Regulations

Connection in acc. with standard	IEC 60947-7-1
	IEC/EN 60079-7
Flammability rating according to UL 94	V0

Environmental Product Compliance

China RoHS	Environmentally friendly use period: unlimited = EFUP-e
	No hazardous substances above threshold values

Drawings

Circuit diagram



Classifications

eCl@ss

eCl@ss 10.0.1	27141120
eCl@ss 4.0	27141100
eCl@ss 4.1	27141100
eCl@ss 5.0	27141100
eCl@ss 5.1	27141100
eCl@ss 6.0	27141100
eCl@ss 7.0	27141120
eCl@ss 8.0	27141120
eCl@ss 9.0	27141120

ETIM

ETIM 2.0	EC000897
ETIM 3.0	EC000897
ETIM 4.0	EC000897
ETIM 5.0	EC000897
ETIM 6.0	EC000897
ETIM 7.0	EC000897

Feed-through terminal block - UK 35 TEILBESTUECKT - 0711399

Classifications

UNSPSC

UNSPSC 6.01	30211811
UNSPSC 7.0901	39121410
UNSPSC 11	39121410
UNSPSC 12.01	39121410
UNSPSC 13.2	39121410
UNSPSC 18.0	39121410
UNSPSC 19.0	39121410
UNSPSC 20.0	39121410
UNSPSC 21.0	39121410

Approvals

Approvals


Approvals

IECEE CB Scheme / EAC / EAC


Ex Approvals

EAC Ex

Approval details

IECEE CB Scheme		http://www.iecee.org/	NL-26111
Nominal voltage UN	1000 V		
mm ² /AWG/kcmil	35		

EAC		RU C- DE.A*30.B.01742
-----	---	--------------------------

EAC		RU C- DE.BL08.B.00534
-----	---	--------------------------

Accessories

Accessories

Cover profile

Feed-through terminal block - UK 35 TEILBESTUECKT - 0711399

Accessories

Cover - EA 11 - 1024263



Single cover, for covering one terminal block, snap fit, cannot be labeled, color: transparent

DIN rail

DIN rail perforated - NS 32 PERF 2000MM - 1201002



DIN rail perforated, G profile, width: 32 mm, height: 15 mm, acc. to EN 60715, material: Steel, galvanized, passivated with a thick layer, length: 2000 mm, color: silver

DIN rail, unperforated - NS 32 UNPERF 2000MM - 1201015



DIN rail, unperforated, G profile, width: 32 mm, height: 15 mm, acc. to EN 60715, material: Steel, galvanized, passivated with a thick layer, length: 2000 mm, color: silver

DIN rail perforated - NS 35/ 7,5 PERF 2000MM - 0801733



DIN rail perforated, Standard profile, width: 35 mm, height: 7.5 mm, acc. to EN 60715, material: Steel, galvanized, passivated with a thick layer, length: 2000 mm, color: silver

DIN rail, unperforated - NS 35/ 7,5 UNPERF 2000MM - 0801681



DIN rail, unperforated, Standard profile, width: 35 mm, height: 7.5 mm, acc. to EN 60715, material: Steel, galvanized, passivated with a thick layer, length: 2000 mm, color: silver

Feed-through terminal block - UK 35 TEILBESTUECKT - 0711399

Accessories

DIN rail perforated - NS 35/ 7,5 WH PERF 2000MM - 1204119



DIN rail perforated, Standard profile, width: 35 mm, height: 7.5 mm, acc. to EN 60715, material: Steel, Galvanized, white passivated, length: 2000 mm, color: silver

DIN rail, unperforated - NS 35/ 7,5 WH UNPERF 2000MM - 1204122



DIN rail, unperforated, Standard profile, width: 35 mm, height: 7.5 mm, acc. to EN 60715, material: Steel, Galvanized, white passivated, length: 2000 mm, color: silver

DIN rail, unperforated - NS 35/ 7,5 AL UNPERF 2000MM - 0801704



DIN rail, unperforated, Standard profile, width: 35 mm, height: 7.5 mm, acc. to EN 60715, material: Aluminum, uncoated, length: 2000 mm, color: silver

DIN rail perforated - NS 35/ 7,5 ZN PERF 2000MM - 1206421



DIN rail perforated, Standard profile, width: 35 mm, height: 7.5 mm, acc. to EN 60715, material: Steel, galvanized, length: 2000 mm, color: silver

DIN rail, unperforated - NS 35/ 7,5 ZN UNPERF 2000MM - 1206434



DIN rail, unperforated, Standard profile, width: 35 mm, height: 7.5 mm, acc. to EN 60715, material: Steel, galvanized, length: 2000 mm, color: silver

Feed-through terminal block - UK 35 TEILBESTUECKT - 0711399

Accessories

DIN rail, unperforated - NS 35/ 7,5 CU UNPERF 2000MM - 0801762



DIN rail, unperforated, Standard profile, width: 35 mm, height: 7.5 mm, acc. to EN 60715, material: Copper, uncoated, length: 2000 mm, color: copper-colored

End cap - NS 35/ 7,5 CAP - 1206560



DIN rail end piece, for DIN rail NS 35/7.5

DIN rail perforated - NS 35/15 PERF 2000MM - 1201730



DIN rail perforated, Standard profile, width: 35 mm, height: 15 mm, similar to EN 60715, material: Steel, galvanized, passivated with a thick layer, length: 2000 mm, color: silver

DIN rail, unperforated - NS 35/15 UNPERF 2000MM - 1201714



DIN rail, unperforated, Standard profile, width: 35 mm, height: 15 mm, similar to EN 60715, material: Steel, galvanized, passivated with a thick layer, length: 2000 mm, color: silver

DIN rail perforated - NS 35/15 WH PERF 2000MM - 0806602



DIN rail perforated, Standard profile, width: 35 mm, height: 15 mm, similar to EN 60715, material: Steel, Galvanized, white passivated, length: 2000 mm, color: silver

Feed-through terminal block - UK 35 TEILBESTUECKT - 0711399

Accessories

DIN rail, unperforated - NS 35/15 WH UNPERF 2000MM - 1204135



DIN rail, unperforated, Standard profile, width: 35 mm, height: 15 mm, similar to EN 60715, material: Steel, Galvanized, white passivated, length: 2000 mm, color: silver

DIN rail, unperforated - NS 35/15 AL UNPERF 2000MM - 1201756



DIN rail, unperforated, Standard profile, width: 35 mm, height: 15 mm, similar to EN 60715, material: Aluminum, uncoated, length: 2000 mm, color: silver

DIN rail perforated - NS 35/15 ZN PERF 2000MM - 1206599



DIN rail perforated, Standard profile, width: 35 mm, height: 15 mm, similar to EN 60715, material: Steel, galvanized, length: 2000 mm, color: silver

DIN rail, unperforated - NS 35/15 ZN UNPERF 2000MM - 1206586



DIN rail, unperforated, Standard profile, width: 35 mm, height: 15 mm, similar to EN 60715, material: Steel, galvanized, length: 2000 mm, color: silver

DIN rail, unperforated - NS 35/15 CU UNPERF 2000MM - 1201895



DIN rail, unperforated, Standard profile, width: 35 mm, height: 15 mm, similar to EN 60715, material: Copper, uncoated, length: 2000 mm, color: copper-colored

Feed-through terminal block - UK 35 TEILBESTUECKT - 0711399

Accessories

End cap - NS 35/15 CAP - 1206573



DIN rail end piece, for DIN rail NS 35/15

DIN rail, unperforated - NS 35/15-2,3 UNPERF 2000MM - 1201798



DIN rail, unperforated, Standard profile 2.3 mm, width: 35 mm, height: 15 mm, acc. to EN 60715, material: Steel, galvanized, passivated with a thick layer, length: 2000 mm, color: silver

End block

End clamp - CLIPFIX 35 - 3022218



Quick mounting end clamp for NS 35/7,5 DIN rail or NS 35/15 DIN rail, with marking option, width: 9.5 mm, color: gray

End clamp - CLIPFIX 35-5 - 3022276



Quick mounting end clamp for NS 35/7,5 DIN rail or NS 35/15 DIN rail, with marking option, with parking option for FBS...5, FBS...6, KSS 5, KSS 6, width: 5.15 mm, color: gray

End clamp - E/NS 35 N - 0800886



End clamp, width: 9.5 mm, color: gray

Feed-through terminal block - UK 35 TEILBESTUECKT - 0711399

Accessories

End clamp - E/UK - 1201442



End clamp, width: 9.5 mm, height: 35.3 mm, material: PA, length: 50.5 mm, Mounting on a DIN rail NS 32 or NS 35, color: gray

End clamp - E/UK 1 - 1201413



End clamps, for supporting the ends of double-level and three-level terminal blocks, width: 10 mm, color: gray

Insertion bridge

Insertion bridge - EB 2-15 - 0203166



Insertion bridge, pitch: 15.25 mm, number of positions: 2, color: gray

Insertion bridge - EB 10-15 - 0205135



Insertion bridge, pitch: 15.25 mm, number of positions: 10, color: gray

Insertion bridge - EB 2-15 K/UK 35 - 0205119



Insertion bridge, pitch: 15 mm, number of positions: 2, color: gray

Feed-through terminal block - UK 35 TEILBESTUECKT - 0711399

Accessories

Insertion bridge - EB 3-15 K/UK 35 - 0205106



Insertion bridge, pitch: 15 mm, number of positions: 3, color: gray

Insertion bridge - EB 10-15 K/UK 35 - 0205096



Insertion bridge, pitch: 15 mm, number of positions: 10, color: gray

Insulating sleeve

Insulating sleeve - PS-IH WH - 0311566



Insulating sleeve, color: white

Insulating sleeve - PS-IH RD - 0311579



Insulating sleeve, color: red

Insulating sleeve - PS-IH BU - 0311582



Insulating sleeve, color: blue

Feed-through terminal block - UK 35 TEILBESTUECKT - 0711399

Accessories

Insulating sleeve - PS-IH YE - 0311595



Insulating sleeve, color: yellow

Insulating sleeve - PS-IH GN - 0311605



Insulating sleeve, color: green

Insulating sleeve - PS-IH GY - 0311621



Insulating sleeve, color: gray

Insulating sleeve - PS-IH BK - 0311634



Insulating sleeve, color: black

Insulating sleeve - PS-IH VT - 0311618



Insulating sleeve, color: violet

Labeled terminal marker

Feed-through terminal block - UK 35 TEILBESTUECKT - 0711399

Accessories

Zack marker strip - ZB 15 CUS - 0824945



Zack marker strip, can be ordered: Strip, white, labeled according to customer specifications, mounting type: snap into tall marker groove, for terminal block width: 15.2 mm, lettering field size: 10.5 x 15.1 mm, Number of individual labels: 5

Zack marker strip - ZB 15,LGS:L1-N,PE - 0811998



Zack marker strip, Strip, white, labeled, printed horizontally: L1, L2, L3, N, PE, mounting type: snap into tall marker groove, for terminal block width: 15.2 mm, lettering field size: 10.5 x 15.1 mm, Number of individual labels: 5

Partition plate

Separating plate - TS-K - 1302215



Separating plate, length: 22 mm, width: 0.5 mm, height: 22 mm, color: gray

Separating plate - TP-UK 35 - 3008096



Separating plate, length: 50 mm, width: 7.5 mm, height: 52 mm, color: gray

Screw bridge

Step bracket - STL 35/10 - 0204084



Step bracket, number of positions: 2, color: silver

Feed-through terminal block - UK 35 TEILBESTUECKT - 0711399

Accessories

Step bracket - STL 35/ 5 - 0204107



Step bracket, pitch: 5 mm, number of positions: 2, color: silver

Step bracket - STL 35/16 - 0204097



Step bracket, number of positions: 2, color: silver

Fixed bridge - FBI 2-15 - 0201333



Fixed bridge, pitch: 15 mm, number of positions: 2, color: silver

Fixed bridge - FBI 3-15 - 0201278



Fixed bridge, pitch: 15 mm, number of positions: 3, color: silver

Switching jumper

Switching jumper - SBH 2-15 - 0205232



Switching jumper, pitch: 15 mm, number of positions: 2, color: silver

Terminal marking

Feed-through terminal block - UK 35 TEILBESTUECKT - 0711399

Accessories

Zack marker strip - ZB 15:UNBEDRUCKT - 0811972



Zack marker strip, Strip, white, unlabeled, can be labeled with: PLOTMARK, CMS-P1-PLOTTER, mounting type: snap into tall marker groove, for terminal block width: 15.2 mm, lettering field size: 10.5 x 15.1 mm, Number of individual labels: 5

Test plug terminal block

Test plugs - PS-MT - 0311647



Test plugs, color: silver

Test socket

Female test connector - PSB 6/5/6 - 0205290



Female test connector, color: silver

Warning label printed

Warning label - WS 5-15 - 1004445

Warning label, Plate, orange, labeled: Lightning flash and warning in English, mounting type: screw, rivet, for terminal block width: 15 mm, diameter: 0 mm



Warning label - WS 4-15 - 1004241

Warning label, Plate, orange, labeled: Lightning flash and warning in English, mounting type: screw, rivet, for terminal block width: 15 mm, diameter: 0 mm



Phoenix Contact 2020 © - all rights reserved
<http://www.phoenixcontact.com>

PHOENIX CONTACT GmbH & Co. KG
Flachmarktstr. 8
32825 Blomberg
Germany
Tel. +49 5235 300
Fax +49 5235 3 41200
<http://www.phoenixcontact.com>

Mouser Electronics

Authorized Distributor

Click to View Pricing, Inventory, Delivery & Lifecycle Information:

[Phoenix Contact:](#)

[0711399](#)