

## Housing - HC-ADV-B10-HHWH-1TTM32-MF-BK - 1420909

Please be informed that the data shown in this PDF Document is generated from our Online Catalog. Please find the complete data in the user's documentation. Our General Terms of Use for Downloads are valid (<http://phoenixcontact.com/download>)




Sleeve housing B10, with screw locking, material: Die-cast aluminum, salt water resistant, cable outlets: 1, straight, height: 93.7 mm, cable gland: none, support sleeve: no, 1x M32, Increased environmental requirements



COMPLETE RoHS

### Key Commercial Data

Packing unit	1 pc
GTIN	 4 055626 249087
GTIN	4055626249087

### Technical data

#### Dimensions

Height	93.7 mm
Width	57 mm
Length	105 mm
Length of the assembly cutout	65 mm
Width of the assembly cutout	35 mm

#### Ambient conditions

Degree of protection of housing (IP)	IP66
	IP68 (0.2 bar/24 h)
	IP69 (ISO 20653:2013-02)
Degree of protection of housing (NEMA)	4 (UL 50e)
	4X (UL 50e)
	12 (UL 50e)
Ambient temperature (operation)	-40 °C ... 125 °C

#### General

Note	For contact inserts HC-B10, BB18, DD42, M, K8/24
Size	B10
Housing type	Sleeve housing

## Housing - HC-ADV-B10-HHWH-1TTM32-MF-BK - 1420909

### Technical data

#### General

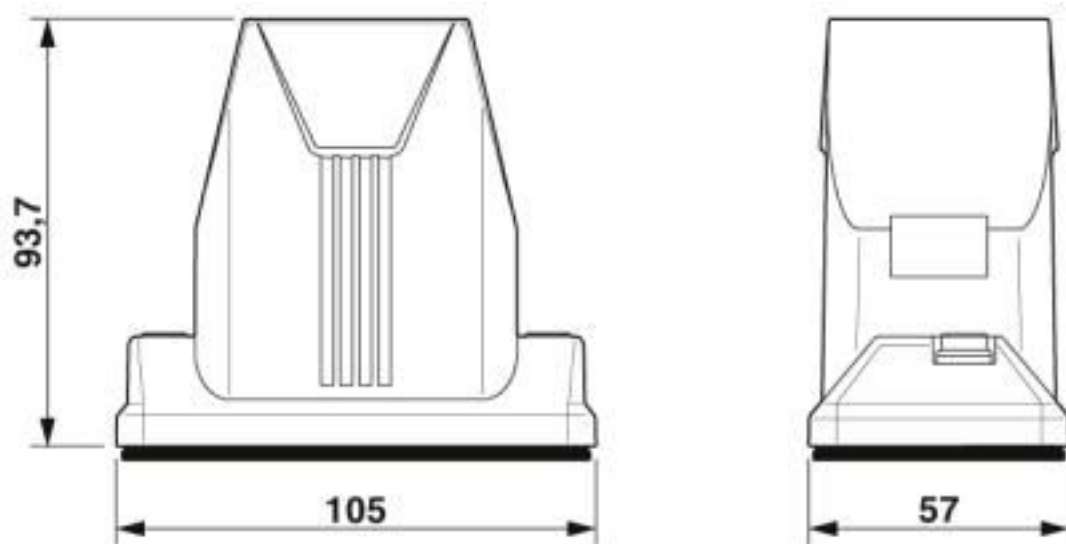
Color	black
Locking type	with screw locking
Torque	3 Nm (Locking screw)
Fixing screws	M6 (screw head: 5 mm Allen screw)
No. of cable outlets	1
Cable outlet	straight
Screw connection	none
Type of the screw connection	1x M32
Housing material	Die-cast aluminum, salt water resistant
Housing surface material	Powder-coated, black
Seal material	Viton
Material lock	Stainless steel

#### Environmental Product Compliance

China RoHS	Environmentally Friendly Use Period = 50 years
	For details about hazardous substances go to tab "Downloads", Category "Manufacturer's declaration"

### Drawings

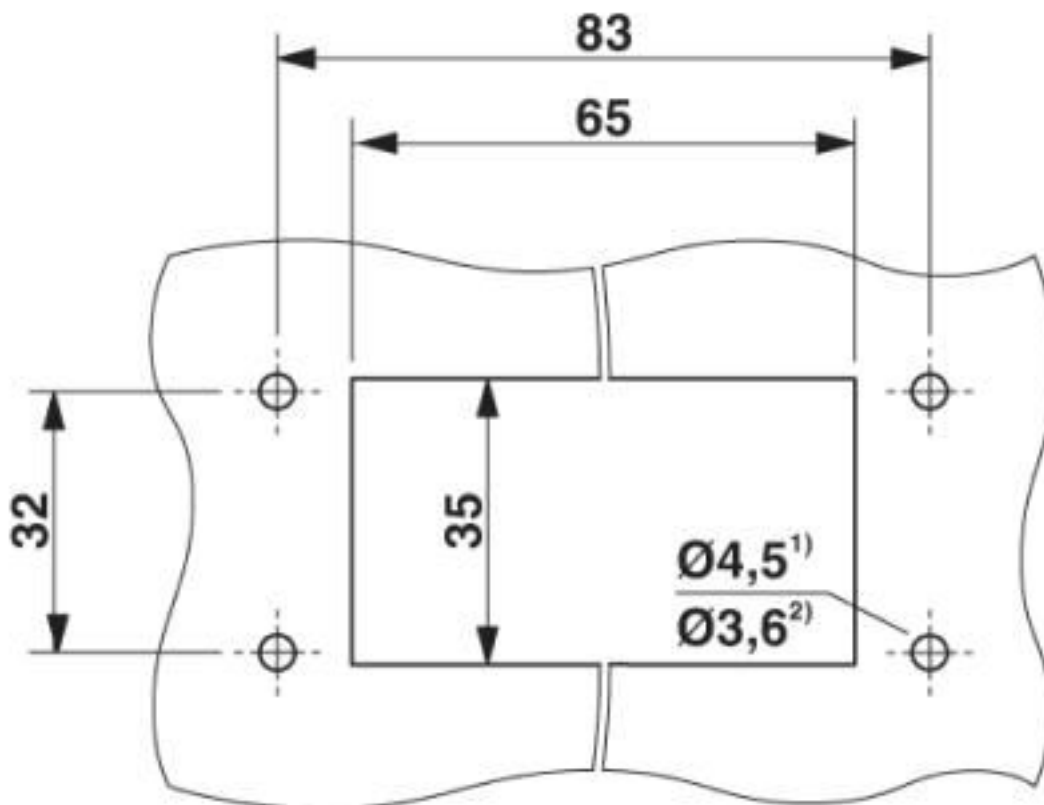
Dimensional drawing



Dimensional drawing

## Housing - HC-ADV-B10-HHWH-1TTM32-MF-BK - 1420909

Dimensional drawing



Mounting cutout

1) when M4 screws are used

2) when self-tapping Torx® screws are used (Torx® 20, M4)

### Classifications

eCl@ss

eCl@ss 10.0.1	27440202
eCl@ss 5.1	27261200
eCl@ss 6.0	27261200
eCl@ss 7.0	27440202
eCl@ss 8.0	27440202
eCl@ss 9.0	27440202

ETIM

ETIM 5.0	EC000437
ETIM 6.0	EC000437
ETIM 7.0	EC000437

UNSPSC

UNSPSC 13.2	31261501
-------------	----------

# Housing - HC-ADV-B10-HHWH-1TTM32-MF-BK - 1420909

## Classifications

### UNSPSC

UNSPSC 18.0	31261501
UNSPSC 19.0	31261501
UNSPSC 20.0	31261501
UNSPSC 21.0	31261501

## Approvals


### Approvals

Approvals

EAC / DNV GL

Ex Approvals

### Approval details

EAC		RU C- DE.AI30.B.01102
-----	---	--------------------------

DNV GL		<a href="https://approvalfinder.dnvgl.com/">https://approvalfinder.dnvgl.com/</a>	TAE000037S
--------	---	---	------------

## Accessories

### Accessories

#### Full screw connection

Cable gland - HC-K-KV-M32(15-21) - 1690642



Plastic screw connection up to 5 bar, thread length: 10 mm, cable diameter: 15 - 21 mm, WAF 36, screw connection: M32

## Housing - HC-ADV-B10-HHWH-1TTM32-MF-BK - 1420909

### Accessories

Cable gland - HC-M-KV-M32(19-27) - 1646010



Metal screw connection up to 5 bar, thread length: 8 mm, cable diameter: 19 - 27 mm, WAF 43, screw connection: M32

---

Cable gland - HC-EMV-KV-M32(11-21) - 1690529



EMC screw connection up to 5 bar, thread length: 9 mm, cable diameter: 11.0 - 21.0 mm, WAF 36, screw connection: M32

---

Cable gland - G-INS-M32-M68N-NNES-S - 1411166



Cable gland, cable gland material: Nickel-plated brass, external cable diameter 15 mm ... 21 mm, shielding: no, connecting thread: M32 x 1.5, color: silver, with O-ring

---

### Labeled device marker

Plastic label - US-EMLP (20X9) CUS - 0830085



Plastic label, can be ordered: by card, white, labeled according to customer specifications, mounting type: adhesive, lettering field size: 20 x 9 mm, Number of individual labels: 75

---

### Panel mounting flange

Mounting flange - HC-B-AF - 1686533



Panel mounting flange for HEAVYCON-ADVANCE TMS housing with screw locking

---

## Housing - HC-ADV-B10-HHWH-1TTM32-MF-BK - 1420909

### Accessories

Mounting flange - HC-B-AF-SET - 1604638



Panel mounting flange for screw locking, set comprising 2 panel mounting flanges with 4 self-tapping screws (M4, Torx<sup>®</sup>) and 4 fan-type washers

---

### Protective cover

Protective covers - HC-B 10-TMS-SD-IP50 - 1690749



Protective cover B10, Clip locking, protective cover material: PA, height: 31.2 mm, seal: no, with lanyard, diameter of retaining cord eyelet: 4 mm

---

### Screwdriver tools

Screwdriver - SF-BIT-HEXB 5-89 - 1208911



Screw bit, hexagonal with ball head, E6.3-1/4" drive, size: Hex 5 x 89 mm, hardened, suitable for holder according to DIN 3126-F 6.3/ISO 1173

---

Screwdriver - SF-M BH - 1212070



Bit screwdriver, with 1/4" quick-action chuck, handle length 119 mm, 2-component handle, with non-slip grip, suitable for bits according to DIN 3126-C 6.3 and E 6.3/ISO 1173, magnetic

# Mouser Electronics

Authorized Distributor

Click to View Pricing, Inventory, Delivery & Lifecycle Information:

Phoenix Contact:

1420909