

Bus system flat-type plug - SACCBP-M12MSB-2CON-M16/2,0-915 - 1402849

Please be informed that the data shown in this PDF Document is generated from our Online Catalog. Please find the complete data in the user's documentation. Our General Terms of Use for Downloads are valid (<http://phoenixcontact.com/download>)




Bus system flush-type plug, PROFIBUS, 2-pos., M12, shielded, green outer sheath, B-coded, rear/screw mounting with M16 thread, with 2 m bus cable, 2 x 0.25 mm²

Your advantages

- ✓ Pre-assembled with cables in various standard lengths for immediate use
- ✓ Customer-specific assemblies and cable lengths can be supplied
- ✓ Sealed on the cable side for optimum tightness of seal
- ✓ Cable designs for all common networks and fieldbuses
- ✓ For high transmission safety: shield connection to the housing with optional EMC nut

RoHS

Key Commercial Data

Packing unit	1 pc
GTIN	 4 046356 633505
GTIN	4046356633505

Technical data

Dimensions

Length of cable	2 m
-----------------	-----

Ambient conditions

Ambient temperature (operation)	-25 °C ... 85 °C (Plug / socket)
	-40 °C ... 85 °C (without mechanical actuation)
Degree of protection	IP67 (When plugged in)
	IP65 (When plugged in)

General

Note	The electrical and mechanical data specified assume that the connector pair is correctly locked and mounted. If the connector is unlocked and if there is a danger of contamination, the connector must be sealed using
------	---

Bus system flat-type plug - SACCBP-M12MSB-2CON-M16/2,0-915 - 1402849

Technical data

General

	a protective cap > IP54. Influences arising from litz wires, cables or PCB assembly must also be taken into consideration.
Rated current at 40°C	4 A
Rated voltage	60 V
Number of positions	2
Insulation resistance	≥ 10 GΩ
Coding	B - inverse
Signal type/category	PROFIBUS
Status display	No
Overvoltage category	II
Degree of pollution	3

Material

Flammability rating according to UL 94	V0
Contact material	CuZn
Contact surface material	Ni/Au
Contact carrier material	PA 6.6
Material, knurls	Nickel-plated brass
Sealing material	NBR

Standards and Regulations

Flammability rating according to UL 94	V0
Safety note	WARNING: The connectors may not be plugged in or disconnected under load. Ignoring the warning or improper use may damage persons and/or property.
	• WARNING: Commission properly functioning products only. The products must be regularly inspected for damage. Decommission defective products immediately. Replace damaged products. Repairs are not possible.
	• WARNING: Only electrically qualified personnel may install and operate the product. They must observe the following safety notes. The qualified personnel must be familiar with the basics of electrical engineering. They must be able to recognize and prevent danger. The relevant symbol on the packaging indicates that only personnel familiar with electrical engineering are allowed to install and operate the product.
	• The products are suitable for applications in plant, controller, and electrical device engineering.
	• When operating the connectors in outdoor applications, they must be separately protected against environmental influences.
	• Assembled products may not be manipulated or improperly opened.
	• Only use mating connectors that are specified in the technical data of the standards listed (e.g. the ones listed in the product accessories online at phoenixcontact.com/products).
	• When using the product in direct connection with third-party manufacturers, the user is responsible.

Bus system flat-type plug - SACCBP-M12MSB-2CON-M16/2,0-915 - 1402849

Technical data

Standards and Regulations

	<ul style="list-style-type: none"> For operating voltages > 50 V AC, conductive connector housings must be grounded
	<ul style="list-style-type: none"> Ensure that when laying the cable, the tensile load on the connectors does not exceed the upper limit specified in the standards.
	<ul style="list-style-type: none"> Observe the corresponding technical data. You will find information: <ul style="list-style-type: none"> On the product On the packing label In the supplied documentation Online at phoenixcontact.com/products under the product
	<ul style="list-style-type: none"> Only use tools recommended by Phoenix Contact
	<ul style="list-style-type: none"> Use a protective cap to protect connectors that are not in use. The suitable accessories are available online in the accessory section of the product at phoenixcontact.com/products
	<ul style="list-style-type: none"> Ensure that the protective or functional ground has been properly connected.
	<ul style="list-style-type: none"> VDE 0100/1.97 § 411.1.3.2 and DIN EN 60 204/11.98 § 14.1.3 are applicable when combining several circuits in a cable and/or connector
	<ul style="list-style-type: none"> The connector warms up in normal operation. Depending on the ambient conditions, the surface of the connector can continue to warm up. In this case, the user is responsible for posting warnings (e.g. DIN EN ISO 13732-1:2008-12).

Cable

Cable type	PROFIBUS
Cable type (abbreviation)	915
Signal type/category	PROFIBUS
Cable structure	1x2xAWG24/19
Conductor cross section	2x 0.25 mm ²
AWG signal line	24
Conductor structure signal line	19x 0.14 mm
Core diameter including insulation	2.56 mm
Wire colors	Red, green
Overall twist	2 wires, twisted
Shielding	Aluminum-coated foil, tinned copper braided shield
Optical shield covering	70 %
External sheath, color	blue
Outer sheath thickness	approx. 0.8 mm
External cable diameter D	8 mm ±0.4 mm
Minimum bending radius, flexible installation	5 x D
Number of bending cycles	3000000
Bending radius	60 mm
Acceleration	4 m/s ²
Tensile strength GRP	≤ 100 N
Cable weight	74 kg/km

Bus system flat-type plug - SACCBP-M12MSB-2CON-M16/2,0-915 - 1402849

Technical data

Cable

Outer sheath, material	PUR
Material, inner sheath	PVC
Material conductor insulation	Foamed PE
Conductor material	Bare Cu litz wires
Insulation resistance	$\geq 16 \text{ G}\Omega \cdot \text{km}$
Working capacitance	28 nF (at 1 kHz)
Nominal voltage, cable	$\leq 100 \text{ V}$
Test voltage Core/Core	3600 V DC
Flame resistance	according to IEC 60332-1
Resistance to oil	Resistant to mineral oils and grease
Ambient temperature (operation)	-40 °C ... 80 °C (cable, flexible installation)

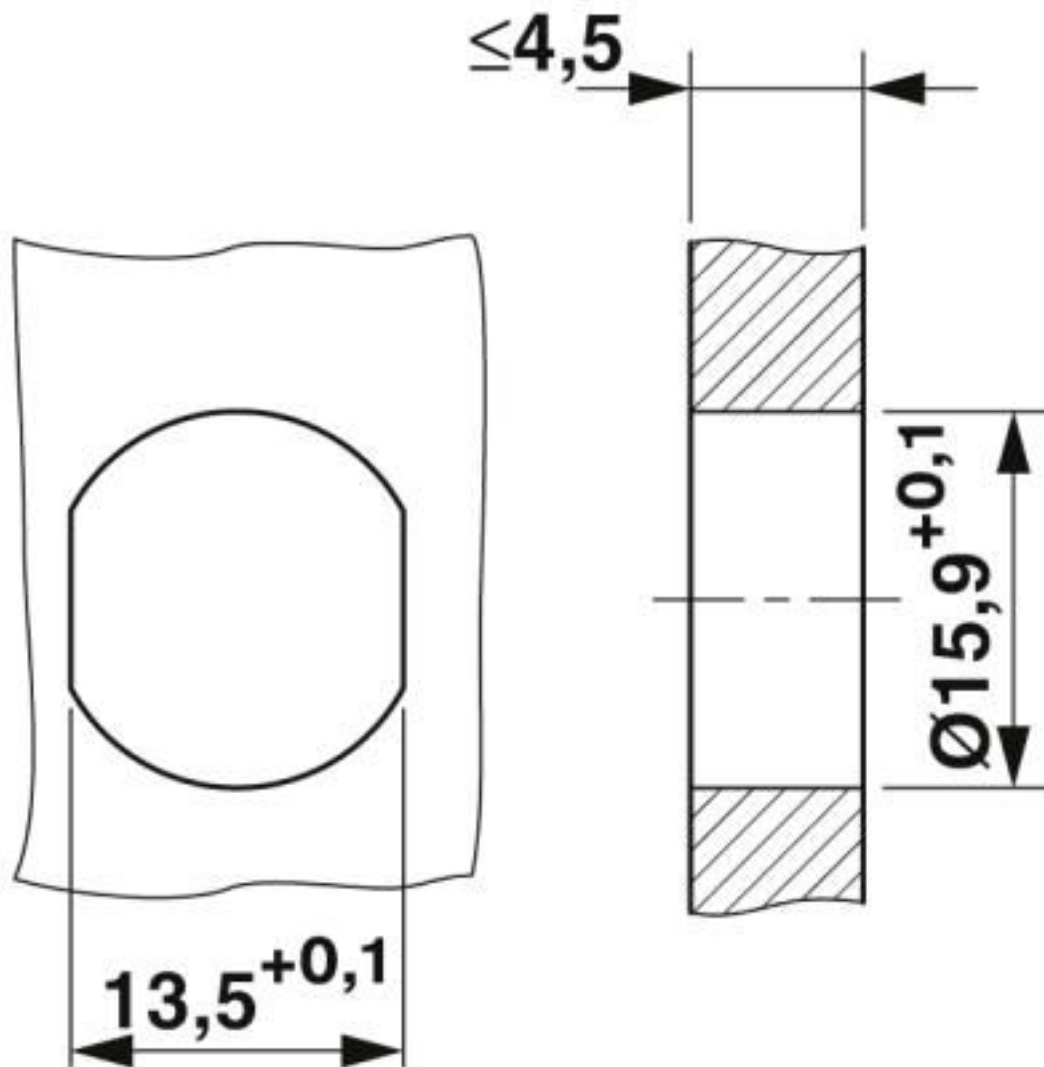
Environmental Product Compliance

REACH SVHC	Lead 7439-92-1
China RoHS	Environmentally Friendly Use Period = 50 years
	For details about hazardous substances go to tab "Downloads", Category "Manufacturer's declaration"

Drawings

Bus system flat-type plug - SACCBP-M12MSB-2CON-M16/2,0-915 - 1402849

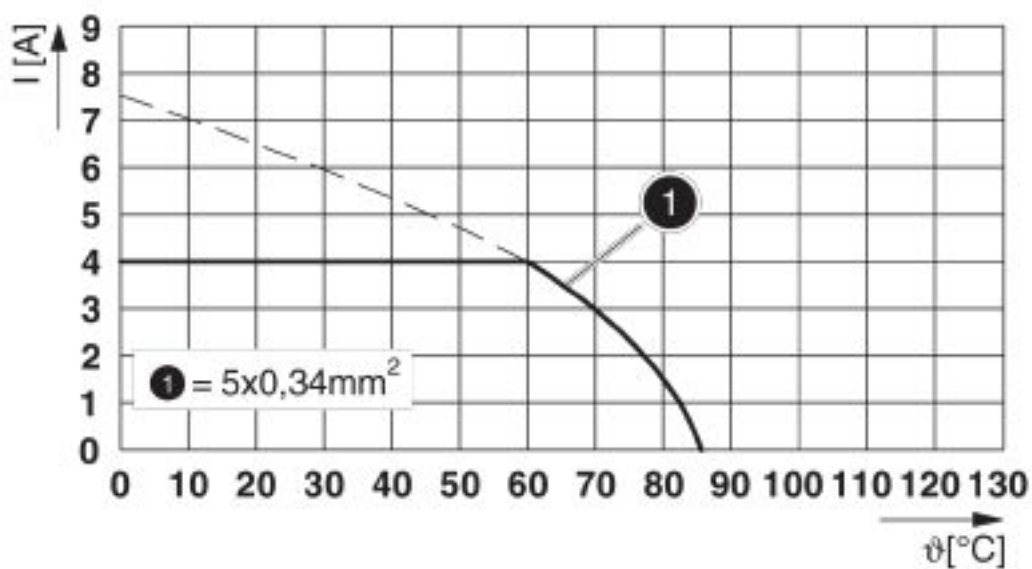
Dimensional drawing



Housing cutout for M16 fastening thread, mounting panel with feed-through hole (alternatively with surface as protection against rotation)

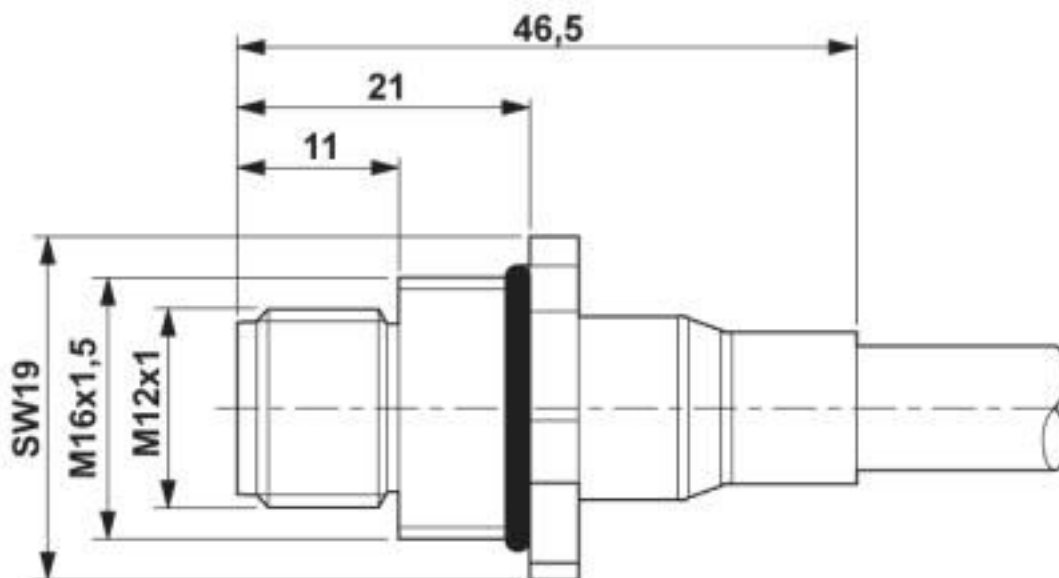
Bus system flat-type plug - SACCBP-M12MSB-2CON-M16/2,0-915 - 1402849

Diagram



I = current strength, T = ambient temperature

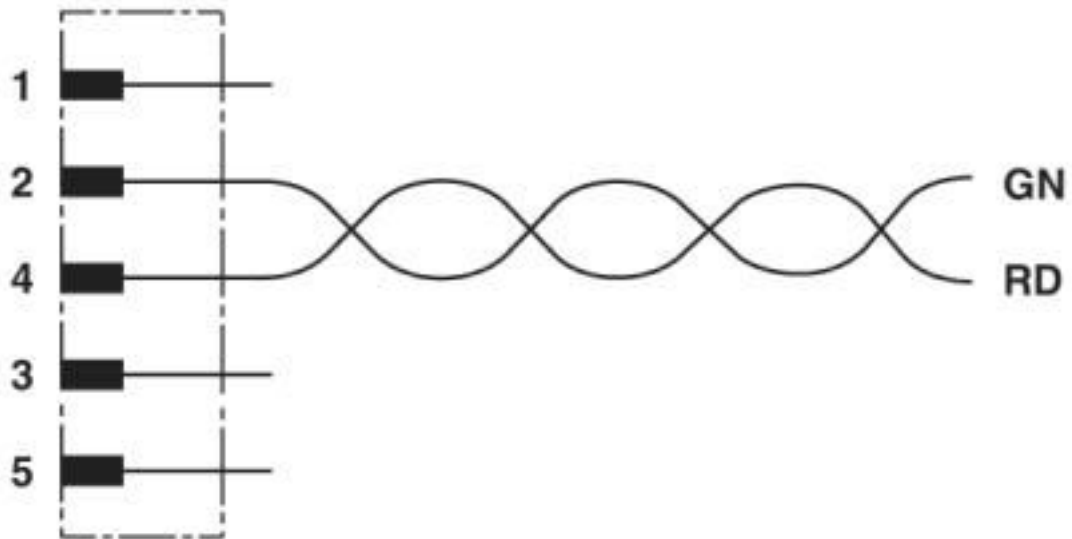
Dimensional drawing



M12 flush-type plug

Bus system flat-type plug - SACCBP-M12MSB-2CON-M16/2,0-915 - 1402849

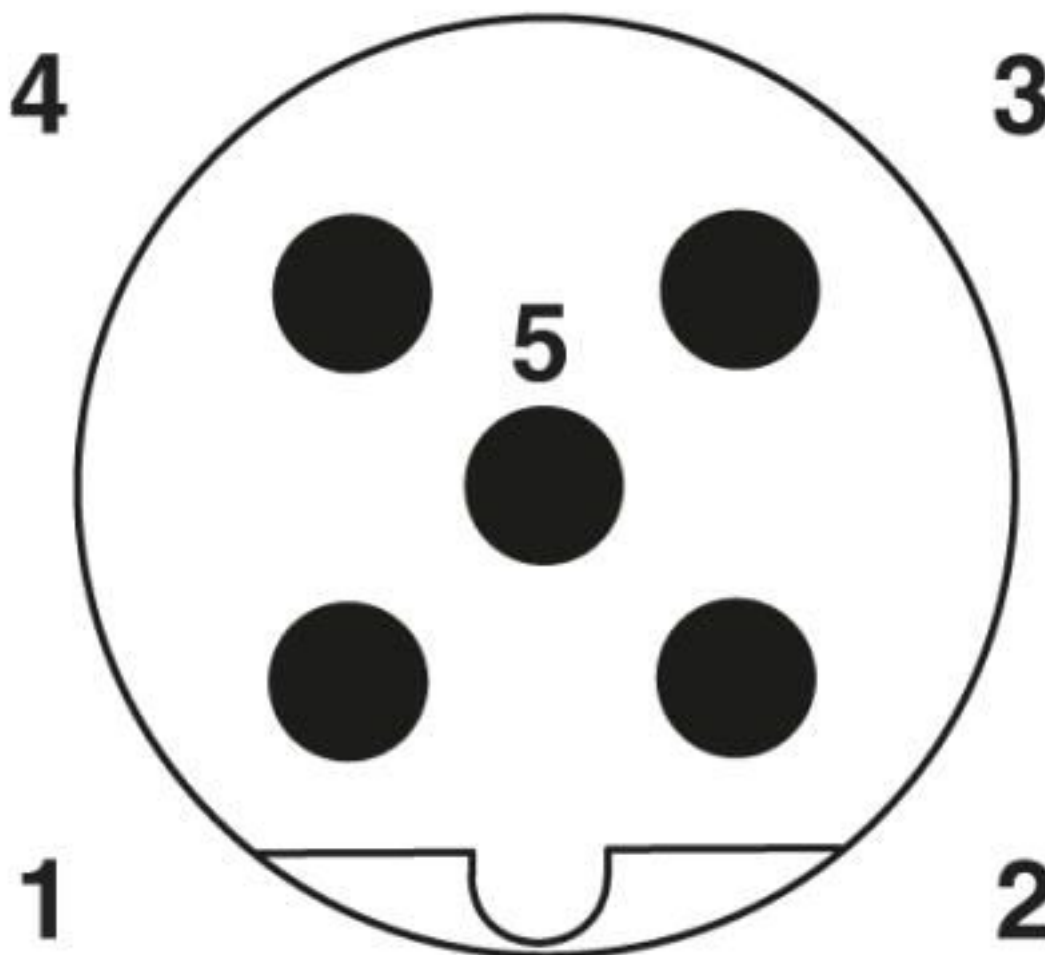
Circuit diagram



Contact assignment of the M12 plug

Bus system flat-type plug - SACCBP-M12MSB-2CON-M16/2,0-915 - 1402849

Schematic diagram



Pin assignment M12 male connector, 5-pos., B-coded, male side

Classifications

eCl@ss

eCl@ss 10.0.1	27440102
eCl@ss 4.0	27140800
eCl@ss 4.1	27140800
eCl@ss 5.0	27143400
eCl@ss 5.1	27143400
eCl@ss 6.0	27279200
eCl@ss 7.0	27440103
eCl@ss 8.0	27440103
eCl@ss 9.0	27440102

Bus system flat-type plug - SACCBP-M12MSB-2CON-M16/2,0-915 - 1402849

Classifications

ETIM

ETIM 4.0	EC000830
ETIM 5.0	EC002061
ETIM 6.0	EC002061

UNSPSC

UNSPSC 6.01	31251501
UNSPSC 7.0901	31251501
UNSPSC 11	31251501
UNSPSC 12.01	31251501
UNSPSC 13.2	39121413
UNSPSC 18.0	39121413
UNSPSC 19.0	39121413
UNSPSC 20.0	39121413
UNSPSC 21.0	39121413

Approvals

Approvals

Approvals

EAC

Ex Approvals

Approval details

EAC		B.01687
-----	---	---------

Mouser Electronics

Authorized Distributor

Click to View Pricing, Inventory, Delivery & Lifecycle Information:

[Phoenix Contact:](#)

[1402849](#)