

Electronic housing - EG 67,5-GP/ABS GN - 2764302

Please be informed that the data shown in this PDF Document is generated from our Online Catalog. Please find the complete data in the user's documentation. Our General Terms of Use for Downloads are valid (<http://phoenixcontact.com/download>)



Housing base, with snap foot and test opening with side cover


The figure shows a fully mounted version of the electronic housing

Your advantages

- ✓ Tool-free mounting
- ✓ Optimum accommodation of electronic components with graded pitches with a design width of 22.5 mm, 45 mm, 67.5 mm, and 90 mm
- ✓ Date of manufacture and material and part identification embossed on the housing (recyclability)
- ✓ Fast snap-on mounting on symmetrical DIN rails according to EN 60715
- ✓ Practical and easy-to-wire conductor connection using extra finely stranded sturdy screw terminal blocks up to 2.5 mm²
- ✓ Functional and industry-oriented housing technology
- ✓ Shock and contamination-proof accommodation of electronic components (IP40 housing, IP20 terminal blocks)

RoHS

Key Commercial Data

Packing unit	5 pc
GTIN	 4 017918 065935
GTIN	4017918065935

Technical data

General

Housing type	Component housing
Housing material	Acryl butadiene styrene (ABS)
Color (RAL)	green

Ambient conditions

Ambient temperature (operation)	-40 °C ... 80 °C
---------------------------------	------------------

Dimensions

Length	75 mm
--------	-------

Electronic housing - EG 67,5-GP/ABS GN - 2764302

Technical data

Dimensions

Height	107.5 mm
Width	67.5 mm
Depth	75 mm

Technical data

Power dissipation without gap	5 W
Power dissipation with 20 mm gap	7.5 W
Number of positions	26

Standards and Regulations

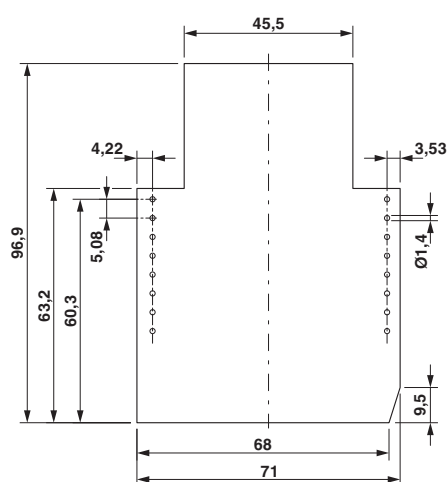
Flammability rating according to UL 94	HB
--	----

Environmental Product Compliance

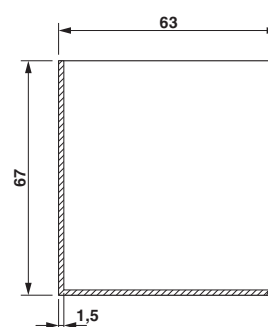
China RoHS	Environmentally friendly use period: unlimited = EFUP-e
	No hazardous substances above threshold values

Drawings

Dimensional drawing



Dimensional drawing

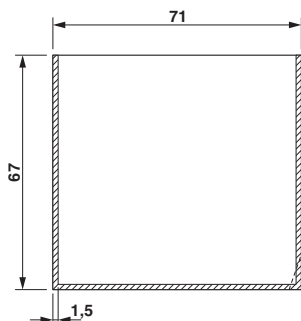


valid for PCB 1; 2; 3; 4; 5 und 6, see explosion drawing

Component mounting side, if the double-level upper part is used

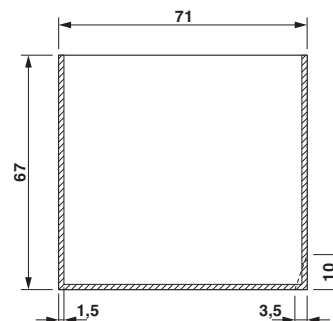
Electronic housing - EG 67,5-GP/ABS GN - 2764302

Dimensional drawing



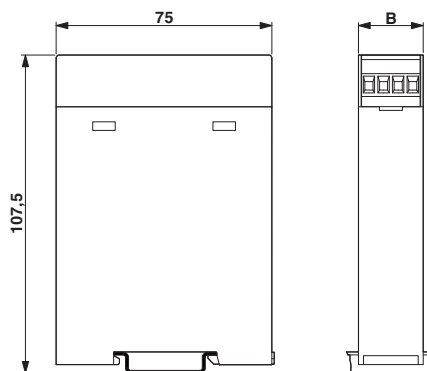
valid for PCB 7; 8; 11 and 12, see explosion drawing

Dimensional drawing



valid for PCB 9, see explosion drawing

Dimensional drawing



Approvals

Approvals

Approvals

UL Recognized

Ex Approvals

Approval details

UL Recognized



<http://database.ul.com/cgi-bin/XYV/template/LISEXT/1FRAME/index.htm>

FILE E 240868

Phoenix Contact 2018 © - all rights reserved
<http://www.phoenixcontact.com>

PHOENIX CONTACT GmbH & Co. KG
Flachsmarktstr. 8
32825 Blomberg
Germany
Tel. +49 5235 300
Fax +49 5235 3 41200
<http://www.phoenixcontact.com>

Mouser Electronics

Authorized Distributor

Click to View Pricing, Inventory, Delivery & Lifecycle Information:

[Phoenix Contact:](#)

[2764302](#)