


SPT 1,5/ 1-H-3,5 TQ SWO - 1706737

Please be informed that the data shown in this PDF Document is generated from our Online Catalog. Please find the complete data in the user's documentation. Our General Terms of Use for Downloads are valid (<http://phoenixcontact.com/download>)

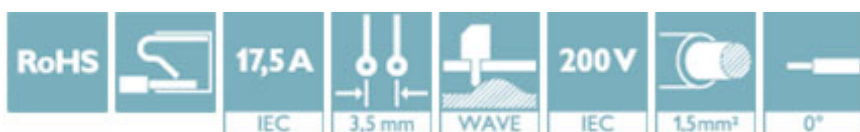


PCB terminal block, nominal current: 17.5 A, nom. voltage: 200 V, pitch: 3.5 mm, number of positions: 1, connection method: Push-in spring connection, mounting: Wave soldering, conductor/PCB connection direction: 0 °, color: pastel turquoise


The figure shows a 10-position version of the product

Your advantages

- ✓ Time saving push-in connection, tools not required
- ✓ Defined contact force ensures that contact remains stable over the long term
- ✓ Clamping space opened by means of fixed screwdriver enables convenient conductor connection
- ✓ Operation and conductor connection from one direction enable integration into front of device
- ✓ Two solder pins reduce the mechanical strain on the soldering spots



Key Commercial Data

Packing unit	100 pc
Minimum order quantity	100 pc
GTIN	
GTIN	4046356872287

Technical data

Item properties

Brief article description	PCB terminal block
Range of articles	SPT 1,5/...-H
Pitch	3.5 mm
Number of positions	1
Connection method	Push-in spring connection
Mounting type	Wave soldering
Pin layout	Linear double pinning
Number of levels	1

Electrical parameters

SPT 1,5/ 1-H-3,5 TQ SWO - 1706737

Technical data

Electrical parameters

Rated current	17.5 A
Rated insulation voltage (III/2)	200 V
Rated surge voltage (III/2)	2.5 kV

Connection capacity

Conductor cross section solid	0.2 mm ² ... 1.5 mm ²
Conductor cross section flexible	0.2 mm ² ... 1.5 mm ²
Conductor cross section AWG / kcmil	24 ... 16
Conductor cross section flexible, with ferrule without plastic sleeve	0.25 mm ² ... 1.5 mm ² (Stripping length 8 mm)
Conductor cross section, flexible, with ferrule, with plastic sleeve	0.25 mm ² ... 0.75 mm ² (Stripping length 8 mm)
Stripping length	10 mm

Material data - contact

Note	WEEE/RoHS-compliant, free of whiskers according to IEC 60068-2-82/ JEDEC JESD 201
Contact material	Cu alloy
Surface characteristics	hot-dip tin-plated
Metal surface terminal point (top layer)	Tin (4 - 8 µm Sn)
Metal surface soldering area (top layer)	Tin (4 - 8 µm Sn)

Material data - housing

Insulating material	PA
Insulating material group	I
CTI according to IEC 60112	600
Flammability rating according to UL 94	V0
Glow wire flammability index GWFI according to EN 60695-2-12	850
Glow wire ignition temperature GWIT according to EN 60695-2-13	775
Temperature for the ball pressure test according to EN 60695-10-2	125 °C

Dimensions for the product

Length [l]	14.4 mm
Width [w]	3.5 mm
Height [h]	16 mm
Pitch	3.5 mm
Height (without solder pin)	13.5 mm
Solder pin [P]	2.5 mm
Pin spacing	8.2 mm
Pin dimensions	0.8 x 0.8 mm

Dimensions for PCB design

Hole diameter	1.1 mm
Pin spacing	8.2 mm

Packaging information

SPT 1,5/ 1-H-3,5 TQ SWO - 1706737

Technical data

Packaging information

Type of packaging	packed in cardboard
Pieces per package	100
Denomination packing units	Pcs.

Ambient conditions

Ambient temperature (storage/transport)	-40 °C ... 70 °C
Ambient temperature (assembly)	-5 °C ... 100 °C
Ambient temperature (operation)	-40 °C

Termination and connection method

Pull-out test

Conductor cross section / conductor type / tensile force	0.2 mm² / solid / > 10 N
	0.2 mm² / flexible / > 10 N
	1.5 mm² / solid / > 40 N
	1.5 mm² / flexible / > 40 N

Electrical tests

Rated current	17.5 A
Rated insulation voltage (III/2)	200 V
Rated surge voltage (III/2)	2.5 kV

Air clearances and creepage distances

Insulating material group	I
Voltage	160 V
Rated insulation voltage (III/3)	160 V
Rated insulation voltage (III/2)	200 V
Rated insulation voltage (II/2)	400 V
Rated surge voltage (III/3)	2.5 kV
Rated surge voltage (III/2)	2.5 kV
Rated surge voltage (II/2)	2.5 kV

Standards and Regulations

Connection in acc. with standard	EN-VDE
----------------------------------	--------

Environmental Product Compliance

China RoHS	Environmentally friendly use period: unlimited = EFUP-e
	No hazardous substances above threshold values

Approvals

Approvals

SPT 1,5/ 1-H-3,5 TQ SWO - 1706737

Approvals

Approvals

EAC

Ex Approvals

Approval details

EAC		B.01742
-----	-----------------------------------------------------------------------------------	---------

Phoenix Contact 2018 © - all rights reserved
<http://www.phoenixcontact.com>

PHOENIX CONTACT GmbH & Co. KG
Flachsmarktstr. 8
32825 Blomberg
Germany
Tel. +49 5235 300
Fax +49 5235 3 41200
<http://www.phoenixcontact.com>

Mouser Electronics

Authorized Distributor

Click to View Pricing, Inventory, Delivery & Lifecycle Information:

Phoenix Contact:

1706737