



90W Single Port Multi-Gig Passive Power-over-Ethernet Midspan




Features

- Single Source 4 Pair Power Current Sharing
- DoE Level VI Compliant
- ErP/Ecodesign Directive 2009/125/EC – Regulation EU 2019/1782 Compliant
- 4 Pair Power +3,6,4,5 / - 1,2,7,8
- Multi-Gigabit Compatible (1G, 2.5G, 5G, 10G)
- Diagnostic LEDs
- Full Protection OCP, OVP
- Limited Power Source
- 1 Year Warranty

Applications

- Satellite Receiver
- Wireless Network Access Points
- LCD Displays
- Security Cameras
- Kiosks
- Computer Workstations



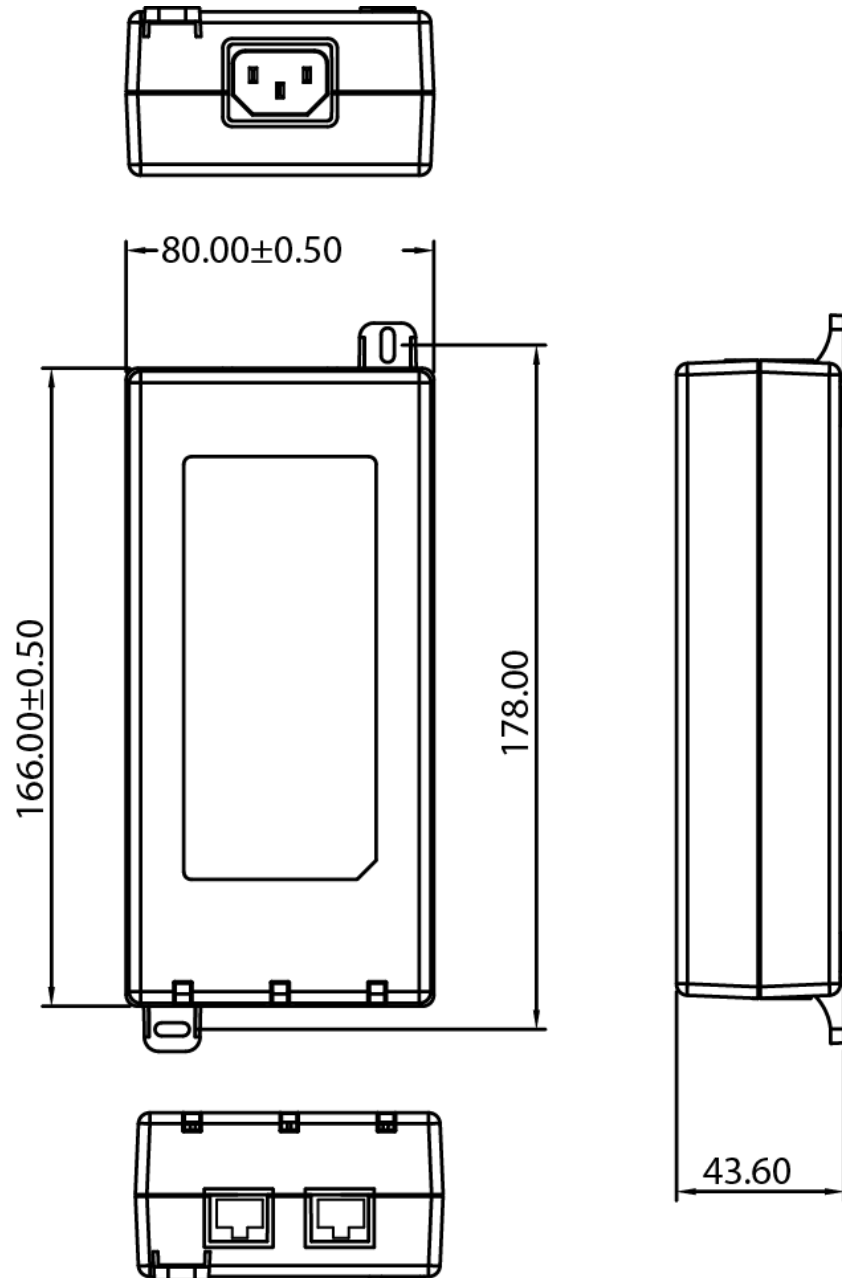


POE90-560-X Specifications¹

Model		POE90U-560-R	POE90U-560-2-R ²	POE90U-560-5-R ²	POE90U-560-X-R ²
Output	DC Output Voltage	56.0V	56.0V	56.0V	56.0V
	Max Current	1.6A	1.6A	1.6A	1.6A
	Output Power	89.6W	89.6W	89.6W	89.6W
	Data Speed	1G	2.5G	5G	10G
	Regulation ³	54 - 57Vdc			
	Ripple & Noise P-P(max) ⁴	200mV			
Input	AC Input Voltage Range	90 to 264VAC			
	AC Input Frequency	47 to 63Hz			
	Input Current	2.5A (RMS) max for 120Vac/max load; 1.2A (RMS) max for 240Vac/max load			
	Inrush Current	50A (RMS) max for 115VAC; 75A (RMS) max for 240VAC			
	No Load Power Consumption at 115VAC Input	0.038W	0.046W	0.046W	0.046W
	No Load Power Consumption at 230VAC Input	0.073W	0.107W	0.107W	0.107W
	115VAC Average Efficiency ⁵	89.95%	89.20%	89.51%	89.20%
	230VAC Average Efficiency ⁵	89.72%	89.10%	89.07%	89.10%
	230VAC 10% Load Efficiency ⁵	83.34%	86.72%	86.10%	86.72%
	Leakage Current	3.5mA max for 264VAC, 50Hz			
Protection	Over-Voltage	Voltage between 2 SELV conductors shall not exceed 42.4Vpk or 60VDC for longer than 0.2seconds. Moreover a limit of 71VPK or 120VDC shall not be exceeded. – Latching.			
	Short Circuit	The output can be shorted permanently without damage.			
	Over-Current	Output #1(OUT) <1750mA; Output #2(OUT) <1750mA Output #1 and #2 combined (OUT) <3500mA			
Environmental	Operating Temperature	-20°C to +60°C			
	Non-Operating Temperature	-20° to +65°C			
	Operating Humidity	5 to 90%			
Safety Approvals and EMC	Insulation Resistance	Primary to Secondary: >10M OHM 500VDC			
	Standards	cULus 60950-1, cULus 62368-1, IEC60950-1, IEC 62368-1			
	EMI Emissions	FCC Part 15 Class B, CAN ICES-003(B)/NMB-003(B), EN 55032/CISPR 32 Class B Conducted and Radiated, AS/NZS 3548			
	Harmonic Current Emissions	IEC 61000-3-2			
	Voltage Fluctuations & Flicker	IEC 61000-3-3			
	Immunity	EN 55024/CISPR 24: IEC 61000-4-2 (Contact: ±4KV, Air: ±8KV), IEC 61000-4-3, IEC 61000-4-4, IEC 61000-4-5 (± 2kV), IEC 61000-4-6, IEC 61000-4-11			
Mechanical	Dimensions (L x W x H)	166mm (6.53in) x 80mm (3.15in) x 44mm (1.73in)			
	Weight	500g			
	Output Connection	+pins 3, 6, 4, 5 / -pins 1, 2, 7, 8			
	LED Indicators	Blue Solid – Power good, “ON” output active			
Notes	1. The specifications defined are at ambient temperature of 25°C, unless otherwise specified. 2. Built-to-order. Minimum order quantities apply. 3. Voltage to be measured within 5cm of RJ45 output connector. 4. 20MHz bandwidth frequency oscilloscope, add a 0.1µF multilayer Cap. and Low ESR Electrolytic Cap. (10µF) at output connector terminals (nominal line voltage, full load). 5. Efficiency is measured after 30 minutes burn-in.				



POE90U-560-X Outline Drawing








Supplier's Declaration of Conformity
47 CFR § 2.1077 Compliance Information

Phihong USA Corporation
47800 Fremont Boulevard
Fremont, CA 94538
Telephone: (510) 445-0100
www.phihong.com

This device complies with/The devices in this product series comply with part 15 of the FCC Rules. Operation is subject to the following two conditions: (1) This device may not cause harmful interference, and (2) this device must accept any interference received, including interference that may cause undesired operation.



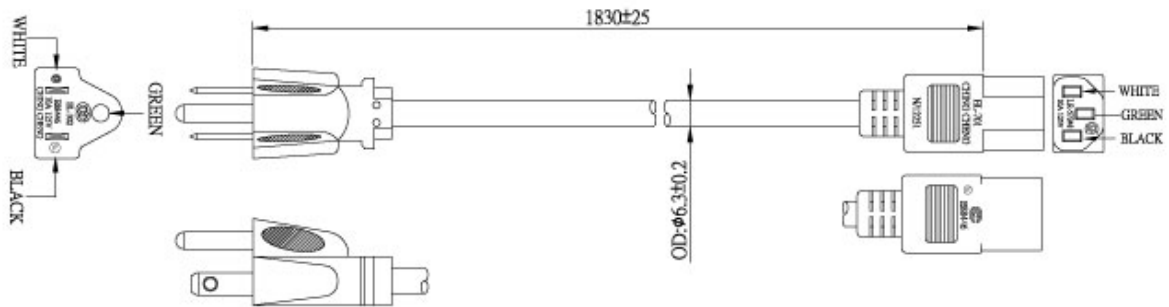
C14 Line Cords - Sold Separately

Model		AC30UNA-R	AC30UEU-R	AC30UUK-R
Specifications	Plug Type	North America NEMA 5-15P	Continental Europe CEE 7VIII	United Kingdom BS 1363
	Connector	IEC320 C13	IEC320 C13	IEC320 C13
	Wire Size	18 AWG	0.75mm	1.0mm
	Temperature	60°C	70°C	70 °C
	Amperage Rating	10A	6A	10A
	Voltage Rating	125V	250V	250V
	Cable Length	1830mm	1830mm	2500mm
Safety Approvals		CSA; UL	CEBEC; DEMKO; DVE; FIMKO; GOST; IMQ; KEMA; NEMKO; NF; OVE; SEMKO	BSI; Safety Mark
Photos				

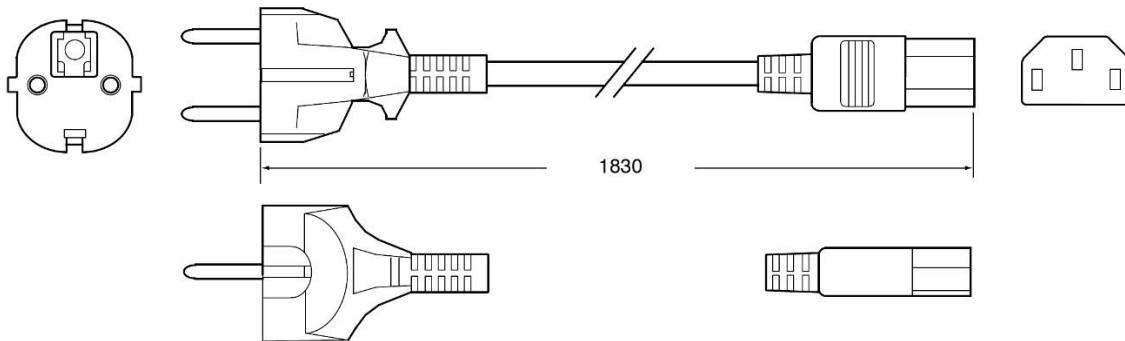


C14 Line Cords Outline Drawings

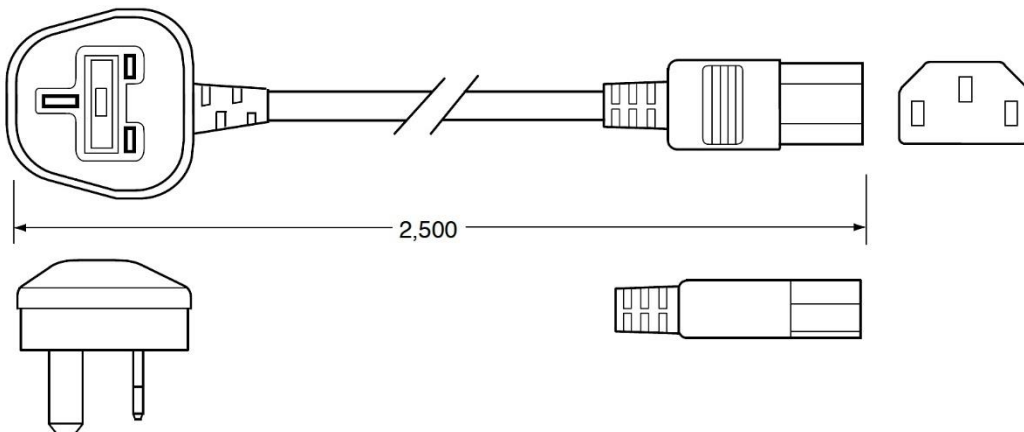
AC30UNA-R



AC30UEU-R



AC30UUK-R



Mouser Electronics

Authorized Distributor

Click to View Pricing, Inventory, Delivery & Lifecycle Information:

Phihong:

[POE90U-560](#) [POE90U-560-2](#) [POE90U-560-5](#) [POE90U-560-X](#)