



# Single Port 15.4W Power-over-Ethernet Passive Power Injector



## **Features**

- No Detection – passive injector
- Non-Vented Case
- Gigabit Data Rates
- DoE Level VI Compliant
- ErP/Ecodesign Directive 2009/125/EC – Regulation EU 2019/1782 Compliant
- Small Case Size
- Full Protection OCP, OVP
- Low Cost
- 1-year Warranty

## **Applications**

- IP telephones
- Wireless Network Access Points
- Security Cameras

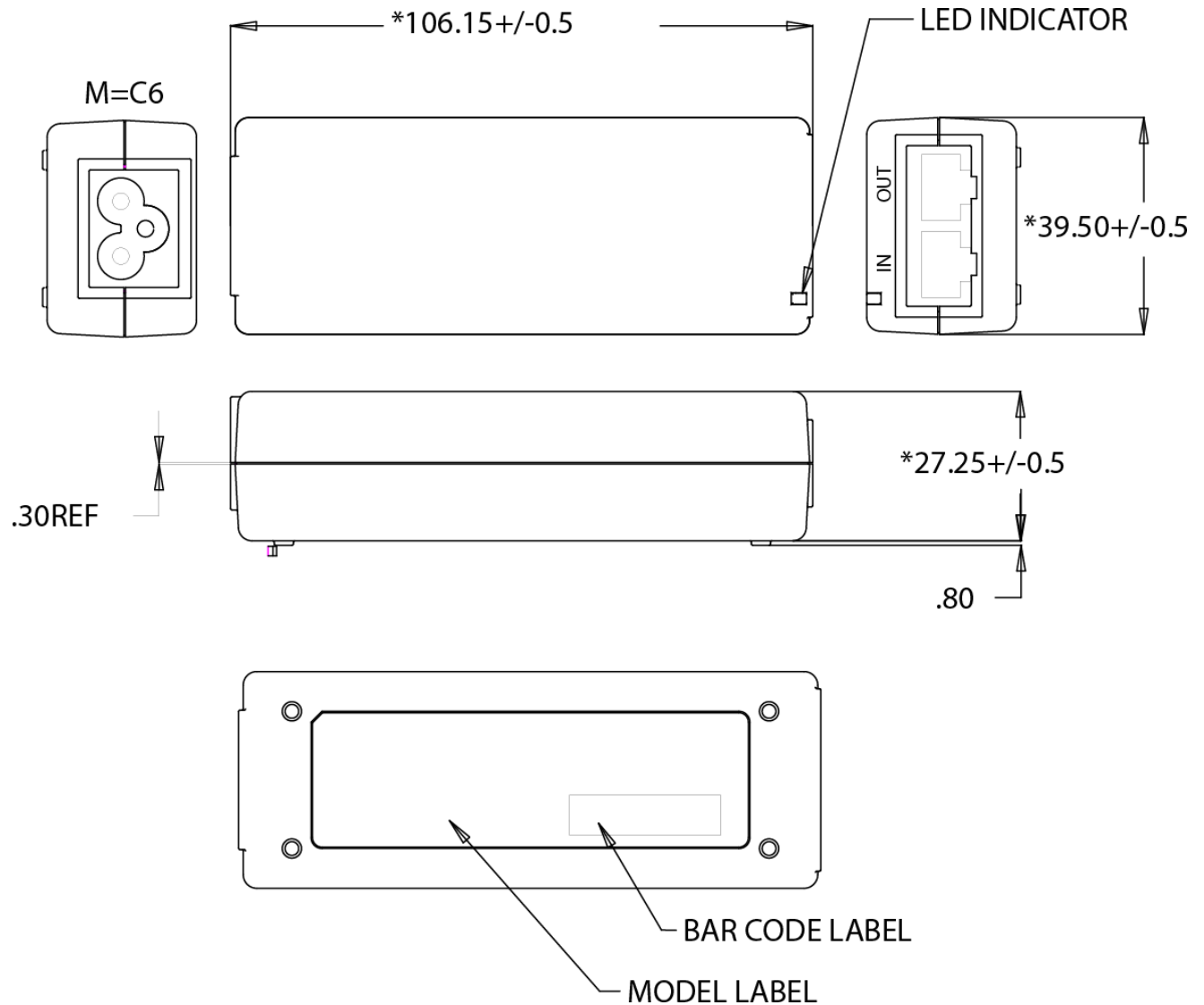


# POE15M-560 Specifications<sup>1</sup>

Model		POE15M-560-R <sup>2</sup>	POE15M-560E-R
Output	DC Output Voltage	56.0V	56.0V
	Max Current	0.275A	0.275A
	Output Power	15.4W	15.4W
	Data Speed	1G	
	Regulation <sup>3</sup>	+1V, -2V	
	Ripple & Noise P-P(max) <sup>4</sup>	200mV	
Input	AC Input Voltage Range	90 to 264VAC	
	AC Input Frequency	47 to 63Hz	
	Input Current	0.5A (RMS) max for 90VAC, 0.35A (RMS) max for 240VAC	
	No Load Power Consumption at 115VAC Input	≤ 0.1W	
	No Load Power Consumption at 230VAC Input	≤ 0.075W	
	115VAC Average Efficiency <sup>5</sup>	≥ 84.26%	
	230VAC Average Efficiency <sup>5</sup>	≥ 81.72%	
	230VAC 10% Load Efficiency <sup>5</sup>	≥ 71.72%	
	Leakage Current	0.25mA max for 254VAC/50Hz	
Protections	Over-Voltage	≤120V, Latching	
	Over-Current	≤400mA	
	Short Circuit	Continuous. No damage.	
Environmental	Operating Temperature	-20°C to +50°C	
	Non-Operating Temperature	-25° to +75°C	
	Operating Humidity	5 to 90% RH max	
Safety Approvals and EMC	Dielectric Withstand (HI-POT)	Primary to Secondary: 4242VDC for 1 sec, 10mA	
	Insulation Resistance	Primary to Secondary: >10M ohm for 500VDC	
	Standards	cULus 60950-1, cULus 62368-1, IEC 60950-1, IEC 62368-1	
	EMI Emissions	FCC Part 15 Class B, CAN ICES-003(B)/NMB-003(B), EN 55032/CISPR 32 Class B Conducted and Radiated	
	Harmonic Current Emissions	IEC 61000-3-2	
	Voltage Fluctuations & Flicker	IEC 61000-3-3	
	Immunity	EN 55035/CISPR 35: IEC 61000-4-2 (Contact: ±4KV, Air: ±8KV), IEC 61000-4-3, IEC 61000-4-4, IEC 61000-4-5 (± 2kV), IEC 61000-4-6, IEC 61000-4-8, IEC 61000-4-11	
Mechanical	Dimensions (L x W x H)	106.2mm (4.18in) x 40.0mm (1.56in) x 27.3mm (1.07in)	
	Weight	100g	
	Input Connector	IEC320 C6	
	Output Connection	+pins 3,6/ -pins 1,2	
	Data In/Output Connector	Unshielded RJ45	Shielded RJ45
	LED Indicators	Solid Blue: Power “ON”	
Notes	1. The specifications defined are at ambient temperature of 25°C, unless otherwise specified. 2. Not recommended for new designs (NRND). Minimum order quantities apply. 3. Voltage to be measured within 2" of the output RJ45 connector. 4. 20MHz bandwidth frequency oscilloscope, add a 0.1µF multilayer Cap. and Low ESR Electrolytic Cap. (10µF) at output connector terminals (nominal line voltage, full load). 5. Efficiency is measured after 30 minutes burn-in.		



# POE15M-560 Outline Drawing






**Supplier's Declaration of Conformity**  
**47 CFR § 2.1077 Compliance Information**

Phihong USA Corporation  
47800 Fremont Boulevard  
Fremont, CA 94538  
Telephone: (510) 445-0100  
[www.phihong.com](http://www.phihong.com)

*This device complies with/The devices in this product series comply with part 15 of the FCC Rules. Operation is subject to the following two conditions: (1) This device may not cause harmful interference, and (2) this device must accept any interference received, including interference that may cause undesired operation.*

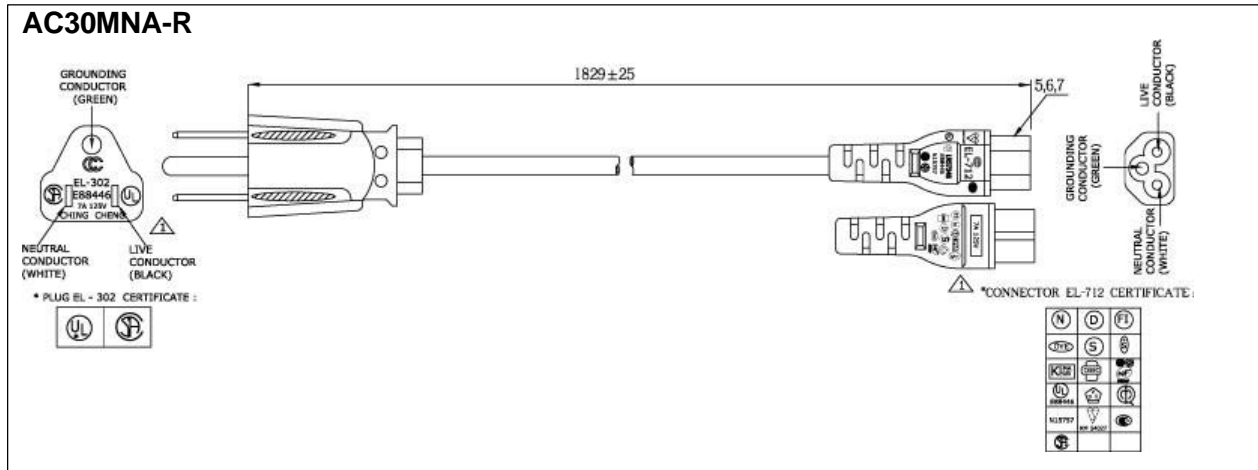


# Line Cords – Sold Separately

Model		AC30MNA-R
Specifications	Plug Type	North America NEMA 5-15P
	Connector	IEC320 C6
	Wire Size	18 AWG
	Temperature	60°C
	Amperage Rating	7A
	Voltage Rating	125V
	Cable Length	1829mm
Safety Approvals		CSA; UL
Photos		



# Line Cords - Outline Drawings



# Mouser Electronics

Authorized Distributor

Click to View Pricing, Inventory, Delivery & Lifecycle Information:

[Phihong:](#)

[POE15M-560](#) [POE15M-560E-R](#) [POE15M-560-R](#)