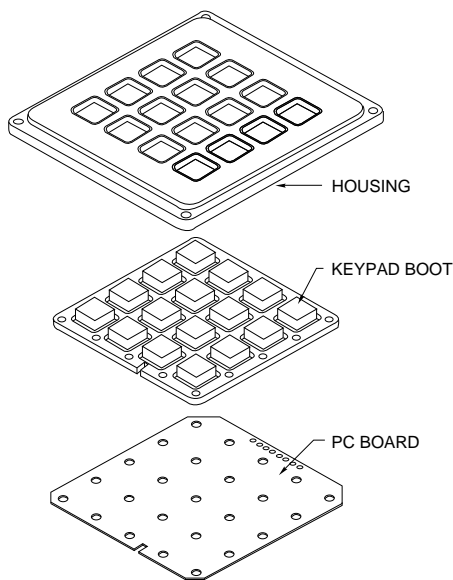


SERIES 96

FEATURES

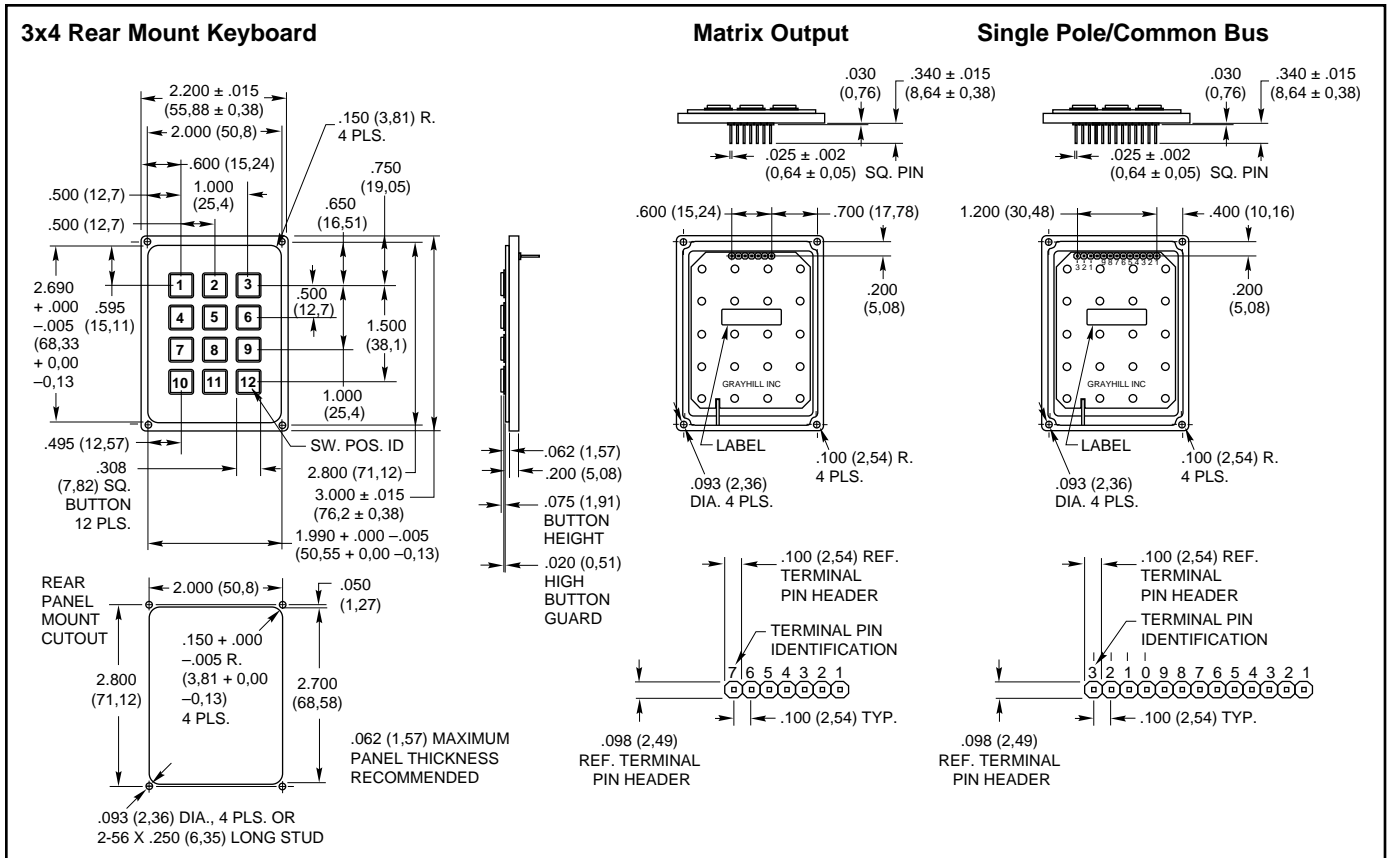
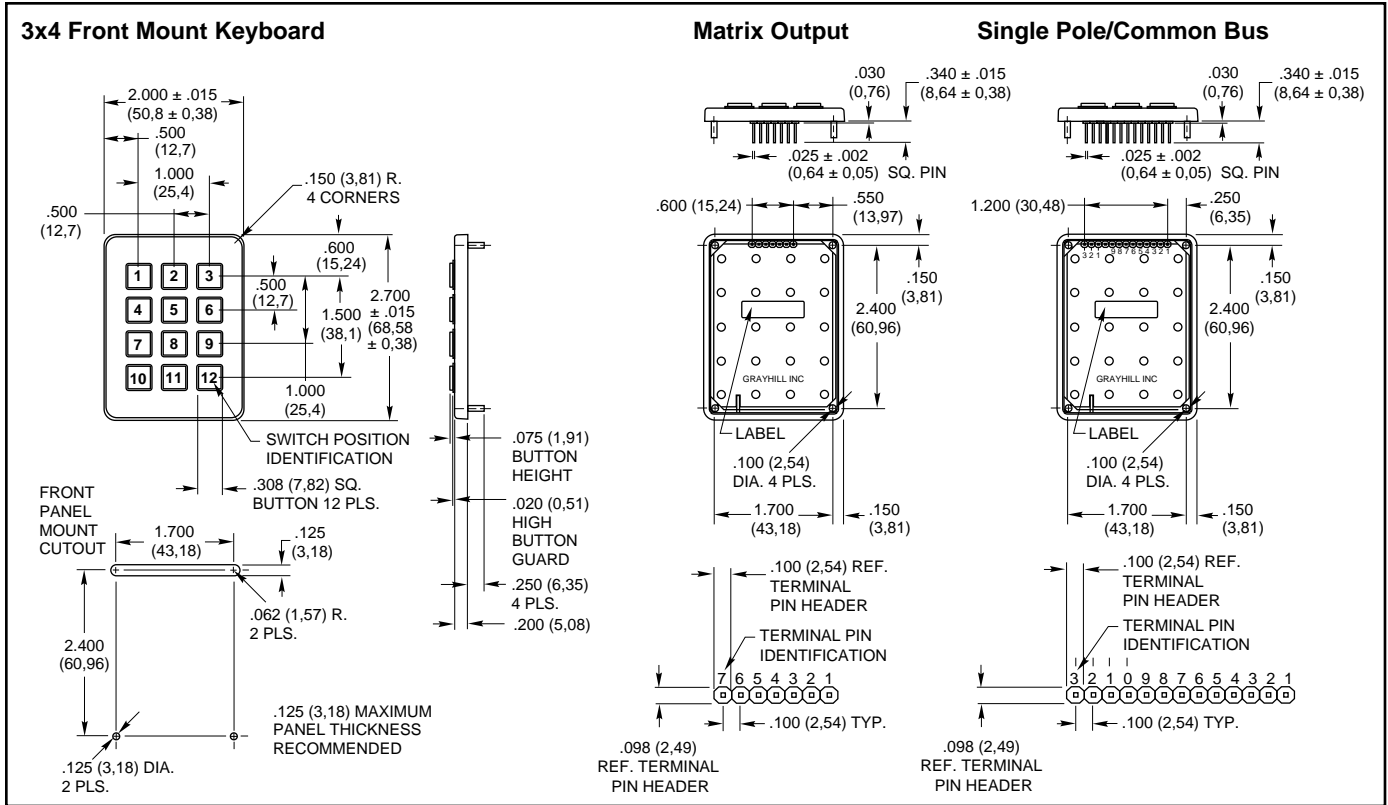
- Quality, Economical Keyboards
- Easily Customized Legends
- Termination Mates With Standard Connectors
- Tactile Feedback to Operator
- 3,000,000 Operations per Button
- Compatible With High Resistance Logic Inputs



The Series 96 is Grayhill's most economical 3x4 and 4x4 keypad family. The contact system utilizes conductive rubber to mate the appropriate PC board traces. Matrix and single pole/common bus circuitry is offered. Built with quality component parts. The Series 96 is subjected to our rigid statistical process control to insure that it meets our reliability standards.

CONDUCTIVE RUBBER KEYPADS

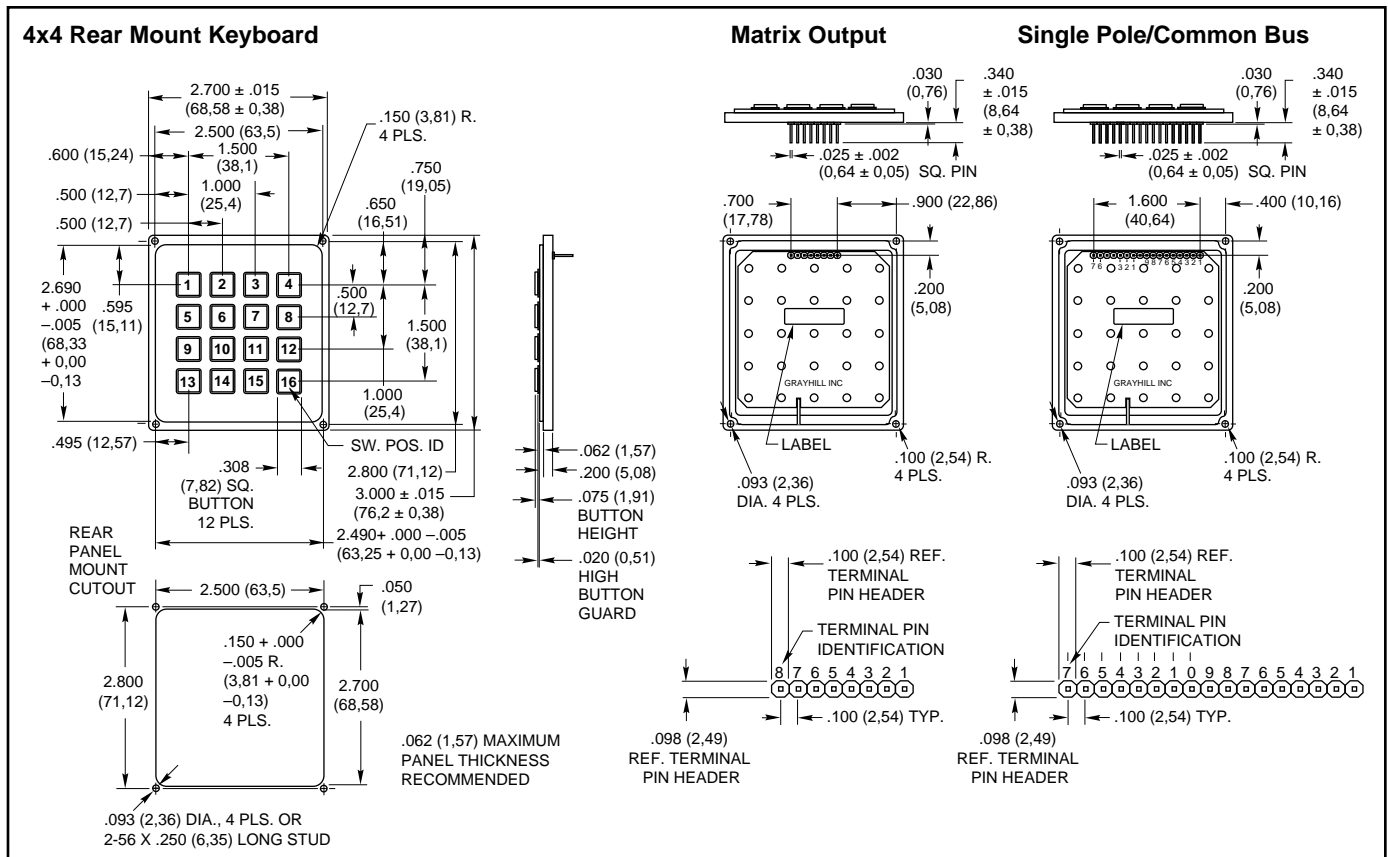
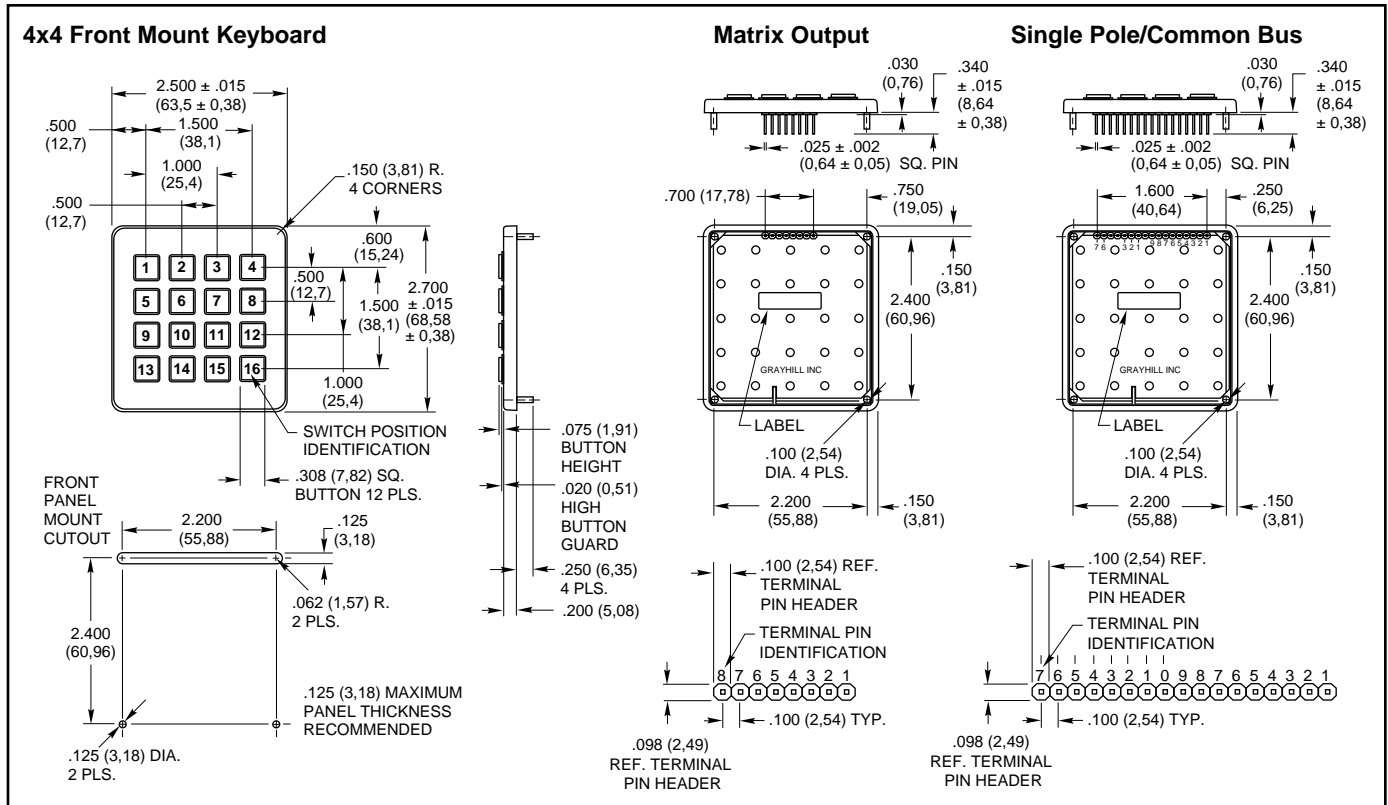
DIMENSIONS In inches (and millimeters)



See page C-7 for code and truth tables, specifications, standard legends and ordering information.

CONDUCTIVE RUBBER KEYPADS

DIMENSIONS In inches (and millimeters)



See page C-7 for code and truth tables, specifications, standard legends and ordering information.

CONDUCTIVE RUBBER KEYPADS

CODE AND TRUTH TABLES

Dots in the chart indicate connected terminals when switch is closed.
Terminals are identified on the keyboard.

12 Button Keypads

3x4		CODES																			
		Matrix				Single Pole/Common Bus															
BUTTON LOCATION	1	•	•	•	•	•	•	•	•	•	•	•	•								
	2	•	•	•	•	•	•	•	•	•	•	•	•								
	3	•	•	•	•	•	•	•	•	•	•	•	•								
	4	•	•	•	•	•	•	•	•	•	•	•	•								
	5	•	•	•	•	•	•	•	•	•	•	•	•								
	6	•	•	•	•	•	•	•	•	•	•	•	•								
	7	•	•	•	•	•	•	•	•	•	•	•	•								
	8	•	•	•	•	•	•	•	•	•	•	•	•								
	9	•	•	•	•	•	•	•	•	•	•	•	•								
	10	•	•	•	•	•	•	•	•	•	•	•	•								
	11	•	•	•	•	•	•	•	•	•	•	•	•								
	12	•	•	•	•	•	•	•	•	•	•	•	•								
		5	6	7	1	2	3	4	5	9	13	4	8	12	3	7	11	2	6	10	1
		TERMINAL LOCATION																			

16 Button Keypads

4x4		CODES																											
		Matrix				Single Pole/Common Bus																							
BUTTON LOCATION	1	•	•	•	•	•	•	•	•	•	•	•	•	•	•	•													
	2	•	•	•	•	•	•	•	•	•	•	•	•	•	•	•													
	3	•	•	•	•	•	•	•	•	•	•	•	•	•	•	•													
	4	•	•	•	•	•	•	•	•	•	•	•	•	•	•	•													
	5	•	•	•	•	•	•	•	•	•	•	•	•	•	•	•													
	6	•	•	•	•	•	•	•	•	•	•	•	•	•	•	•													
	7	•	•	•	•	•	•	•	•	•	•	•	•	•	•	•													
	8	•	•	•	•	•	•	•	•	•	•	•	•	•	•	•													
	9	•	•	•	•	•	•	•	•	•	•	•	•	•	•	•													
	10	•	•	•	•	•	•	•	•	•	•	•	•	•	•	•													
	11	•	•	•	•	•	•	•	•	•	•	•	•	•	•	•													
	12	•	•	•	•	•	•	•	•	•	•	•	•	•	•	•													
	13	•	•	•	•	•	•	•	•	•	•	•	•	•	•	•													
	14	•	•	•	•	•	•	•	•	•	•	•	•	•	•	•													
	15	•	•	•	•	•	•	•	•	•	•	•	•	•	•	•													
	16	•	•	•	•	•	•	•	•	•	•	•	•	•	•	•													
		5	6	7	8	1	2	3	4	4	9	13	17	3	7	12	16	2	6	10	15	1	5	11	14	8			
		TERMINAL LOCATION																											

SPECIFICATIONS

Rating Criteria

Rating at 12 Vdc: 5 milliamps for .5 seconds
Contact Bounce: < 12 milliseconds
Contact Resistance: < 100 ohms (@ stated operating force)
Voltage Breakdown: 250 Vac between components
Mechanical Operation Life: 3,000,000 operations per key
Insulation Resistance: > 10¹² ohms @ 500 Vdc
Push Out Force Per Pin: 5 lbs.

Operating Features

Travel: .040 minimum
Operating Force: 175 ± 40 grams
Operating Temperature: -30°C to +80°C

Material and Finishes

Terminal Pin: Phosphor bronze, solder plated
PC Board: FR-4 glass cloth epoxy
Keypad: Silicone rubber, durometer 50 ± 5
Housing: ABS, cycolac "KJW"
Housing Color: Black

STANDARD LEGENDS

12 Position

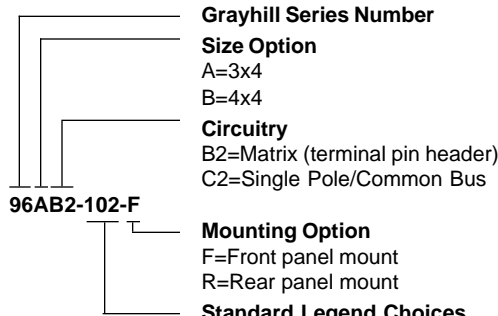
-102 Legend: *Black legends on white button*
 -152 Legend: *White legends on black button*

16 Position

-006 Legend: *Black legends on white button*
 -056 Legend: *White legends on black button*

See page C-4 for Standard Legend configurations.

ORDERING INFORMATION



Grayhill Series Number

Size Option

A=3x4
 B=4x4

Circuitry

B2=Matrix (terminal pin header)
 C2=Single Pole/Common Bus

Mounting Option

F=Front panel mount
 R=Rear panel mount

Standard Legend Choices

12 Position legends

102=Black legends on a white button
 152=White legends on a black button

16 Position legends

006=Black legends on a white button
 056=White legends on a black button

Available from your local Grayhill Distributor

For prices and discounts, contact a local Sales Office, an authorized local Distributor, or Grayhill.

Mouser Electronics

Authorized Distributor

Click to View Pricing, Inventory, Delivery & Lifecycle Information:

[Parallax:](#)

[27944](#)