


LC Fiber Optic Connectors

specifications

LC small form factor (SFF) field polish connectors with rear pivot latch are TIA/EIA-604 FOCIS-10 compatible. LC simplex and duplex connectors are field terminable. The fibers shall terminate in 1.25mm ceramic ferrules with non-optical disconnect functionality and an average insertion loss of .1dB per mated pair for multimode and singlemode fiber.



technical information

Standards requirements:	TIA/EIA-604 FOCIS-10 compatible; exceeds TIA/EIA-568-B.3 requirements
Fiber compatibility:	62.5/125µm OM1, 50/125µm OM2, 10Gig [™] 50/125µm laser optimized OM3 and 9/125µm OS1
Fiber cable type:	900µm tight-buffered cable recommended
Fiber cable size:	1.6mm – 2.0mm jacketed cable
Ferrule type:	Zirconia ceramic ferrule
Insertion loss:	.1dB average (multimode and singlemode)
Return loss:	>20dB (multimode), >40dB (singlemode)

key features and benefits

Rear pivot latch design, robust construction	Longer beam reduces deflection during mating and unmating to reduce latch fatigue, leading to longer cycle life
Anti-snap latch	Low profile latch resists cable snagging
Wide “positive grip” thumb latch	Multi-grooved, full body width thumb latch improves grip for better control during matings/unmatings; promotes fast, easy MACs (moves, adds, changes) in high-density applications
Audible “click” upon successful mating	Provides user with a definitive signal of successful connector mating
Field installable duplex clip with integrated polarity markers	Allows fast, easy field polarity changes without tools; quick identification of polarity
One connector body design for both simplex and duplex applications	A single connector design is used for both simplex and duplex patch cords and inside the wall applications to simplify installation
Protective cap locks onto connector latch with audible “click”	Protective cap automatically locks onto connector latch, completely covering connector end; prevents ferrule end face damage by providing protection from contamination and impact
Anaerobic adhesive field installation	Simplifies and reduces installation time by 50% compared to heat cured epoxy terminations; curing oven/time not required
Rugged body construction	Stable performance under side loads for improved reliability
Independent free-floating ferrules	Ensures physical fiber contact for consistent low return loss, unlike unitary multi-fiber ferrule connectors
1.25mm ceramic ferrules	Provide the highest durability for repeated matings

applications

PANDUIT LC Fiber Optic Connectors provide a rugged solution for high-density telecommunication rooms, LANs, public networks and fiber-to-the-desk applications. LC simplex and duplex connectors are used for equipment cross-connects or interconnects in backbone, horizontal and work

area applications for high-speed data transmissions. The high-density design and 1.25mm ferrules double the port density (compared to SC connectors) to reduce space requirements on racks, enclosures, panels and faceplates.

*MTP is a registered trademark of US Conec Ltd.

www.panduit.com

LC Simplex Fiber Optic Connectors for 900µm Buffered Fiber and 1.6mm – 2.0mm Jacketed Cable

Multimode:	FLCSMEI
Singlemode:	FLCSSBU

LC Duplex Fiber Optic Connectors for 1.6mm – 2.0mm Jacketed Cable

Multimode:	FLCDMEI
Singlemode:	FLCDSBU

LC Duplex Fiber Optic Connectors for 900µm Buffered Fiber

Multimode:	FLCDM900EI
Singlemode:	FLCDS900BU

LC Sr./Jr. SFF Fiber Optic Adapters

Duplex MM:	FADJLCEI-L
Duplex 10Gig[™]:	FADJLCAQ-L
Duplex 10Gig[™] (zirc.):	FADJLCZAQ-L
Simplex 10Gig[™] (zirc.):	FASJLCZAQ-L
Duplex SM (zirc.):	FADJLCZBU-L
Simplex SM (zirc.):	FASJLCZBU-L

L = Bag of 50 adapters; 100 per carton.
For Sr./Sr., replace J in part number with S.

MINI-COM[®] Sr./Jr. LC Adapter Modules

Duplex MM:	CMDJLC**
Duplex 10Gig[™]:	CMDJAQLCBL
Duplex 10Gig[™] (zirc.):	CMDJAQLCZBL
Duplex SM (zirc.):	CMDJLCZ**

For Sr./Sr., replace J in part number with S.

OPTICOM[®] LC Fiber Adapter Panels

6 duplex 10Gig[™]:	FAP6WAQDLCZ
6 duplex MM:	FAP6WEIDL
6 duplex SM (zirc.):	FAP6WBUDLCZ
12 duplex MM:	FAP12WEIDL
12 simplex SM (zirc.):	FAP12WBULCZ

OPTICOM[®] QUICKNET[™] Pre-Terminated MTP[®] Cassettes

6 LC to MTP[®] (12f):	FC^12-10
12 LC to 2 MTP[®] (24f):	FC^24-10

OPTI-CORE[®] Fiber Optic Patch Cords

Duplex LC to LC:	F^E10-10M‡
Simplex LC to LC:	F^F10-10M‡
Simplex LC to pigtail:	F^B10-NM‡

LC Termination Tooling

110V termination kit:	FLPKIT
230V termination kit:	FLPKIT-W
Refurbishment kit:	FLPKIT-RFB

HD Connector Removal Tool

For LC and SC:	HDCRT
-----------------------	-------

**Substitute for module color:
EI = Electric Ivory BU = Blue
IG = International Gray WH = White
TG = Technical Gray BL = Black
AW = Arctic White W = Off White
EW = European White

^Substitute for fiber type:
X (OM3 – 10Gig[™] 50/125µm), 5 (OM2 – 50/125µm), 6 (OM1 – 62.5/125µm) or 9 (OS1 – 9/125µm).

‡Substitute for length in meters: 1, 2, 3, 5 or 10 for patch cords, and 1, 2 or 3 for pigtails; singlemode patch cords are also available in 12, 15, 25 or 30 meter lengths. Contact Customer Service for other available lengths.

LC Fiber Optic Connectors

performance information

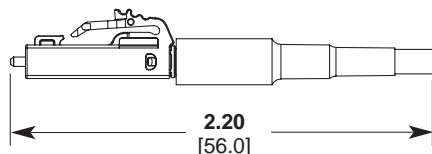
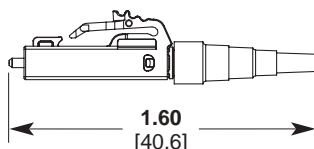
Test Parameter	Description	Result
Qualification test suite (TIA/EIA-568-B.3 requirements)	Complete testing protocol per TIA/EIA-568-B.3 using TIA/EIA FOTPs that include mechanical, environmental and optical test sequences	Compliant; exceeds TIA/EIA-568-B.3 requirements
Connector intermatability	Dimensional and material compliance to TIA/EIA standards	All connectors are FOCIS compatible with TIA/EIA-604-10

selection information

Part Number	Connector Type	Cable Type	Fiber	Ferrule	Housing Color	Boot Color	Average Insertion Loss*	Return Loss
FLCSMEI	Simplex	900µm buffered fiber and 1.6mm – 2.0mm jacketed cable	Multimode	Zirconia Ceramic	Electric Ivory	Electric Ivory	.1dB	>20
FLCDMEI	Duplex	1.6mm – 2.0mm jacketed cable						
FLCDM900EI	Duplex	900µm buffered fiber						
FLCSSBU	Simplex	900µm buffered fiber and 1.6mm – 2.0mm jacketed cable	Singlemode	Zirconia Ceramic	Blue	Blue	.1dB	>40
FLCDSBU	Duplex	1.6mm – 2.0mm jacketed cable						
FLCDS900BU	Duplex	900µm buffered fiber						

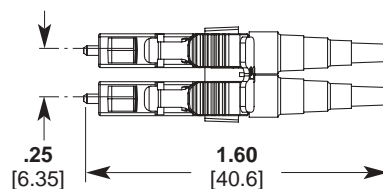
*All connector insertion loss values calculated from tests taken with precision launch jumper assemblies per TIA/EIA-FOTP-171.

LC Simplex Connectors For 900µm Fiber and 1.6mm – 2.0mm Jacketed Cable

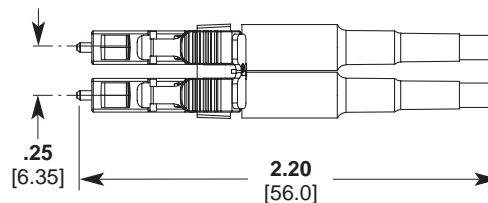


FLCSMEI, FLCSSBU

LC Duplex Connectors For 900µm Fiber or 1.6mm – 2.0mm Jacketed Cable



FLCDM900EI, FLCDS900BU



FLCDMEI, FLCDSBU

Dimensions are in inches [Dimensions in brackets are in millimeters].

WORLDWIDE SUBSIDIARIES AND SALES OFFICES

PANDUIT CANADA
Markham, Ontario
cs-cdn@panduit.com
Phone: 800.777.3300

PANDUIT EUROPE LTD.
London, UK
cs-emea@panduit.com
Phone: 44.20.8601.7200

PANDUIT SINGAPORE PTE. LTD.
Republic of Singapore
cs-ap@panduit.com
Phone: 65.6379.6700

PANDUIT JAPAN
Tokyo, Japan
cs-japan@panduit.com
Phone: 81.3.3767.7011

PANDUIT LATIN AMERICA
Jalisco, Mexico
cs-la@panduit.com
Phone: 52.333.666.2501

PANDUIT AUSTRALIA PTY. LTD.
Victoria, Australia
cs-aus@panduit.com
Phone: 61.3.9794.9020

For a copy of *PANDUIT* product warranties, log on to www.panduit.com/warranty



For more information
Visit us at www.panduit.com
Contact Customer Service by email: cs@panduit.com
or by phone: 800-777-3300 and reference FBSP13

©2005 *PANDUIT* Corp.
ALL RIGHTS RESERVED.
Printed in the U.S.A.
WW-FBSP13
Replaces SA-FBSP07
10/2005

Mouser Electronics

Authorized Distributor

Click to View Pricing, Inventory, Delivery & Lifecycle Information:

Panduit:

[FLCDM900EI](#)