

# Push Mounts and Assemblies

## specifications

Fasteners for automotive wire harnesses shall provide fifty pounds of pull-out force with no more than 45° maximum rotation of the installed bundle. When installed in the panel, the fastening method shall firmly retain a minimum wire gauge of 12 AWG within  $\pm 10\text{mm}$  (.394") of the initial installation point. The mounts shall require no more than 14 pounds of insertion force. Mounts with wider cable tie slot capability may have a proportionately higher insertion and pull-out capability. Mounts shall be self-tensioning to prevent rattles and degradation of the mount over the life of the vehicle. The material for the mounts and the cable ties shall be heat stabilized Nylon 6.6, black. Application temperature range shall be -60°C to 115°C (-76°F to 239°F).



## technical information

<b>Material:</b>	Heat Stabilized Nylon 6.6
<b>Flammability:</b>	Meets UL94 V-2, passes FMVSS 302
<b>Color:</b>	Black
<b>Application temperature range:</b>	-60°C to 115°C (-76°F to 239°F) continuous
<b>Chemical resistance at 21°C (70°F):</b>	Excellent resistance to common transportation fluids including: ethylene glycol, gasoline, jet fuel, hydraulic fluid, transmission fluids and 10% sodium chloride solution
<b>Insertion force:</b>	14 pounds maximum*
<b>Environmental compliance:</b>	Meets 2000/53/EC ELV and 2002/95/EC RoHS standards and all industry standards for hazardous material content

\*Insertion force for PUM-925 is 30 pounds at nominal hole size.

## key features and benefits

<b>Unique alternating barb design</b>	Provides increased retention and lower insertion force, reducing operator fatigue and improving productivity
<b>Umbrella fir tree design</b>	Locks securely into position and can be rotated 360 degrees, giving you a wider application range than fixed barb designs; also seals against dust and moisture
<b>Exclusive contoured anvil head</b>	Firmly retains a minimum wire gauge of 12 AWG (2mm Ø) within $\pm 10\text{mm}$ (.394") of the initial installation point, providing a low profile design
<b>Assemblies with PLT cable ties</b>	Provide routing and anchoring for wire harnesses, significantly reducing harness assembly time
<b>Production Parts Approval Process (PPAP), 3-D, and International Materials Data Sheet (IMDS) capability</b>	Meets the needs of Verband der Automobilindustrie (VDA) and Automotive Industry Action Group (AIAG) compliant documentation, allowing parts to be listed to IMDS site ID

## applications

PANDUIT push mounts with umbrellas and push mount assemblies are a reliable and cost effective solution for securing wire harnesses in the automotive, marine, white goods, heavy equipment and mass transit-rail markets. Designed for 4.6mm to 10.0mm through holes and variable panel thicknesses, the push mounts insert easily and exceed

manufacturers' requirements for primary anchors of wire harnesses. The PANDUIT push mounts with umbrellas are compatible with all standard PAN-TY® Cable Ties up to the standard 50 pound loop tensile ties. The PUM-925-M30 mount has expanded slot capability which allows the use of the 120 pound loop tensile Light-Heavy cable ties.

### Push Mounts with Umbrella

4.6mm – 4.9mm (.18" – .19") panel hole diameter range:	PUM-049-M30
6.3mm – 7.1mm (.25" – .28") panel hole diameter range:	PUM-071-M30
9.0mm – 10.0mm (.35" – .40") panel hole diameter range:	PUM-100-M30
8.8mm – 9.3mm (.34" – .36") panel hole diameter range:	PUM-925-M30

### Push Mount Assemblies with PAN-TY® Cable Ties

4.6mm – 4.9mm (.18" – .19") panel hole diameter range:	PUM-049-2S-D30
6.3mm – 7.1mm (.25" – .28") panel hole diameter range:	PUM-071-2S-D30
9.0mm – 10.0mm (.35" – .40") panel hole diameter range:	PUM-100-2S-D30
8.8mm – 9.3mm (.34" – .36") panel hole diameter range:	PUM-925-3H-T30

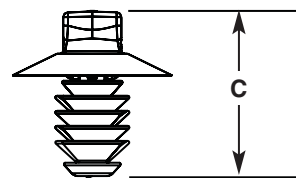
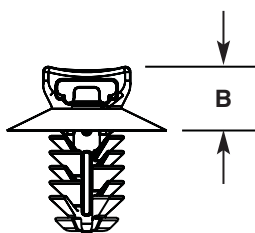
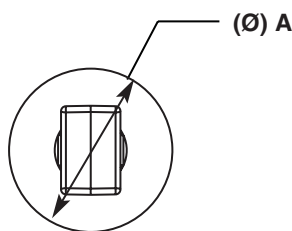
### Push Mount Assembly with DOME-Top® Barb Ty Cable Tie

6.3mm – 7.1mm (.25" – .28") panel hole diameter range:	PUM-071-B2S-D30
---	-----------------

# Push Mounts and Assemblies

## Push Mounts with Umbrella

Part Number	Used With Cable Ties	Footprint (Ø) A In. (mm)	Panel to Top of Mount B		Overall Height C		Hole Size Range		Panel Thickness Range		Std. Pkg. Qty.	Bulk Pkg. Qty.
			In.	mm	In.	mm	In.	mm	In.	mm		
PUM-049-M30	Miniature, Intermediate, Standard	.67 (17)	.26	6.6	.54	13.8	.18 – .19	4.6 – 4.9	.03 – .19	.7 – 3.0	1000	5000
PUM-071-M30		.67 (17)	.26	6.6	.67	16.9	.25 – .28	6.3 – 7.1	.03 – .28	.8 – 7.0	1000	5000
PUM-100-M30		.64 (16)	.26	6.6	.67	16.9	.35 – .40	9.0 – 10.0	.03 – .28	.8 – 7.0	1000	5000
PUM-925-M30	Miniature, Intermediate, Standard, Light-Heavy	.77 (20)	.30	7.6	1.05	26.7	.34 – .36	8.8 – 9.3	.04 – .62	1.0 – 16.0	1000	5000



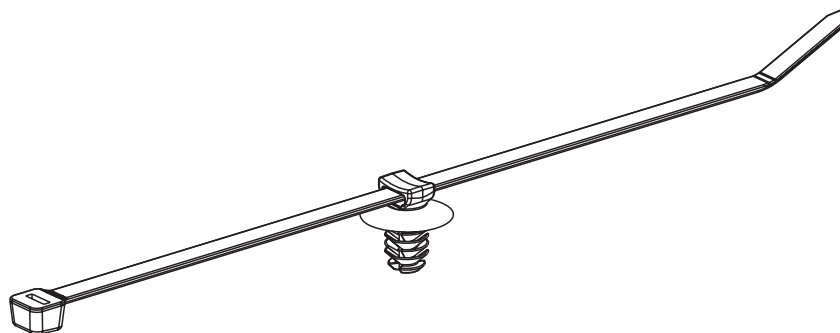
## Push Mount Assemblies

Part Number	Footprint In. (mm)	Max. Bundle Diameter		Panel to Top of Mount		Overall Height		Hole Size Range		Panel Thickness Range		Std. Pkg. Qty.	Bulk Pkg. Qty.
		In.	mm	In.	mm	In.	mm	In.	mm	In.	mm		
PUM-049-2S-D30*	.67 (17)	1.88	48	.26	6.6	.54	13.8	.18 – .19	4.6 – 4.9	.03 – .19	.7 – 3.0	500	500
PUM-071-2S-D30*	.67 (17)	1.88	48	.26	6.6	.67	16.9	.25 – .28	6.3 – 7.1	.03 – .28	.8 – 7.0	500	500
PUM-100-2S-D30*	.64 (16)	1.88	48	.26	6.6	.67	16.9	.35 – .40	9.0 – 10.0	.03 – .28	.8 – 7.0	500	500
PUM-925-3H-T30**	.77 (20)	3.00	76	.30	7.6	1.05	26.7	.34 – .36	8.8 – 9.3	.04 – .62	1.0 – 16.0	200	200
PUM-071-B2S-D30***	.67 (17)	2.00	51	.26	6.6	.67	16.9	.25 – .28	6.3 – 7.1	.03 – .28	.8 – 7.0	500	500

\*PLT2S cable tie included in assembly. This cable tie is manufactured with heat stabilized, black Nylon 6.6 and is approved for continuous use from -60°C to 115°C (-76°F to 239°F).

\*\*PLT3H cable tie included in assembly. This cable tie is manufactured with heat stabilized, black Nylon 6.6 and is approved for continuous use from -60°C to 115°C (-76°F to 239°F).

\*\*\*BT2S cable tie included in assembly. This cable tie is manufactured with heat stabilized, black Nylon 6.6 and is approved for continuous use from -60°C to 115°C (-76°F to 239°F).



### WORLDWIDE SUBSIDIARIES AND SALES OFFICES

PANDUIT CANADA  
Markham, Ontario  
cs-cdn@panduit.com  
Phone: 800.777.3300

PANDUIT EUROPE LTD.  
London, UK  
cs-emea@panduit.com  
Phone: 44.20.8601.7200

PANDUIT SINGAPORE PTE. LTD.  
Republic of Singapore  
cs-ap@panduit.com  
Phone: 65.6305.7575

PANDUIT JAPAN  
Tokyo, Japan  
cs-japan@panduit.com  
Phone: 81.3.3767.7011

PANDUIT LATIN AMERICA  
Jalisco, Mexico  
cs-la@panduit.com  
Phone: 52.333.777.6000

PANDUIT AUSTRALIA PTY. LTD.  
Victoria, Australia  
cs-aus@panduit.com  
Phone: 61.3.9794.9020

For a copy of PANDUIT product warranties, log on to [www.panduit.com/warranty](http://www.panduit.com/warranty)



For more information  
Visit us at [www.panduit.com](http://www.panduit.com)  
Contact Customer Service by email: [cs@panduit.com](mailto:cs@panduit.com)  
or by phone: 800-777-3300 and reference WASP04

©2008 PANDUIT Corp.  
ALL RIGHTS RESERVED.  
WW-WASP04  
10/2008

# Mouser Electronics

Authorized Distributor

Click to View Pricing, Inventory, Delivery & Lifecycle Information:

[Panduit:](#)

[PUM-049-C2S-D30](#) [PUM-071-C3S-D30](#) [PUM-071-C4S-D30](#) [PUM-071-25S-D30](#) [PUM-100-C2S-D30](#) [PUM071-R2S-](#)  
[C30](#) [PUM071-R2S-D30](#)