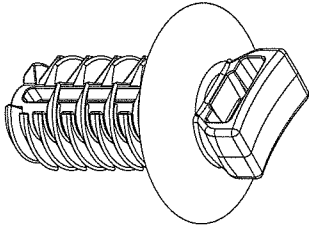
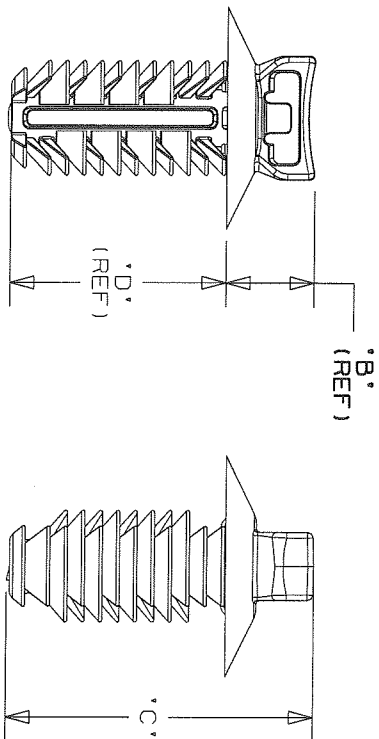
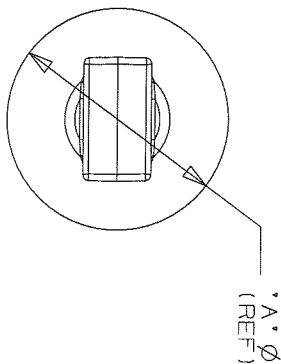


THIS COPY IS PROVIDED ON A RESTRICTED BASIS AND IS NOT TO BE USED IN ANY WAY DETRIMENTAL TO THE INTERESTS OF PANDUIT CORPORATION.

PANDUIT PART NUMBER	USED WITH CABLE TIES	DIMENSIONS				MATERIAL	WEIGHT grams/100pcs
		'A' (REF)	'B' (REF)	'C'	'D' (REF)		
PUM-925--30	M, I, S, LH, H	19.6	6.6	26.7	19.1	HEAT STABILIZED NYLON 6/6 BLACK	116.4

NOTES:

1. SEE CURRENT PRICE SHEET FOR PART NUMBER SUFFIX DESIGNATION FOR PACKAGE SIZE, AND COLOR.
2. (*) DIMENSIONAL VARIANCE IS POSSIBLE DUE TO MOLDING PROCESS RELATED SINK MARKS.
3. APPLICATION SPECIFICATION:
HOLE DIAMETER: 8.8 - 9.3 mm
PANEL THICKNESS: 1.0 - 16.0 mm



SCALE 1.5:1

CAD FILENAME/LAYERS

G03151BC-DC-GB0239MO/09B

PANDUIT

CORP.

TINLEY PARK, ILLINOIS

PUM-925--30
PUSH UMBRELLA MOUNT 925

UNLESS OTHERWISE SPECIFIED, ALL
DIMENSIONS ARE METRIC
TOLERANCE: $\pm 0.5\text{MM}$

09B	9-26-08	PSG	ADDED, & RENAMED DIMENSIONS	GB0239MO	09B	KLN			
09A	8-22-08	PSG	REMOVED 2 DIM, REMOVED RIB FROM HEAD, UPDATED FILE NAME AND CHANGED REV STYLE	GB0239MO	09A				
R	12-29-06	TMSA	INITIAL RELEASE	GB0239MO	R				
REV	DATE	BY	CHK	DESCRIPTION	ECN	R	CUST	SUP	

DRAWN BY	TMSA	MAT'L:	SCALE	1.5:1 UNLESS NOTED
DATE	12-29-06		DRAWING NO.	GB0239MO
CHK'D	KLN		DWG	A

SEE TABLE

Mouser Electronics

Authorized Distributor

Click to View Pricing, Inventory, Delivery & Lifecycle Information:

[Panduit:](#)

[PUM-925-C0](#)