

# SmartZone™ G5 Electronic Swinghandle with Optional Built-In Card Reader

## specifications

Panduit Electronic Swinghandle provides intelligent electronic locking and monitoring capabilities with or without an integrated card reader. The Swinghandle is part of the door access and control range of sensors and can be installed as part of a rack access control topology, where captured data is transmitted to, and retained within, a connected SmartZone™ G5 iPDU. This data can be used to manage access control through a SmartZone™ G5 iPDU WebUI, or through the SmartZone™ DCIM Software Platform. Third Party DCIM Software Suites also supported through the SNMP protocol.



## technical information

<b>Dimensions:</b>	With card reader - 8.27 inches x 1.46 inches (210 x 37 mm)
	Without card reader - 6.6 inches x 1.46 inches (168 mm x 37 mm)

## key features and benefits

<b>Door Access and Control Monitoring</b>	Controls access to a rack or cabinet in a data center and provides physical status of a door.
<b>Optional combined electronic lock and card reader</b>	Integrated Prox Card Reader allows wireless direct access to authorized personnel.
<b>Cabinet Compatibility</b>	Seamlessly integrates into a Panduit® Net Access™ N-Type or S-Type Cabinet. Many 3rd party cabinets also supported. See dimensions to confirm interoperability.
<b>Interface Connection</b>	Must use Access Hub and respective Cold or Hot aisle harnesses depending on selected electronic swinghandle.
<b>SmartZone™ Software Suite Integration</b>	Captures data that is consolidated by connected SmartZone™ G5 iPDU then utilized by SmartZone™ Software for real-time monitoring management and automated documentation.

## applications

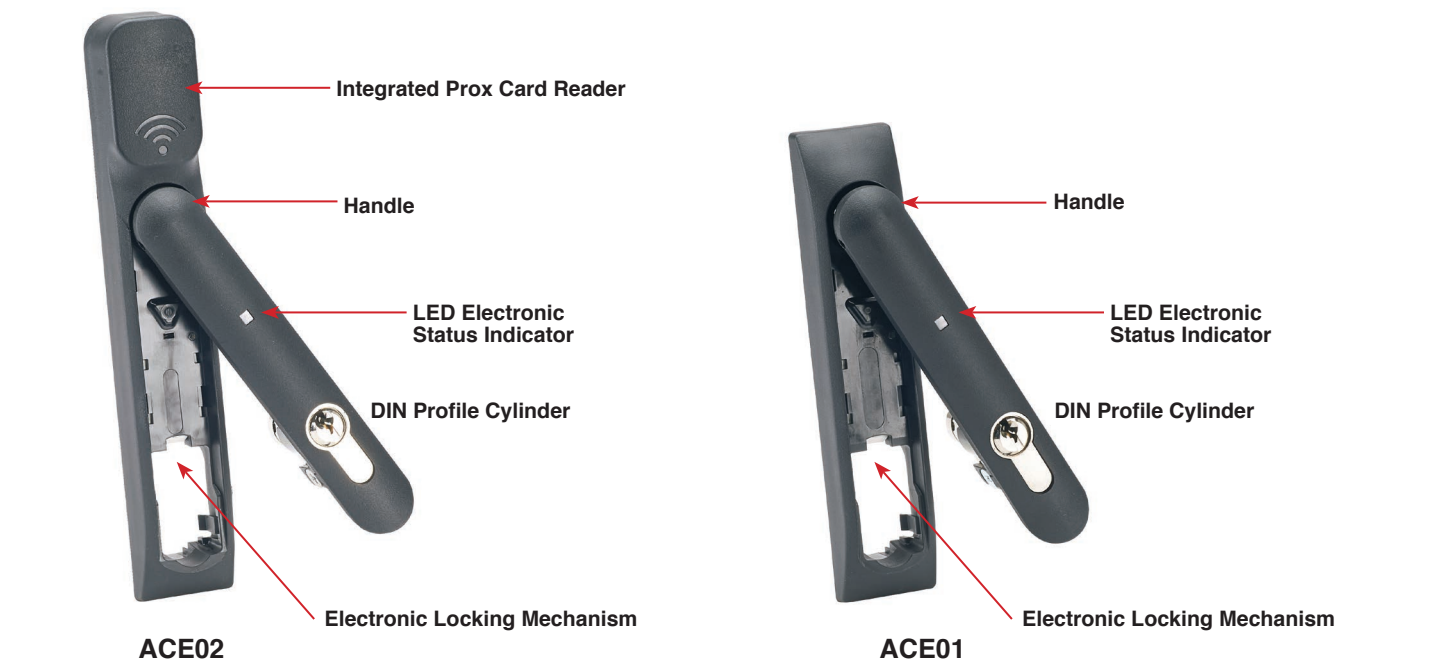
The SmartZone™ Swinghandle with optional built-in Prox Card Reader enables effective door access and control. These sensors are designed for indoor mounting to a rack or cabinet in a data center.

The SmartZone™ Swinghandle connects directly to SmartZone™ G5 iPDU via an Access Hub and respective Access Hub Harnesses (sold separately) and transmits real-time information to SmartZone™ DCIM Software to provide notification of handle status.

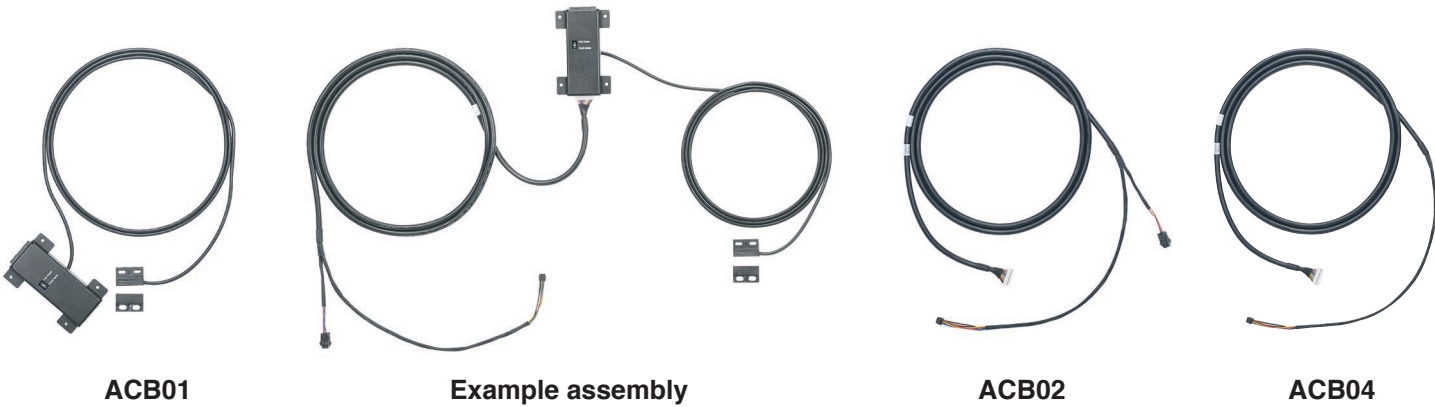
technical specification

Parameters	With card reader
Degree of Protection	IP55
Electrical Connection to the Gateway	RJ45
Sensor Supply Voltage Range	12V DC
Operating Current	Less than 200 mA at 12V DC
Peak/Stall Current	100 mA (1 Amp)
Input Signal	125kHz (Prox Card Reader) & 13.56 MHz (26 bits of data) Not applicable to standard swinghandle kit without integrated card reader.
Output Signal	200 mA max. load
Standby Current	50 mA max.
Operating Temperature	32°F to 149°F (0°C to 65°C)
Card Proximity Distance	70mm (2.75 inches) Not applicable to standard swinghandle kit. Not applicable to standard swinghandle kit without integrated card reader.

swinghandle with or without integrated card reader



swinghandle access hub and wire harnesses assemblies



# SmartZone™ G5 Electronic Swinghandle with Optional Built-In Card Reader

## Swinghandles, Hub, and Harnesses

Item Number	Description
ACE01	SmartZone™ G5 iPDU Electronic Swinghandle without Card Reader.
ACE02	SmartZone™ G5 iPDU Electronic Swinghandle with Low Frequency (125 kHz) Card Reader.
ACE03	SmartZone™ G5 iPDU Electronic Swinghandle with High Frequency (13.56 MHz) Card Reader.
ACB01	SmartZone™ G5 iPDU Access Hub for Electronic Swinghandle (Cold & Hot Aisle Selectable).
ACB02	SmartZone™ G5 iPDU Access Hub Harness Cold Aisle (front of cabinet) for ACE02 and ACE03.
ACB03	SmartZone™ G5 iPDU Access Hub Harness Hot Aisle (rear of cabinet) for ACE02 and ACE03.
ACB04	SmartZone™ G5 iPDU Access Hub Harness Cold Aisle (front of cabinet) for ACE01.
ACB05	SmartZone™ G5 iPDU Access Hub Harness Hot Aisle (rear of cabinet) for ACE01.

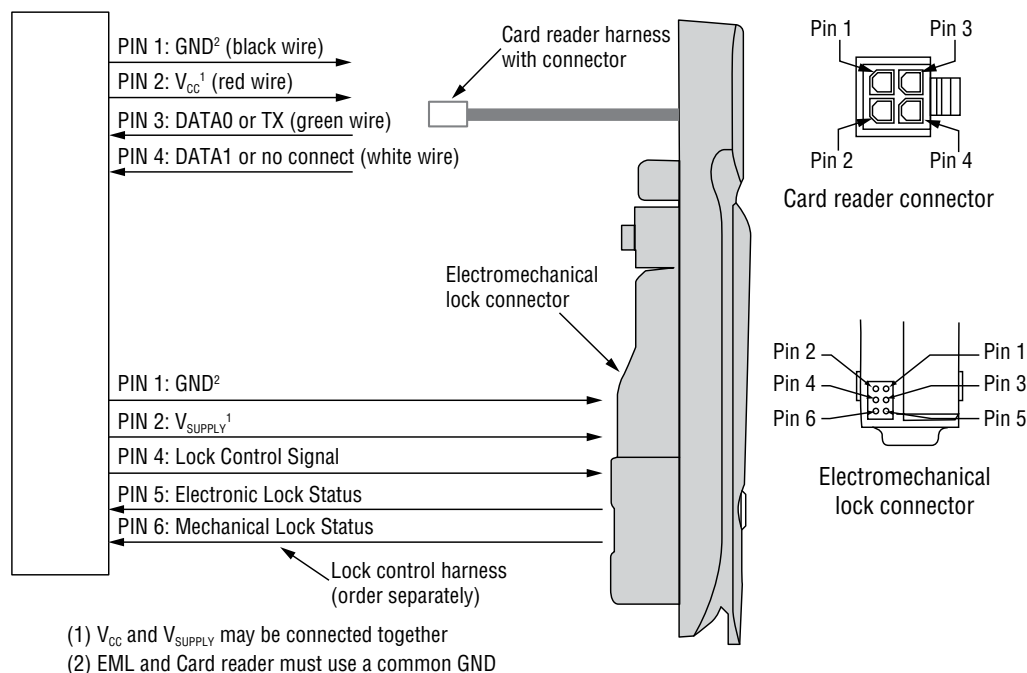
For installation instructions please see iPDU installation guide.

## Optional and Spare Parts for Tumblers and Keys (10 Pack)

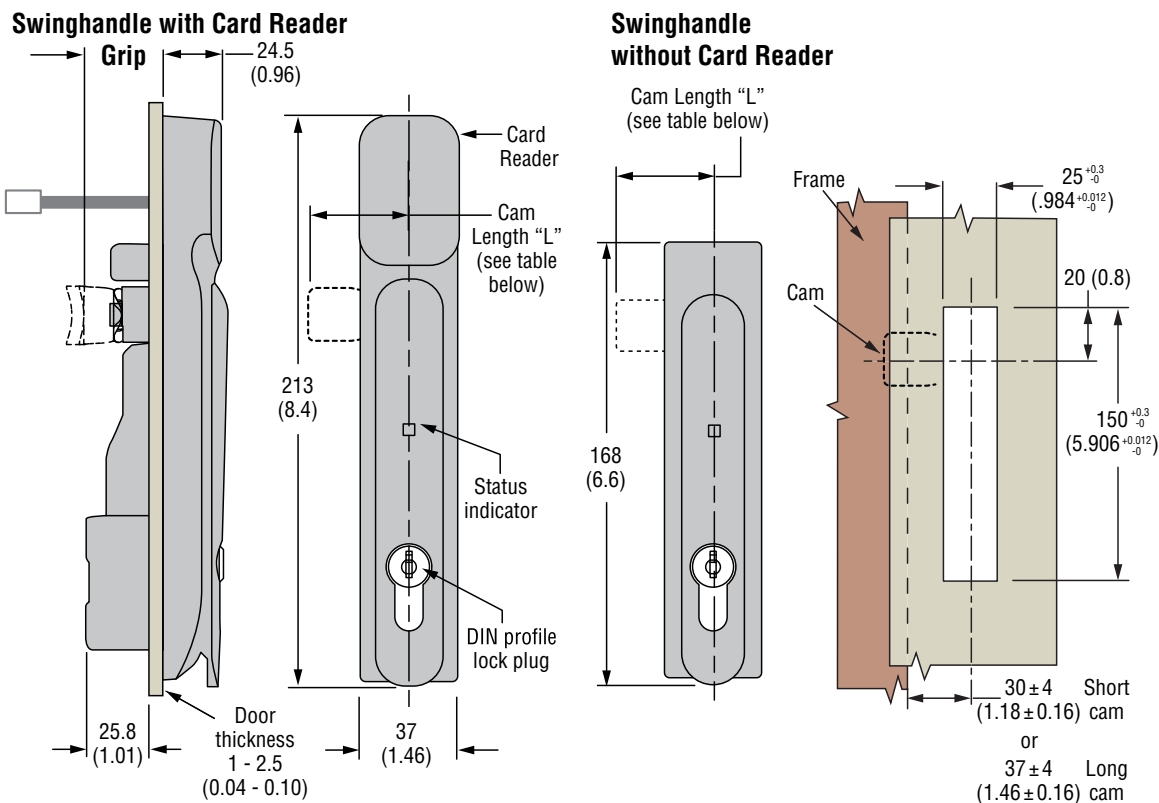
Item Number	Description
KE001X	Base Key for Tumbler TU001X, for ACE01, ACE02, ACE03.
KE006X	Option 1 Key for Tumbler TU006X, for ACE01, ACE02, ACE03.
KE007X	Option 2 Key for Tumbler TU007X, for ACE01, ACE02, ACE03.
KE008X	Option 3 Key for Tumbler TU008X, for ACE01, ACE02, ACE03.
KE010X	Option 4 Key for Tumbler TU010X, for ACE01, ACE02, ACE03.
KE011X	Option 5 Key for Tumbler TU011X, for ACE01, ACE02, ACE03.
TU001X	Base Tumbler for Key KE001X, for ACE01, ACE02, ACE03.
TU006X	Option 1 Tumbler for Key KE006X, for ACE01, ACE02, ACE03.
TU007X	Option 2 Tumbler for Key KE007X, for ACE01, ACE02, ACE03.
TU008X	Option 3 Tumbler for Key KE008X, for ACE01, ACE02, ACE03.
TU010X	Option 4 Tumbler for Key KE010X, for ACE01, ACE02, ACE03.
TU011X	Option 5 Tumbler for Key KE011X, for ACE01, ACE02, ACE03.
TU000X	OPTIONAL KEYLESS PLUG FOR ACE01, ACE02, ACE03.

60 Day Lead time on Optional Tumblers

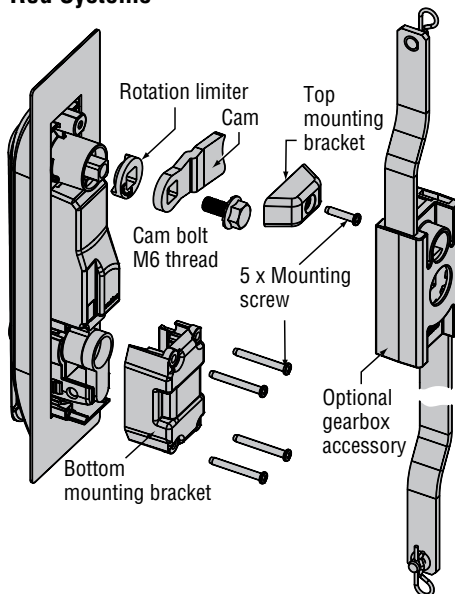
### Connection Diagram



# SmartZone™ G5 Electronic Swinghandle with Optional Built-In Card Reader



## Rod Systems



## WORLDWIDE SUBSIDIARIES AND SALES OFFICES

PANDUIT US/CANADA  
Phone: 800.777.3300

PANDUIT EUROPE LTD.  
London, UK  
cs-emea@panduit.com  
Phone: 44.20.8601.7200

PANDUIT SINGAPORE PTE. LTD.  
Republic of Singapore  
cs-ap@panduit.com  
Phone: 65.6305.7575

PANDUIT JAPAN  
Tokyo, Japan  
cs-japan@panduit.com  
Phone: 81.3.6863.6000

PANDUIT LATIN AMERICA  
Guadalajara, Mexico  
cs-la@panduit.com  
Phone: 52.33.3777.6000

PANDUIT AUSTRALIA PTY. LTD.  
Victoria, Australia  
cs-aus@panduit.com  
Phone: 61.3.9794.9020

For a copy of Panduit product warranties, log on to [www.panduit.com/warranty](http://www.panduit.com/warranty)

For more information

Visit us at [www.panduit.com](http://www.panduit.com)

Contact Customer Service by email: [cs@panduit.com](mailto:cs@panduit.com)  
or by phone: 800.777.3300

**PANDUIT®**

©2019 Panduit Corp.  
ALL RIGHTS RESERVED.  
PUSP72--WW-ENG  
3/2019

# Mouser Electronics

Authorized Distributor

Click to View Pricing, Inventory, Delivery & Lifecycle Information:

Panduit:

[ACB01](#) [ACB02](#) [ACB03](#) [ACB04](#) [ACB05](#) [ACE01](#) [ACE02](#) [ACE03](#)