


# NetKey® Category 6A Punchdown Jack Module

# PANDUIT®

DATA SHEET

## specifications

Category 6A/Class E<sub>A</sub>, 8-position keystone jack module shall terminate unshielded twisted 4-pair, 22 – 26 AWG, 100 ohm cable. Punchdown tool properly terminates each conductor for optimum performance. Universal label is color-coded T568A and T568B wiring schemes.



## technical information

<b>Category 6A/Class E<sub>A</sub> channel and component performance:</b>	Exceeds ANSI/TIA-568-C.2 Category 6A and ISO 11801 Class E <sub>A</sub> channel requirements at swept frequencies up to 500 MHz Exceeds ANSI/TIA-568-C.2 and ISO 11801 Class E <sub>A</sub> standards at swept frequencies up to 500 MHz
<b>FCC compliance:</b>	Complies with ANSI/TIA-1096-A (formerly FCC Part 68); contacts plated with 50 microinches of gold for superior performance
<b>IEC compliance:</b>	Meets IEC 60603-7
<b>PoE compliance:</b>	Supports IEEE 802.3af/802.3at and proposed 802.3bt type 3 and type 4 PoE applications
<b>Safety compliance:</b>	cULus Listed; UL 1863 and CAN/CSA-C22.2 (UL File E129886)
<b>RoHS compliance:</b>	Compliant

## key features and benefits

<b>100% performance tested</b>	Confidence that each jack module delivers specified performance
<b>110 style punchdown termination</b>	Utilizes industry standard termination style and includes wire retention cap
<b>Modular</b>	Universal keystone jack modules snap in and out of all NetKey® Faceplates, Modular Patch Panels, and Surface Mount Boxes for fast moves, adds, and changes
<b>Individually serialized</b>	Marked with quality control number for future traceability
<b>Convenience packaging (optional)</b>	25 jacks packaged in one easy to open container, eliminating the time to open each individual package and reducing on-site waste; ideal for high volume installations

## applications

NetKey® Category 6A Punchdown Jack Modules provide a cost effective medium for ensuring that network bandwidth needs are easily met today and tomorrow. The NetKey® Solution helps organizations efficiently and reliably meet data transmission needs.

With certified performance to ISO 11801 and ANSI/TIA-568-C.2 Category 6A component standards, this system will support high bandwidth applications such as those required by education, healthcare, finance, and banking.

### NetKey® Category 6A Jack Module

**Module:** NK6X88M\*  
**Bulk pack of 24 jack modules:** NK6X88M\*-Q

### Termination and Cable Prep Tools

**Punchdown tool:** PDT110‡  
**Punchdown base:** NKSPB  
**JackRapid<sup>†</sup>**  
**Termination Tool:** JR-PAN-2‡‡  
**Cable stripping tool:** CWST  
**Cable stripping tool:** CFAST

\*To designate a color, add suffix IW (Off White), EI (Electric Ivory), IG (Int'l Gray), WH (White), BL (Black), OR (Orange), RD (Red), BU (Blue), GR (Green) or YL (Yellow).

‡Terminates the NetKey® Keystone Punchdown Jack Module and NetKey® Patch Panel.

‡‡Terminates the NetKey® Keystone Punchdown Jack Module. Fluke JackRapid<sup>†</sup> Termination Tool available through distribution. To locate the local office, visit [www.flukenetworks.com/contact](http://www.flukenetworks.com/contact).  
\*JackRapid is a trademark of Fluke Networks.

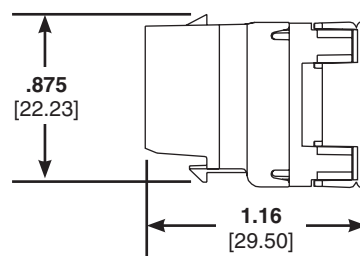
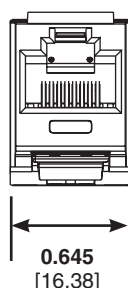
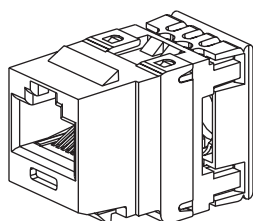
# NetKey® Category 6A Punchdown Jack Module

## Test Results

Mechanical Test	Test Method	Measurement	Typical Test Results
<b>Normal Force</b>	—	Load (grams)	>100
<b>Vibration</b>	IEC 512-6d	Circuit Resistance (mOhms)	<40
<b>Shock</b>	IEC 512-6c	Contact Disturbance (microseconds)	<5
<b>Durability</b>	IEC 512-9a	Circuit Resistance (mOhms)	<40
<b>Mating/Un-Mating</b>	IEC 512-13b	Mating Force (N)	<20
		Un-Mating Force (N)	<20
<b>Termination Cycles</b>	IEC 352	Number of Cycles	<20

Electrical Test	Test Method	Measurement	Typical Test Results
<b>Low Level Circuit Resistance</b>	IEC 512-2a	Resistance (mOhms)	<20
<b>Dielectric Withstand Voltage</b>	IEC 512-4a	1000 V, 1 minute	Passed
<b>Insulation Resistance</b>	IEC 512-3a	Resistance (mOhms)	>500

Environmental Test	Test Method	Measurement	Typical Test Results
<b>Temperature Life</b>	IEC 512-9b	Circuit Resistance (mOhms)	<40
<b>Humidity</b>	IEC 512-11c	Circuit Resistance (mOhms)	<40
<b>Thermal Shock</b>	IEC 512-11d	Circuit Resistance (mOhms)	<40
<b>Climatic Sequence</b>	IEC 512-11a	Circuit Resistance (mOhms)	<40
<b>Flowing Mixed Gas Corrosion</b>	IEC 512-11g	Circuit Resistance (mOhms)	<40



Dimensions are in inches [Dimensions in brackets are metric]

### WORLDWIDE SUBSIDIARIES AND SALES OFFICES

PANDUIT CANADA  
Markham, Ontario  
cs-cdn@panduit.com  
Phone: 800.777.3300

PANDUIT EUROPE LTD.  
London, UK  
cs-emea@panduit.com  
Phone: 44.20.8601.7200

PANDUIT SINGAPORE PTE. LTD.  
Republic of Singapore  
cs-ap@panduit.com  
Phone: 65.6305.7575

PANDUIT JAPAN  
Tokyo, Japan  
cs-japan@panduit.com  
Phone: 81.3.6863.6000

PANDUIT LATIN AMERICA  
Guadalajara, Mexico  
cs-la@panduit.com  
Phone: 52.33.3777.6000

PANDUIT AUSTRALIA PTY. LTD.  
Victoria, Australia  
cs-aus@panduit.com  
Phone: 61.3.9794.9020

For a copy of Panduit product warranties, log on to [www.panduit.com/warranty](http://www.panduit.com/warranty)

# PANDUIT®

For more information  
**Visit us at [www.panduit.com](http://www.panduit.com)**  
Contact Customer Service by email: [cs@panduit.com](mailto:cs@panduit.com)  
or by phone: 800.777.3300

©2016 Panduit Corp.  
ALL RIGHTS RESERVED.  
**NKDS52--WW-ENG**  
9/15//2016

# Mouser Electronics

Authorized Distributor

Click to View Pricing, Inventory, Delivery & Lifecycle Information:

Panduit:

[NK6X88MBL-Q](#) [NK6X88MBU-Q](#) [NK6X88MWH-Q](#)