

# PatchLink™ Horizontal Cable Managers

# PANDUIT®

SPECIFICATION SHEET

## specifications

Horizontal cable managers shall be capable of managing cables on the front and rear of any 19" EIA rack. The manager shall consist of a 1-piece construction that is molded out of plastic. Horizontal managers shall have pass through holes that incorporate integral bend radius control as well as fingers with rounded edges. The manager shall have rigid end fingers that incorporate integral bend radius control. Hinged covers shall allow access to the cable pathway without having to completely remove the cover from the manager.



## technical information

### Dimensions:

Part Number	RU	Height in (mm)	Width in (mm)	Depth in (mm)
WMP1E	2	3.5 (88.9)	19.0 (482.6)	8.9 (225.5)
WMPF1E	2	3.5 (88.9)	19.0 (482.6)	3.7 (93.7)
WMPH2E	2	3.5 (88.9)	19.0 (482.6)	8.9 (225.5)
WMPHF2E	2	3.5 (88.9)	19.0 (482.6)	3.7 (93.7)
WMPSE	1	1.7 (44.1)	19.0 (482.6)	8.9 (225.5)
WMPFSE	1	1.7 (44.1)	19.0 (482.6)	3.7 (93.7)
WMPLSE	1	1.7 (44.1)	19.0 (482.6)	7.9 (200.1)
WMPLFSE	1	1.7 (44.1)	19.0 (482.6)	2.7 (69.1)

**Packaging:** Cable managers include hinged cover(s), mounting hardware

## key features and benefits

<b>Integral bend radius control</b>	Maintains bend radii as cables transition to and from horizontal and vertical pathways
<b>Dual hinged cover</b>	Opens upward or downward to provide easy access to cables in horizontal pathway without having to completely remove cover
<b>Increased finger spacing</b>	Provides larger area for high performance Category 6 cables
<b>One piece, plastic construction</b>	Provides durability and easy installation
<b>Flexible fingers</b>	Provide for easy installation and organizes cables simplifying moves, adds, and changes
<b>Rounded edges on fingers</b>	Protect cables from snags and damage to cable
<b>Cable pass through holes</b>	Provide ease of installation and cable maintenance

## applications

Panduit® PatchLink™ Horizontal Cable Managers provide a neat and efficient way to manage patch cables on any EIA 19" rack. They can be used in multimedia applications to manage copper, fiber optic, and coax cables. Flexible fingers organize the patch cords simplifying moves, adds, and changes while the integral bend radius control and "closed" design protects the patch cables in the pathway. All of these features combine to provide the user with a horizontal

cable management solution that simplifies cable routing in a finished, professional appearance. When used with the Panduit® Mini-Com® patch panels, patch cords, vertical cable managers, and racks, the user receives a total system that satisfies functional and aesthetic requirements for telecommunications rooms.

**www.panduit.com**

### 2 RU Managers

<b>Front and Rear, with bend radius clips:</b>	WMPH2E
<b>Front and Rear:</b>	WMP1E
<b>Front Only, with bend radius clips:</b>	WMPHF2E
<b>Front Only:</b>	WMPF1E

### 1 RU Managers

<b>Front and Rear:</b>	WMPSE
<b>Front and Rear, short depth:</b>	WMPLSE
<b>Front Only:</b>	WMPFSE
<b>Front Only, short depth:</b>	WMPLFSE

### Racks

<b>2 post 19" EIA standard rack:</b>	R2P^
<b>4 post rack 7' 30" depth with #12-24 threaded rails:</b>	R4P^
<b>4 post rack 7' 23" depth with #12-24 threaded rails:</b>	R4P23^
<b>4 post rack 7' 36" depth with #12-24 threaded rails:</b>	R4P36^
<b>4 post rack 7' 42" depth with #12-24 threaded rails:</b>	R4P42^

### Panel Extender Brackets

<b>1 RU:</b>	PEB1
<b>2 RU:</b>	PEB2

### Accessories

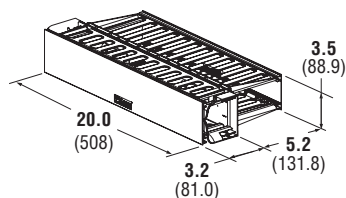
<b>Cable retainers:</b>	WR3E-X
-------------------------	--------

\*Add "CN" for Cage Nut Rails

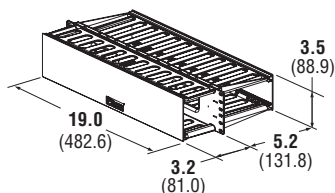
^Add suffix 96 to the end of the part number for 8 foot versions.

# PatchLink™ Horizontal Cable Managers

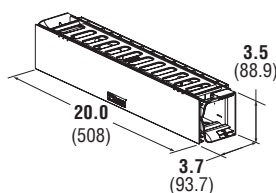
**WMPH2E**  
with CMSRC2 Clips



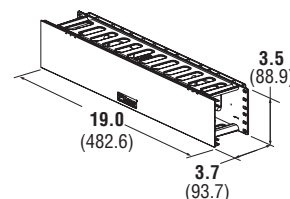
**WMP1E**



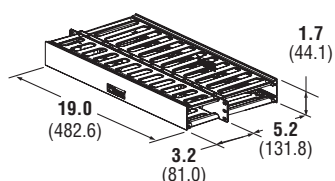
**WMPHF2E**  
with CMSRC2 Clips



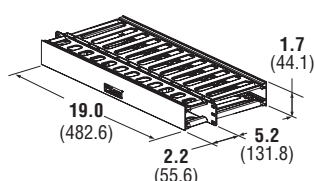
**WMPF1E**



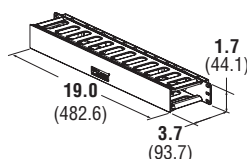
**WMPSE**



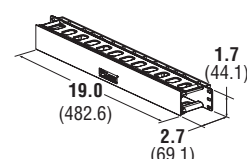
**WMPLSE**



**WMPFSE**



**WMPLFSE**



All managers have 17" long front covers except for the WMPH2E and WMPHF2E, which have 19 3/8" long front covers for complete coverage to vertical managers.

## Cable Capacity Chart

Part Number	Front					Rear				
	Channel Area (in²)	Cat. 6A (28AWG - 0.185")	Cat. 6A (24AWG - 0.275")	Cat. 6 (28AWG - 0.150")	Cat. 6 (24AWG - 0.235")	Channel Area (in²)	Cat. 6A (28AWG - 0.185")	Cat. 6A (24AWG - 0.275")	Cat. 6 (28AWG - 0.150")	Cat. 6 (24AWG - 0.235")
WMP1E WMPF1E	6.8	101	45	153	62	9.1	134	60	204	83
WMPH2E WMPHF2E	6.8	101	45	153	62	9.1	134	60	204	83
WMPSE WMPFSE	2.7	40	18	61	25	4.6	68	30	104	42
WMPLSE WMPLFSE	1.7	25	11	38	15	4.6	68	30	104	42

Dimensions are in inches. (Dimensions in parenthesis are metric.)

### WORLDWIDE SUBSIDIARIES AND SALES OFFICES

PANDUIT CANADA  
Markham, Ontario  
cs-cdn@panduit.com  
Phone: 800.777.3300

PANDUIT EUROPE LTD.  
London, UK  
cs-emea@panduit.com  
Phone: 44.20.8601.7200

PANDUIT SINGAPORE PTE. LTD.  
Republic of Singapore  
cs-ap@panduit.com  
Phone: 65.6305.7575

PANDUIT JAPAN  
Tokyo, Japan  
cs-japan@panduit.com  
Phone: 81.3.6863.6000

PANDUIT LATIN AMERICA  
Jalisco, Mexico  
cs-la@panduit.com  
Phone: 52.33.3777.6000

PANDUIT AUSTRALIA PTY. LTD.  
Victoria, Australia  
cs-aus@panduit.com  
Phone: 61.3.9794.9020

For a copy of Panduit product warranties, log on to [www.panduit.com/warranty](http://www.panduit.com/warranty)

**PANDUIT®**

For more information  
**Visit us at [www.panduit.com](http://www.panduit.com)**  
Contact Customer Service by email: [cs@panduit.com](mailto:cs@panduit.com)  
or by phone: 800-777-3300

©2016 Panduit Corp.  
ALL RIGHTS RESERVED.  
**RKSP154--WW-ENG**  
Replaces WW-RKSP46  
5/2016

# Mouser Electronics

Authorized Distributor

Click to View Pricing, Inventory, Delivery & Lifecycle Information:

Panduit:

[WMP1E](#) [WMPLSE](#)