


NetKey™ Faceplate Frames and Inserts



DATA SHEET

Faceplate frames shall be available in single and double gang versions and shall accept a variety of inserts. Executive design faceplate frames shall have a curved appearance and include labels and label covers. Classic design faceplate frames shall have a flush appearance and include color matched mounting screws. Inserts shall be available in sloped, sloped shuttered, and flat versions and accept all keystone modules for increased design flexibility. Modules shall be accessible from the front for easy moves, adds, and changes.



technical information

Mounting options:	Faceplate frames are compatible with wall board adapters (MWBA1 and MWBA-2G); single or double junction boxes; surface raceway mounting brackets
Packaging:	Executive series faceplate frames include two labels, two label covers; all faceplate frames include 1 inch-long #6-32 slotted pan head screws with non-threaded lead point

key features and benefits

Modular	Faceplate frames accept select Panduit inserts; inserts accept all NetKey™ Keystone Modules for design flexibility
Front access	NetKey™ Keystone Modules are accessible from the front for easy moves, adds, and changes
Sloped versions	Provide additional bend radius control to protect cable
Shuttered versions	Integrated shuttered door keeps out dust and debris of unmated NetKey™ Keystone Modules
Identification	Executive series faceplate frames can be clearly identified with labels; classic series faceplate frames can be clearly identified with optional adhesive labels; sloped shuttered version available with label option

applications

The combination of faceplate frames and inserts provide the design flexibility when installing connectivity in single or double gang junction boxes, wallboard adapters, and raceway mounting brackets. A variety of inserts enable front access to connectivity for easy moves, adds, and changes.

Sloped inserts are ideal for installations which require additional bend radius control and blank inserts allow for future growth. All inserts accept NetKey™ Keystone Modules for copper, fiber, and audio/video applications.

NetKey™ Executive Series Faceplate Frames

Single gang:	CBEIWY
Double gang:	CBEIW-2GY

NetKey™ Classic Series Faceplate Frames

Single gang:	CBIW
Double gang:	CBIW-2G

1/2 Size Inserts

Sloped:	NKHS2IW-X
Sloped, shuttered:	NKHS2SIW-X

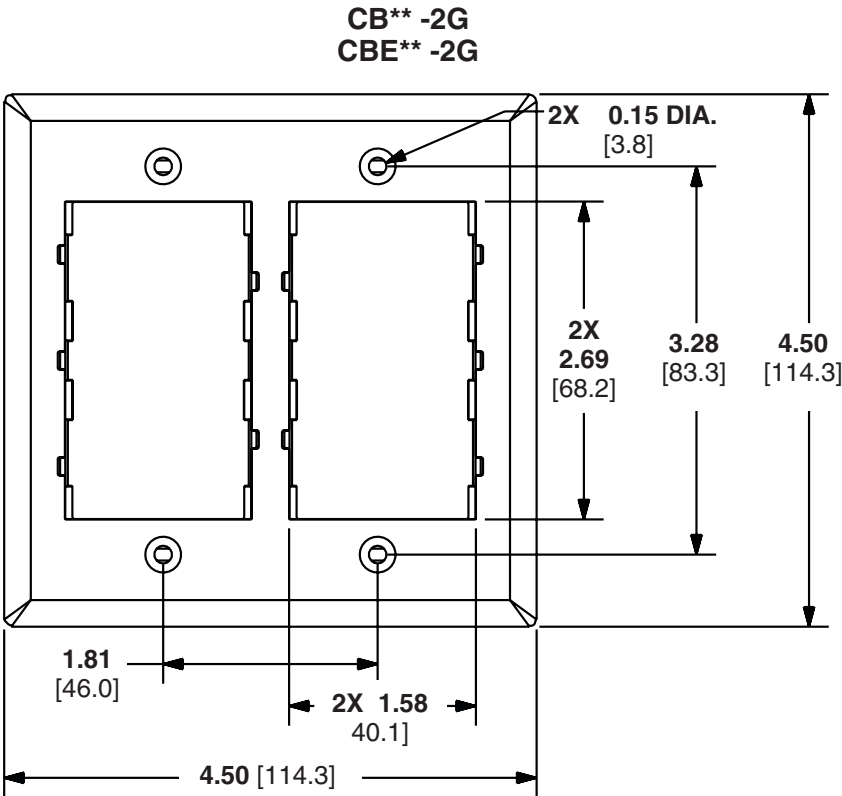
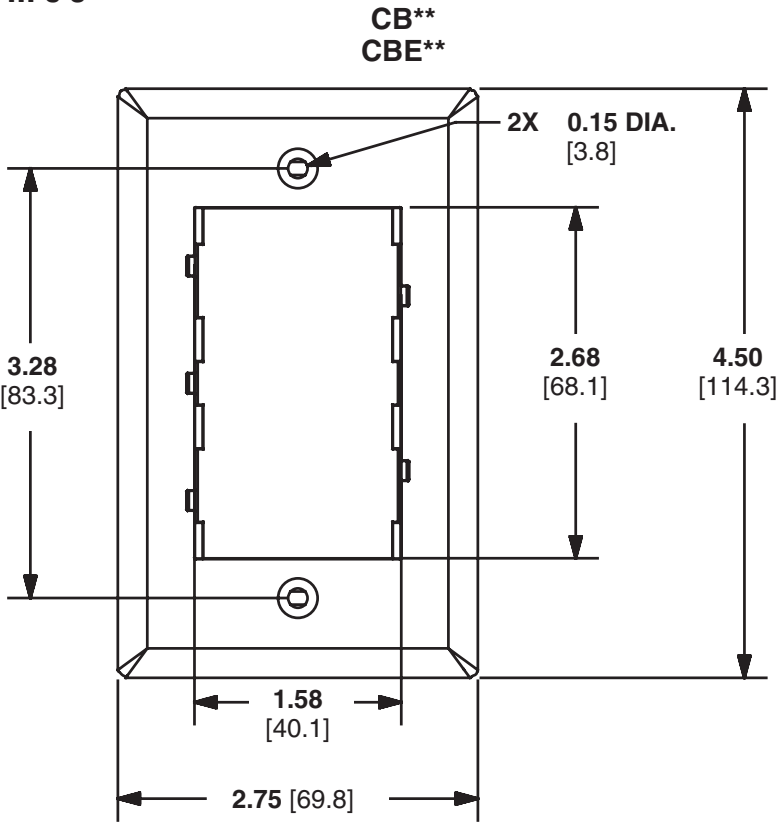
1/3 Size Inserts

Flat:	NKHF2MIW-X
Blank:	CHB2MIW-X

*For standard colors other than IW (Off White), replace suffix with EI (Electric Ivory), WH (White), IG (International Gray), or BL (Black).

NetKey™ Faceplate Frames and Inserts

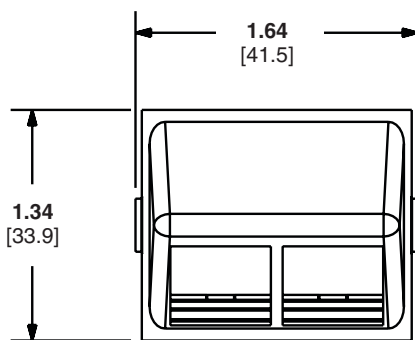
faceplate frames



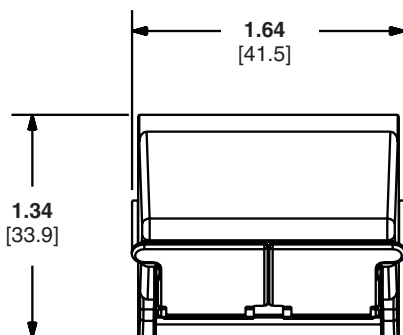

Dimensions are in inches, [Dimensions in brackets are metric.]

NetKey™ Faceplate Frames and Inserts

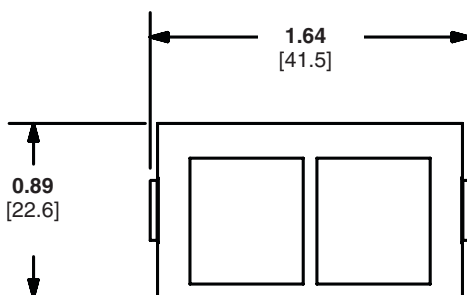
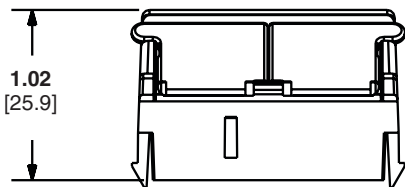
inserts



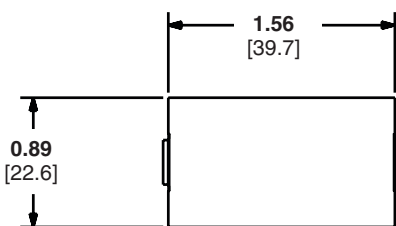
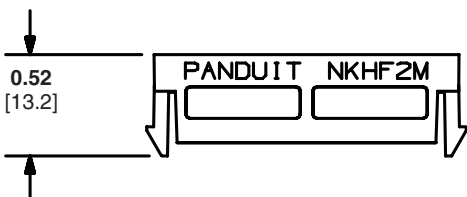
NKHS2**-X



NKHS2S**-X

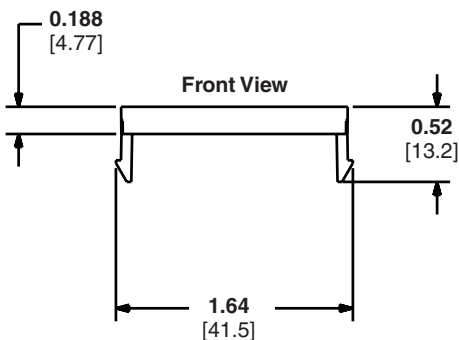


NKHF2M**-X



Top View

CHB2M**-X



Dimensions are in inches, [Dimensions in brackets are metric.]

WORLDWIDE SUBSIDIARIES AND SALES OFFICES

PANDUIT CANADA
Markham, Ontario
cs-cdn@panduit.com
Phone: 800.777.3300

PANDUIT EUROPE LTD.
London, UK
cs-emea@panduit.com
Phone: 44.20.8601.7200

PANDUIT SINGAPORE PTE. LTD.
Republic of Singapore
cs-ap@panduit.com
Phone: 65.6305.7575

PANDUIT JAPAN
Tokyo, Japan
cs-japan@panduit.com
Phone: 81.3.6863.6000

PANDUIT LATIN AMERICA
Guadalajara, Mexico
cs-la@panduit.com
Phone: 52.33.3777.6000

PANDUIT AUSTRALIA PTY. LTD.
Victoria, Australia
cs-aus@panduit.com
Phone: 61.3.9794.9020

For a copy of Panduit product warranties, log on to www.panduit.com/warranty

For more information

Visit us at www.panduit.com

Contact Customer Service by email: cs@panduit.com
or by phone: 800.777.3300



©2014 Panduit Corp.
ALL RIGHTS RESERVED.
NKDS46--WW-ENG
5/2014

Mouser Electronics

Authorized Distributor

Click to View Pricing, Inventory, Delivery & Lifecycle Information:

Panduit:

[NKHS2SBL-X](#)