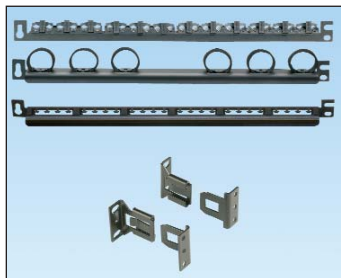


Strain Relief Bars

specifications

Strain relief bars shall consist of a metal bar that mounts to the rear of a standard EIA 19" rack to support a minimum of 24 cables exiting from the back of a patch panel. Cables shall be secured with integrated adjustable clips, hook and loop strips or cable ties. Optional quick release brackets shall provide an easy way to remove the strain relief bar without the use of tools.



technical information

Mounting options:	All strain relief bars mount to standard EA 19" racks, or a standard 23" rack using an optional extender bracket
Packaging:	#12-24 and M6 screws included SRBS19BL-XY includes 10 bars per package SRBCT includes cable ties

key features and benefits

Optional quick release brackets <small>PATENTED</small>	Enables strain relief bars to be removed and re-installed without the use of tools
Deep strain relief bars	Offer additional cable support and management, ideal for heavier cables; extend 5"-7"
Quick removal	Select bars can be easily removed for easier access to connections
SRBWCY Integrated adjustable clips: <small>PATENTED</small>	12 clips provide enhanced cable management; organize cables individually for optimum finished appearance; accommodates multiple sizes and shapes of copper, fiber and coaxial cables for a wide variety of applications (cable diameter: 0.17"-0.33", 4.3mm-8.4mm); includes easy-release mounting feature
SRBM19BLY Built-in cascade:	Provides a smooth contoured surface for cable routing and provides bend radius control to help maintain network integrity; includes easy-release mounting feature
Raised tie mounts:	Allows cables to be secured together with six enclosed ties

applications

Strain relief bars are used to support and manage cables in telecommunication rooms. Panduit offers a full line of strain relief bars to fit a variety of applications, offering end users the flexibility, convenience, and ability to support up to 72 cables.

Strain relief bars can be used with standard 19" rack mountable patch panels and can also be mounted to 23" racks using optional extender

brackets. Each bar occupies 1/3 to 2/3 of a rack space. Multi-depth bars are designed for installations that require additional features to support, organize, and secure heavier cables.

Optional quick release brackets mount to a rack or behind a patch panel allowing the strain relief bar to be removed quickly.

Strain Relief Bars with Cable Management and Easy Release Features

With clips:	SRBWCY
With integrated tie mounts:	SRBM19BLY
With cable tie mounts:	SRBCT

Strain Relief Bars

Straight:	SRBS19BL-XY
2" offset:	SRB19BLY
5" offset (inward mounting*):	SRB19D5BL
7" offset (inward mounting*):	SRB19D7BL
7" offset multi-depth:	SRB19MDBL

Quick Release Brackets and Bracket Kits

Set of two:	SRBBRKT
Brackets kitted with SRBCT:	SRBBRCT-KIT
Brackets kitted with SRBWCY:	SRBBRWC-KIT
Brackets kitted with SRBM19BLY:	SRBBRM-KIT

Patch Panels

Strain relief bars are compatible with all patch panels. See www.panduit.com for the complete selection.

Tak-Ty® Hook & Loop Strips

1.5" (38mm) max. bundle diameter:	HLS1.5S-X0
--	------------

Ultra-Cinch™ Hook & Loop Ties

3" (76mm) max. bundle diameter:	UCT3S-X0
--	----------

Optional Extender Brackets

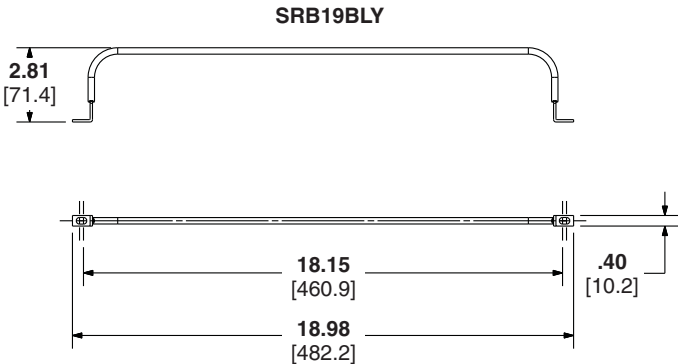

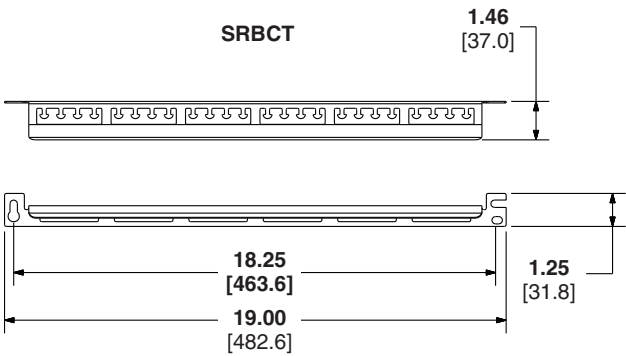
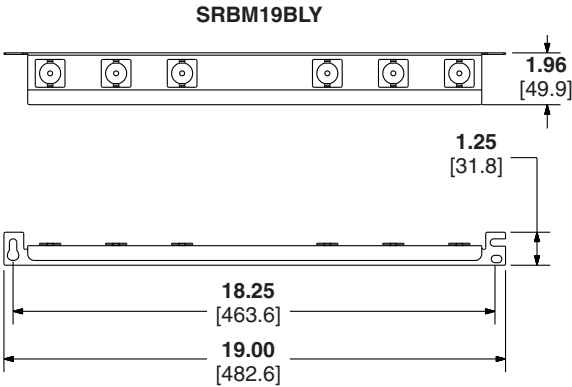
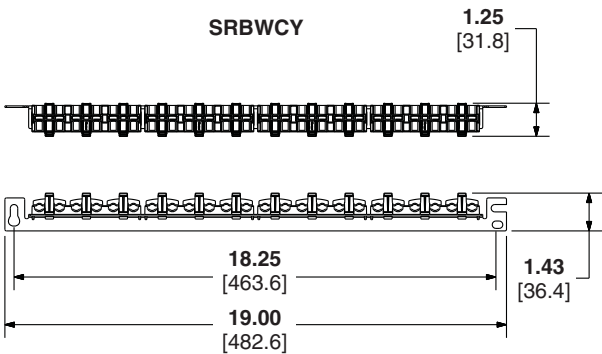
1 RU:	PEB1
2 RU:	PEB2

*Bars with inward mounting feature require 19.75" clearance between rails or cabinet walls.

Strain Relief Bars

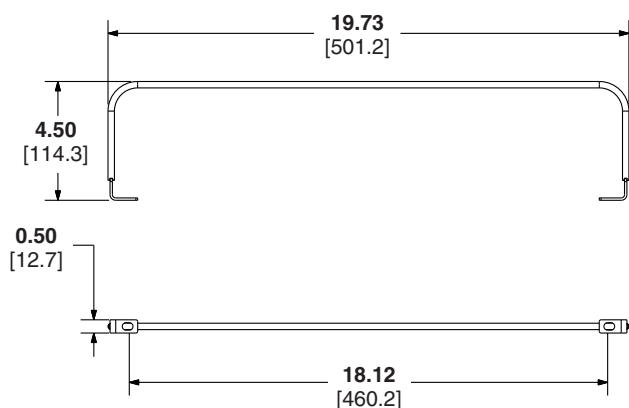
features and benefits at a glance

Part Number	Density	Number of Cables	Feature	Quick Removal Feature
SRBWCY	Standard	24	Adjustable clips	Yes
SRBCT	Standard	24	Cable ties	Yes
SRBM19BLY	High Density	up to 72	Hook and Loop tie mounts	Yes
SRB19D7BL			7" deep	N/A
SRB19MDBL	High Density	up to 72	7" multi-depth	
SRB19BLY	Standard	24	2" offset	
SRB19D5BL			5" deep	
SRBS19BL-XY			Straight	

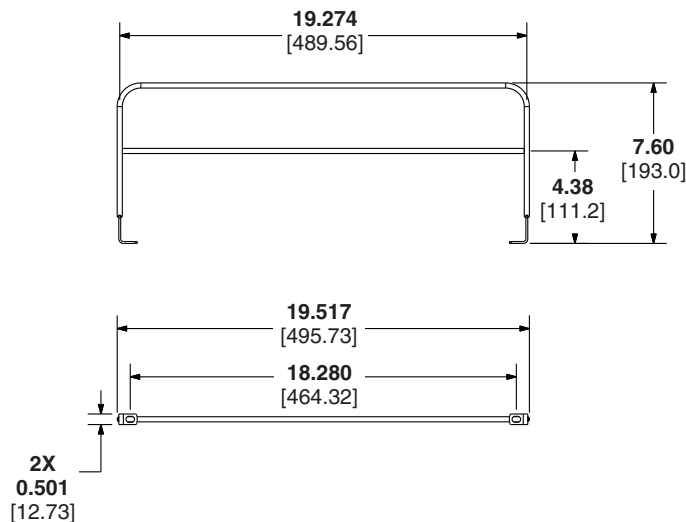


Strain Relief Bars

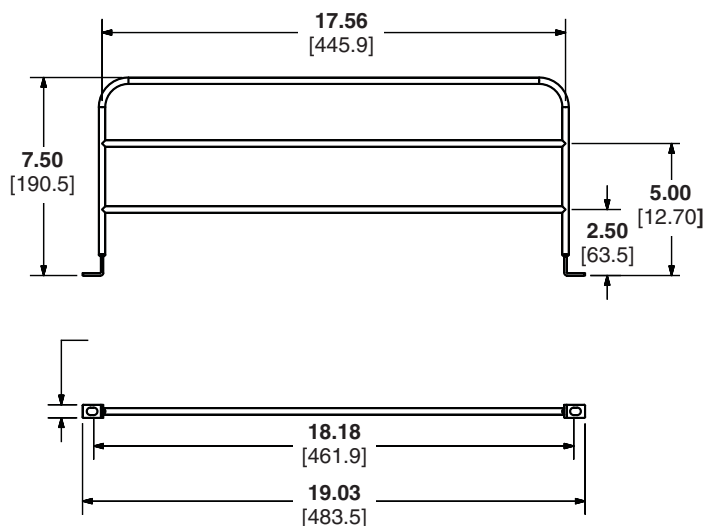
SRB19D5BL



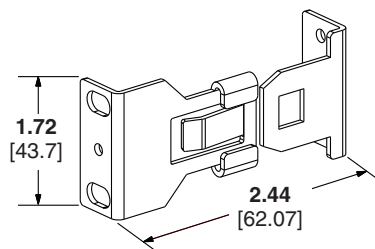
SRB19D7BL



SRB19MDBL



SRBBRKT



Dimensions are in inches. [Dimensions in brackets are metric].

WORLDWIDE SUBSIDIARIES AND SALES OFFICES

PANDUIT CANADA
Markham, Ontario
cs-cdn@panduit.com
Phone: 800.777.3300

PANDUIT EUROPE LTD.
London, UK
cs-emea@panduit.com
Phone: 44.20.8601.7200

PANDUIT SINGAPORE PTE. LTD.
Republic of Singapore
cs-ap@panduit.com
Phone: 65.6305.7575

PANDUIT JAPAN
Tokyo, Japan
cs-japan@panduit.com
Phone: 81.3.6863.6000

PANDUIT LATIN AMERICA
Guadalajara, Mexico
cs-la@panduit.com
Phone: 52.33.3777.6000

PANDUIT AUSTRALIA PTY. LTD.
Victoria, Australia
cs-aus@panduit.com
Phone: 61.3.9794.9020

For a copy of Panduit product warranties, log on to www.panduit.com/warranty

For more information

Visit us at www.panduit.com

Contact Customer Service by email: cs@panduit.com
or by phone: 800.777.3300 and reference NCSP44--WW-ENG

PANDUIT®

©2012 Panduit Corp.
ALL RIGHTS RESERVED.
NCSP44--WW-ENG
6/2012

Mouser Electronics

Authorized Distributor

Click to View Pricing, Inventory, Delivery & Lifecycle Information:

Panduit:

[RGTBS-C](#) [SRB19BLY](#) [RGTBSM6-C](#) [RGTBSM6G](#)