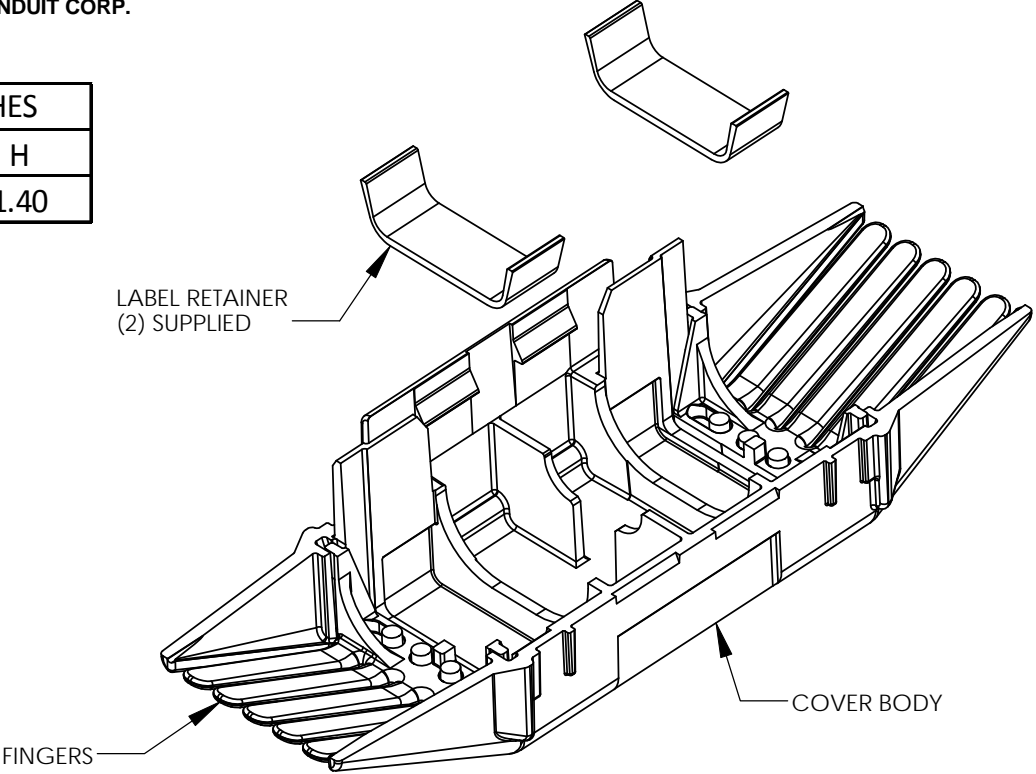


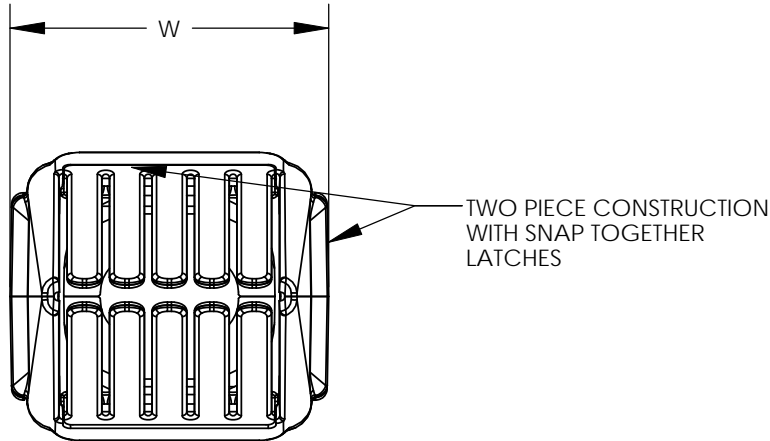
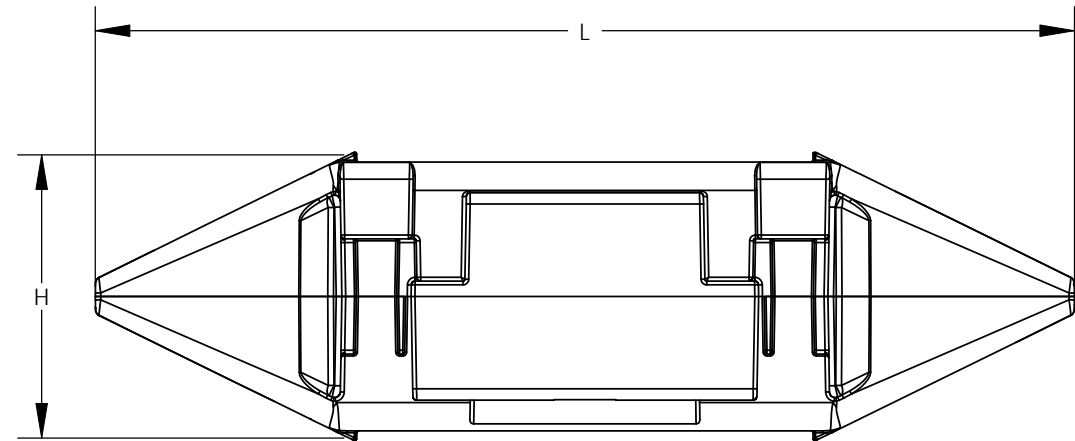
THIS COPY IS PROVIDED ON A RESTRICTED BASIS AND IS NOT TO BE USED IN ANY WAY DETRIMENTAL TO THE INTERESTS OF PANDUIT CORP.

PART NUMBER	FOR PANDUIT H-TAPS	DIMENSIONS IN INCHES		
		L	W	H
CLRCVR2-1	HTCT2-2-1	5.10	1.66	1.40



NOTES

1. MATERIAL:
CLEAR POLYCARBONATE COVER BODY WITH
BLACK POLYPROPYLENE FINGERS
 - A. HIGH IMPACT STRENGTH
 - B. U.V. RESISTANT
 - C. FLAMMABILITY RATED (UL94 V-0)
 - D. LIMITING OXYGEN INDEX
(L.O.I.) = 28 MINIMUM
2. UL LISTED & CSA CERTIFIED:
 - A. WHEN USED WITH SPECIFIED PANDUIT H-TAPS
 - B. MAXIMUM TEMPERATURE RATING OF INSULATION
MATERIAL: 90°C
 - C. VOLTAGE RATING OF COVER: 600V MAX.
3. COVER PART NUMBER INCLUDES TWO (2) COVER
HALVES, TWO (2) MATTED SURFACE SNAP IN LABEL
RETAINERS, AND TWO (2) CABLE TIES TO SUPPLEMENT
THE MOLDED-IN LATCHES.



										LISTED	CERTIFIED
										WIRE CONNECTOR	
										PANDUIT CORP. TINLEY PARK, ILLINOIS	
										HTAP CLEAR COVER (CLRCVR2) CUSTOMER DRAWING	
										UNLESS OTHERWISE SPECIFIED DIMENSIONAL TOLERANCES ARE: (.X) ± --- (.XXX) ± --- (.XX) ± .06 ANGLES ± ---	UNLESS OTHERWISE SPECIFIED, ALL DIMENSIONS ARE GIVEN IN INCHES, THIRD ANGLE PROJECTION
01	12/10	JHNU	JHNU	CONVERTED DWG TO SOLIDWORKS REVISED AGENCY LOGO	N41473BC-C41473	FLD	FLD	DRAWN BY JHNU	MAT'L:	SCALE NONE	
00	12/04	JHNU	JHNU	DRAWING RELEASED				DATE 12/04	SEE NOTES	DRAWING NO / CAD FILE C41473_01	DWG B SIZE
REV	DATE	BY	CHK	DESCRIPTION	ECN	-R	SUP	CHK'D			

Mouser Electronics

Authorized Distributor

Click to View Pricing, Inventory, Delivery & Lifecycle Information:

Panduit:

[CLRCVR2-1](#)