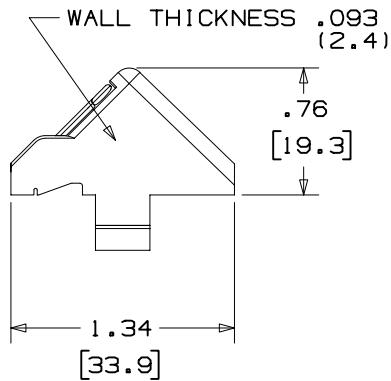
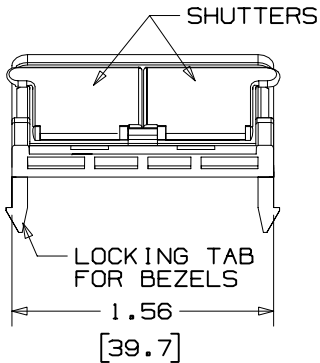
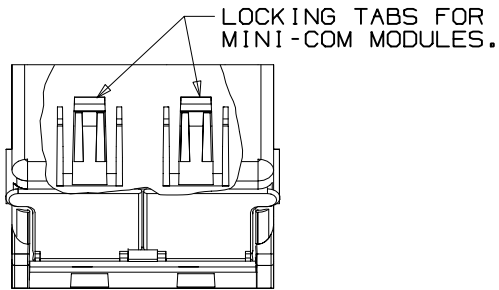


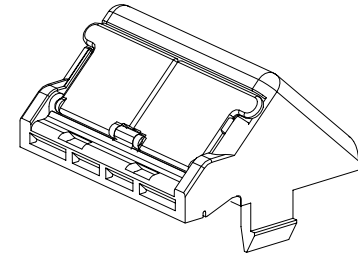
THIS COPY IS PROVIDED ON A RESTRICTED BASIS AND IS NOT TO BE USED IN ANY WAY DETRIMENTAL TO THE INTERESTS OF PANDUIT CORP.



PANDUIT P/N	WEIGHT
CHS2S	1.7 LB/100 PCS (750g/100 PCS)

NOTES:

1. SEE CURRENT CATALOG FOR ADDITIONAL PART NUMBER SUFFIXES TO INDICATE COLOR AND OR PACKAGE QUANTITY.
2. THIS PART IS TO BE USED WITH THE MINI-COM BEZELS AND MINI-COM MODULES.
3. DIMENSIONS IN PARENTHESES ARE IN METRIC.



										CAD FILENAME/LAYERS		D35544BD_CHS2S_02.PRT				
										PANDUIT CORP. TINLEY PARK, ILLINOIS						
										1/2 SIZE SLOPED SHUTTERED MODULE INSERT (NON-SHUTTERED ALSO AVAILABLE (CHS2S))						
										CUSTOMER DRAWING						
2	3-12-98	JBA		B. REV'D P/N IN TITLE: WAS CH2S2.			35544-04					UNLESS OTHERWISE SPECIFIED, DIMENSIONAL TOLERANCES ARE: (.X) ± (.XXX) ±.010(.3) (.XX) ±.03(.8) ANGLES ±		UNLESS OTHERWISE SPECIFIED, ALL DIMENSIONS ARE GIVEN IN INCHES, THIRD ANGLE PROJECTION.		
1	9-12-97	RCA	CEF	A. REV'D TITLE WAS TWO MODULE MINI-COM SLOPED INSERT W/ PROTECTIVE SHUTTERS FOR EXEC. BEZELS.			35544-04	CEF				DRAWN BY DW		MAT'L: NONE		
R	3-29-96	DW	CEF	RELEASED TO PRODUCTION.			35544-04	CEF				DATE 3-29-96		SCALE		
REV	DATE	BY	CHK	DESCRIPTION			ECN	CHK	CUST	SUP		CHECKED BY CEF		DRAWING NO. 35544-04		
													ABS		DWG A SIZE	

# Mouser Electronics

Authorized Distributor

Click to View Pricing, Inventory, Delivery & Lifecycle Information:

[Panduit:](#)

[CHS2SIG-X](#) [CHS2SEI-X](#)