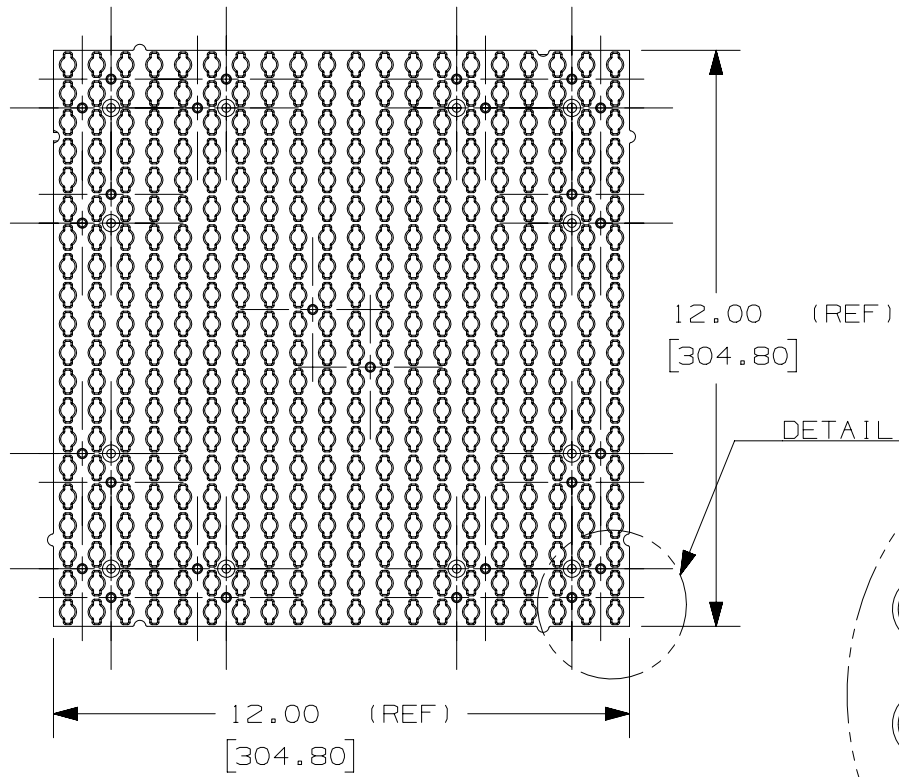


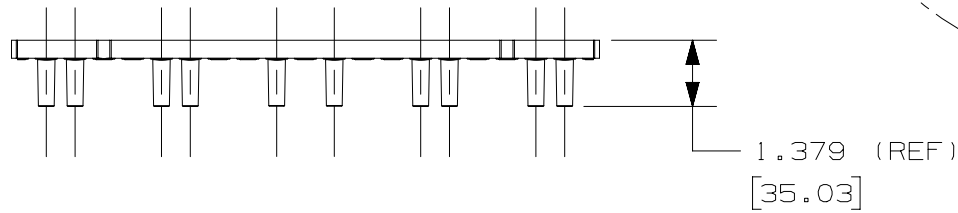
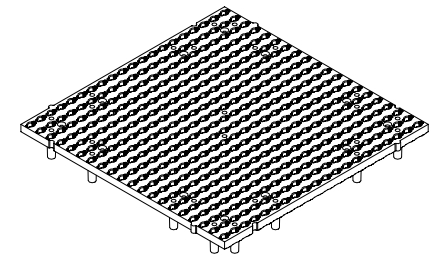
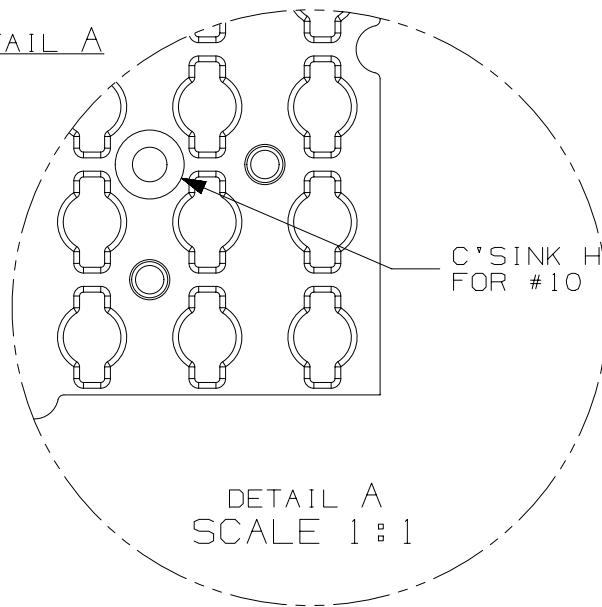
THIS COPY IS PROVIDED ON A RESTRICTED BASIS AND IS NOT TO BE USED IN ANY WAY DETRIMENTAL TO THE INTERESTS OF PANDUIT CORP.



NOTES:

1. DIMENSIONS IN BRACKETS [] ARE METRIC [mm].
2. COLOR: BLACK
3. PRODUCT DESIGNED TO SUPPORT A MAXIMUM STATIC LOAD OF 5 LBS WITH COMPATIBLE PARTS.
4. PRODUCT IS RATED FOR ENVIRONMENTAL CONDITIONS OF 40-100°F IN ALL HUMIDITY RANGES.
5. FOR INSTALLATION INTO PLYWOOD, #8 OR #10 COARSE THREAD FLAT HEAD WOOD SCREWS WITH A MIN LENGTH OF 1.75" ARE RECOMMENDED.

DETAIL A



| | | | | | | | | | |
|---|---------|---|-----|-------|-----|------------------|------------|------------|------|
| TITLE | | QUICK-BUILD GRID TILE; 1' X 1'; 8 PER PACKAGE (QB-TILE) | | | | | | | |
| | | CUSTOMER DRAWING | | | | | | | |
| ITEM REVISION NAME | | 13L179EK/09 | | | | | | | |
| DATASET FILE NAME | | 13L179EK_DC/09 | | | | | | | |
| UNLESS OTHERWISE SPECIFIED, DIMENSIONAL TOLERANCES ARE: IN [mm] | | PANDUIT MATERIAL: ABS | | | | | | | |
| .x ± .1 [2.54] .xxx ± .005 [.127] .xx ± .01 [.25] ANGLES ± 5 ° | | | | | | | | | |
| DRAWN BY | | DATE | CHK | SCALE | | | | | |
| ANF | | 06-10-2015 | | 1:4 | | | | | |
| THIRD ANGLE PROJECTION | | DRAWING NUMBER: 13L179EK-DC | | | | | | | |
| REV | | DATE | BY | CHK | APR | DESCRIPTION | ECN | SHT 1 OF 1 | SIZE |
| 00 | 6/10/15 | ANF | DJW | MSAD | | DRAWING RELEASED | GAECN02965 | | A |

Mouser Electronics

Authorized Distributor

Click to View Pricing, Inventory, Delivery & Lifecycle Information:

[Panduit:](#)

[QB-TILE](#)