

2

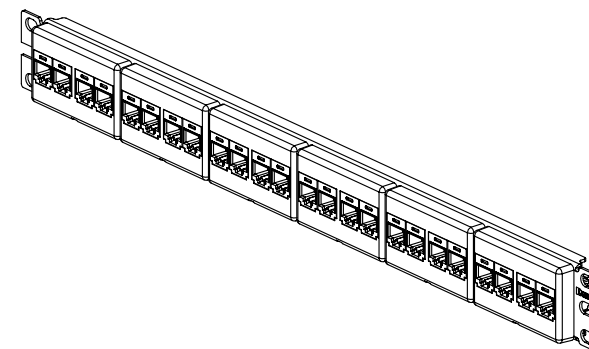
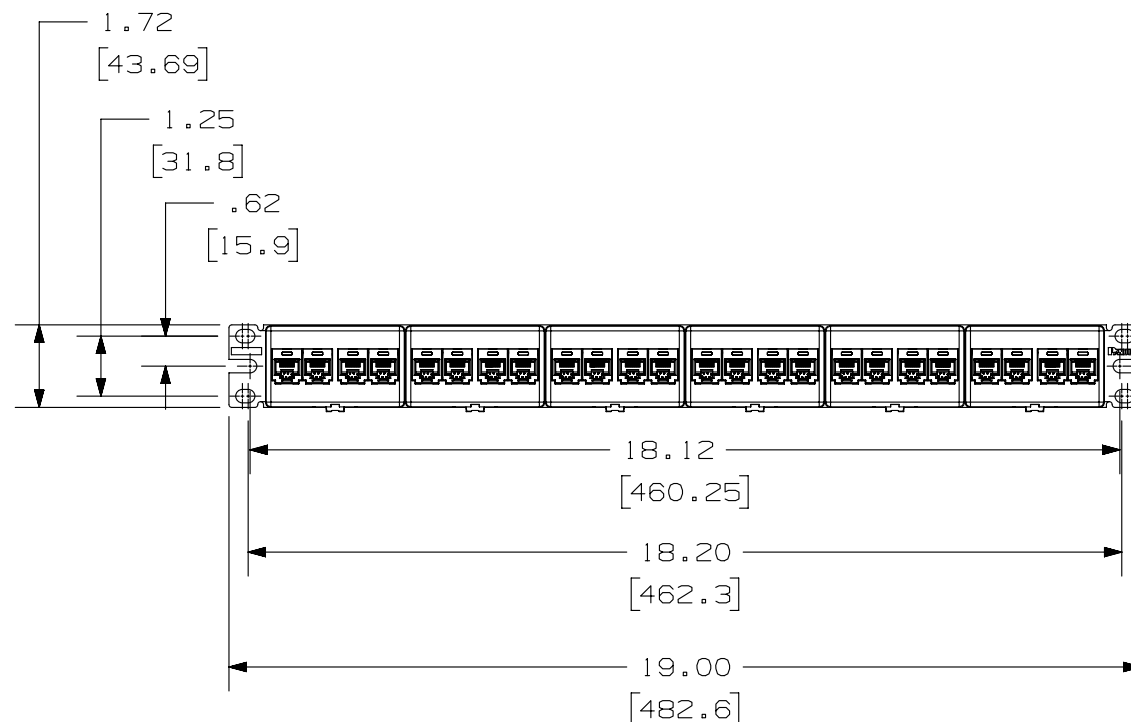
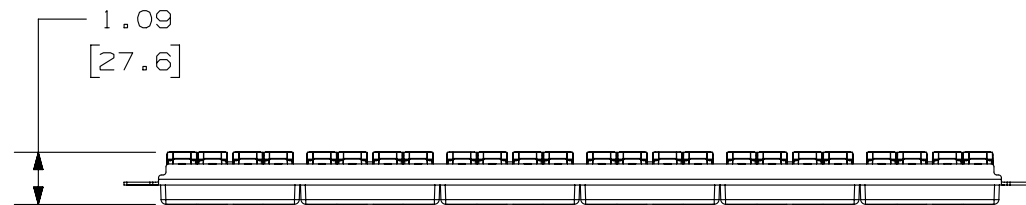
1

THIS COPY IS PROVIDED ON A RESTRICTED BASIS AND IS NOT TO BE USED IN ANY WAY DETRIMENTAL TO THE INTERESTS OF PANDUIT CORP.

PANDUIT P/N	WEIGHT
CP246X88BL	.83 LB/EACH PC (376.48 g/EACH PC)

NOTES:

- DIMENSIONS IN [] ARE IN METRIC.
- THE PRE-ASSEMBLY PANEL INCLUDES:
 - METAL STAMPING
 - MODULAR FACEPLATES (CFFP4)
 - CATEGORY 6A COUPLERS
 - SCREW KIT (INCLUDES FOUR #12-24 SCREWS)
 - SCREW KIT (INCLUDES FOUR M6x1.0x15mm SCREWS)



PART NUMBER		CP246X88BL	
TITLE		24 PORT CATEGORY 6A COUPLER PATCH PANEL	
CUSTOMER DRAWING			
ITEM REVISION NAME		11M265AE/00	
DATASET FILE NAME		11M265AE_DC07/00B	
UNLESS OTHERWISE SPECIFIED, DIMENSIONAL TOLERANCES ARE: IN [mm]		MATERIAL:	
.X ± .XX ± .03 [.8]		STAMPING: C.R.S. FACEPLATE AND COUPLER: ABS	
THIRD ANGLE PROJECTION		DRAWING NUMBER:	
DRAWN BY		11M265AE-07	
DATE		SHT 1 OF 1	
CHK		SIZE	
LZ		A	
2-1-12			
LZ			
SCALE			
NONE			

REV	DATE	BY	CHK	APR	DESCRIPTION	ECN
1	3-11-14	SCAL			A. REVISED DRAWING TITLE BLOCK	11M265AE-07
R	2-1-12	LZ	LZ	EJH	RELEASED TO PRODUCTION	11M265AE-07

2

1

D10100DA/14

Mouser Electronics

Authorized Distributor

Click to View Pricing, Inventory, Delivery & Lifecycle Information:

Panduit:

[CP246X88BL](#)