


# IndustrialNet™ Category 5e Shielded 600 V-Rated Patch Cords

## specifications

Industrial patch cords shall be constructed of Category 5e, industrial grade, 24 AWG stranded, twisted 4-pair shielded SF/UTP cable with a flame retardant (CM) thermoplastic elastomer (TPE) jacket. Patch cord cable shall be offered in multiple colors and lengths for design flexibility. Each patch cord shall be pre-terminated to include Category 5e RJ45 shielded modular plugs on each end, with a black strain relief boot, and wired according to the T568A standard. Each patch cord is designed to support high-flex applications and is rated for 600 V panel or on-machine applications when the space is shared with high voltage power cables.



## technical information

<b>Electrical/mechanical performance:</b>	Exceeds channel and component requirements of ANSI/TIA-568-C.2 Category 5e and ISO 11801 Class D standards at swept frequencies up to 100MHz; meets ODVA Ethernet/IP electrical and mechanical performance requirements
<b>FCC and ANSI compliance:</b>	Meets all applicable ANSI/TIA-968-A requirements; contacts plated with 50 microinches of gold for superior performance
<b>IEC compliance:</b>	Meets IEC 60603-7
<b>UL-rated:</b>	UL 1863 approved
<b>IP compliance:</b>	Rated IP20
<b>RoHS compliancy status:</b>	Compliant
<b>PoE compliance:</b>	Meets IEEE 802.3af and IEEE 802.3at for PoE applications
<b>Other standard compliances:</b>	UL AWM Style 2463 (80°C 600 V) Flex Life Test: 1 million cycles at 10x cable diameter; 10 million cycles at 20x cable diameter Torsion Life Test: 3 million cycles, 360°
<b>Temperature rating:</b>	-20°C to 70°C (-4°F to 158°F) operating -40°C to 70°C (-40°F to 158°F) storage
<b>Wiring scheme:</b>	T568A
<b>Cable jacket diameter:</b>	7.2mm (0.285 in.) nominal
<b>Flame rating:</b>	CM (UL1685)
<b>Packaging:</b>	1 unit per polyethylene bag, 10 units per carton

## key features and benefits

<b>Robust 600V-rated construction</b>	Allows for patch runs between automation devices in industrial environments; rated for 600 V panel or on-machine applications when the space is shared with high voltage power cables; plug contact plated with 50 microinches of gold
<b>100% performance tested for wire map, NEXT, and return loss</b>	Confidence that each patch cord delivers specified performance
<b>Centered de-embedded plug</b>	Performs in center of ANSI/TIA-568-C.2 component range, ensuring interoperability and optimum performance
<b>Integral pair manager</b>	Optimizes performance and consistency by reducing untwist at the plug
<b>Flexible stranded cable</b>	24 AWG stranded copper cable with a nominal diameter of 7.2mm (0.285 in.) allows for high density applications and superior panel cable management
<b>Identification provides</b>	Identification of performance level, length, and quality control number for future traceability

## applications

IndustrialNet™ Patch Cords provide an ideal solution to support Industrial Ethernet from the Local Area Network (LAN) based support offices to the processing devices on the plant floor. The industrial Ethernet patch cord is a key component to an overall industrial Ethernet application. The patch cord will be the interface that protects the integrity of the Ethernet data transfer from the switch or PLC out to the devices or up to the horizontal plant backbone. The patch cord incorporates a durable oil and UV resistant TPE jacketed cable with modular plugs and is fully shielded for use in high noise (EMI/RFI) environments.

Key applications include:

- 10BASE-T (Ethernet)
- 100BASE-T (Fast Ethernet)
- 1000BASE-T (Gigabit Ethernet)
- Industrial Ethernet
- Ethernet/IP
- Control Panel deployments featuring power source voltages
- Uplinks featuring gigabit data transmission from the control panel to the consolidation point
- High flex applications – Robotic, C-Track

[www.panduit.com/ia](http://www.panduit.com/ia)

# PANDUIT®

## SPECIFICATION SHEET

### IndustrialNet™ Category 5e Shielded 600 V-Rated Patch Cords

**CM/CMX:** \*ISTPHCH1MTL

### IndustrialNet™ Category 5e SF/UTP Copper Cable

**CM/CMX**  
**2-pair:** ISFCH5C02A\*\*-XG  
**4-pair:** ISFCH5C04A\*\*-XG

### IndustrialNet™ Category 6/5e RJ45 Field Terminable Plug

**Field terminable plug:** ISPS688FA

### IndustrialNet™ M12 D-Code Field Terminable Plug

**Field terminable plug:** ISPS5E44MFA

### IndustrialNet™ M12 D-Code to RJ45 Panel Mount Adapter

**Panel mount adapter:** ICAM12DRJS

### Mini-Com® Modular Patch Panel

**8-port:** CDP8RG

### DIN Rail Adapter

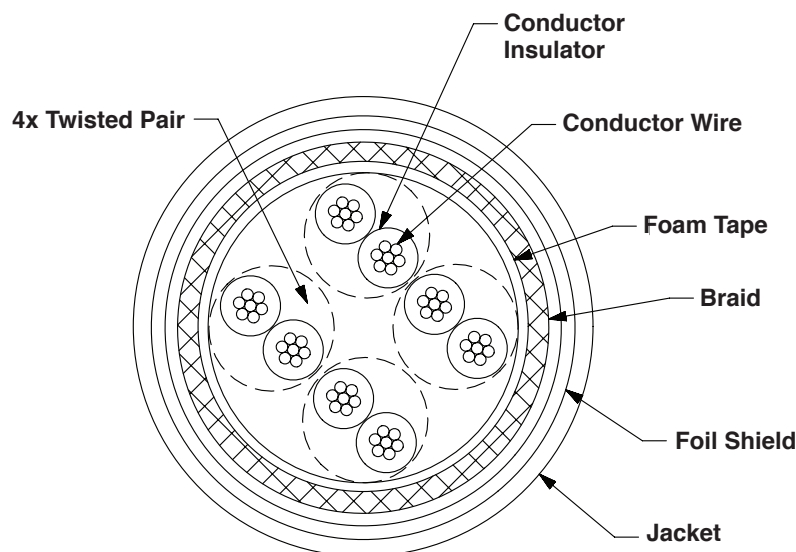
**1-port:** CADIN1IW\*\*\*

\*For other lengths, change the length designation (1M) of the part number to the desired length (0.3M, 0.6M, 1.5M, 2M, 2.5M, 3M, 3.5M, 4M, 4.5M, 5M, 10M, 15M, or 20M); to designate color, replace TL (Teal) suffix with BL (Black), RD (Red), BU (Blue), GY (Gray), or YL (Yellow). For example, the part number for a 2-meter teal patch cord is ISTPHCH2MTL.

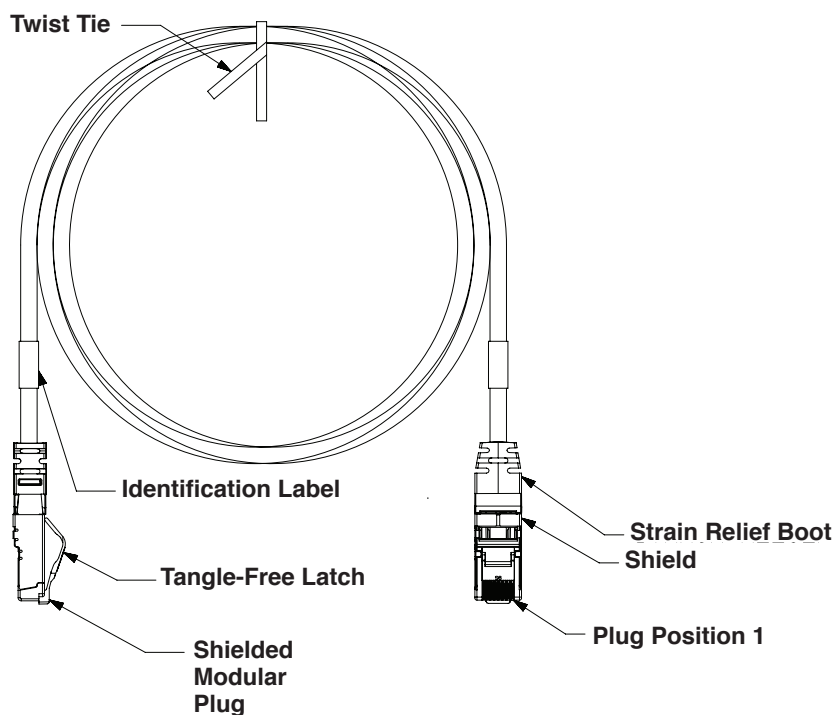
\*\*To designate color, add suffix TL (Teal), BL (Black), RD (Red), BU (Blue), GY (Gray), or YL (Yellow).

\*\*\*For standard colors other than Off White, replace IW in part number with BL (Black), EI (Electric Ivory), IG (International Gray), or WH (White).

# IndustrialNet™ Category 5e Shielded 600 V-Rated Patch Cords



**Cross Section View of Cable**



## WORLDWIDE SUBSIDIARIES AND SALES OFFICES

PANDUIT US/CANADA  
Phone: 800.777.3300

PANDUIT EUROPE LTD.  
London, UK  
Phone: 44.20.8601.7200

PANDUIT SINGAPORE PTE. LTD.  
Republic of Singapore  
Phone: 65.6305.7575

PANDUIT JAPAN  
Tokyo, Japan  
Phone: 81.3.6863.6000

PANDUIT LATIN AMERICA  
Guadalajara, Mexico  
Phone: 52.33.3777.6000

PANDUIT AUSTRALIA PTY. LTD.  
Victoria, Australia  
Phone: 61.3.9794.9020

For a copy of Panduit product warranties, log on to [www.panduit.com/warranty](http://www.panduit.com/warranty)

For more information

Visit us at [www.panduit.com/ia](http://www.panduit.com/ia)

[iai@panduit.com](mailto:iai@panduit.com)

**PANDUIT®**

©2017 Panduit Corp.  
ALL RIGHTS RESERVED.  
COSP346--WW-ENG  
3/2017

# Mouser Electronics

Authorized Distributor

Click to View Pricing, Inventory, Delivery & Lifecycle Information:

Panduit:

[ISTPHCH3.5MBL](#) [ISTPHCH3.5MGY](#) [ISTPHCH4MGY](#) [ISTPHCH2.5MGY](#) [ISTPHCH4MRD](#) [ISTPHCH4.5MRD](#)