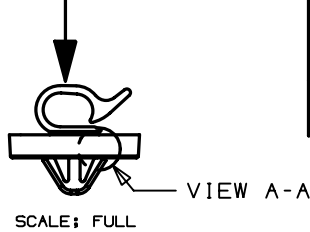
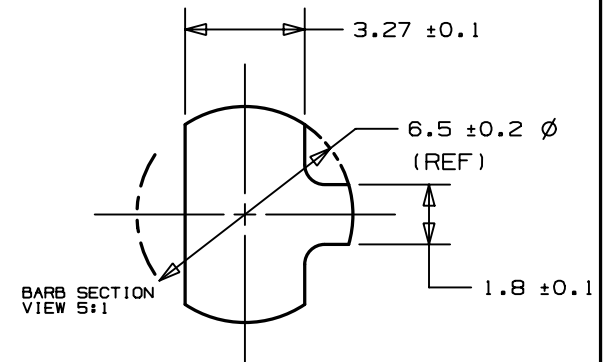
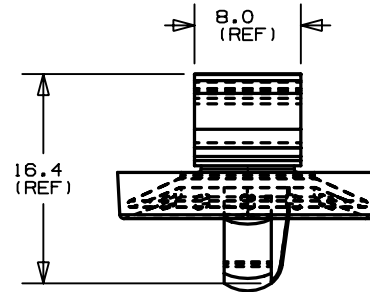
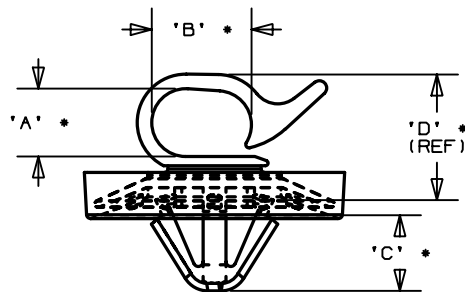


THIS COPY IS PROVIDED ON A RESTRICTED BASIS AND IS NOT TO BE USED IN ANY WAY DETRIMENTAL TO THE INTERESTS OF PANDUIT CORPORATION.

F max = 70N

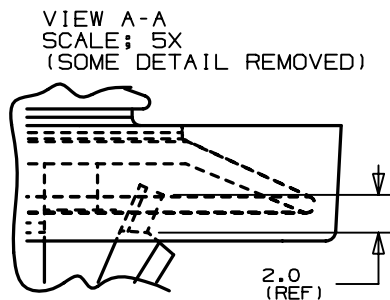
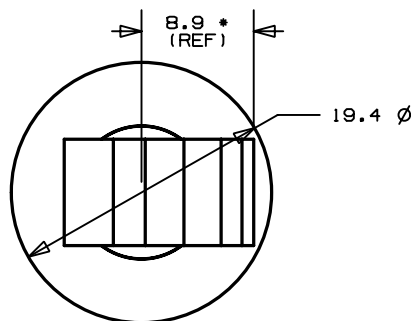


PANDUIT PART NO.	BUNDLE DIA. MIN - MAX.	DIMENSIONS				WEIGHT grams 100 pcs
		'A'	'B'	'C'	'D'	
HCAG05C07-___20	0 - 5.1	5.1	7.5	5.1	9.3	122



NOTES:

1. SEE CURRENT PRICE SHEET FOR PART NUMBER SUFFIX DESIGNATION FOR PACKAGE SIZE, AND COLOR.
2. MATERIAL:
CLIP - NYLON 6/6
GASKET - TPE (STYRENIC BASED ELASTOMER)
COLOR: BLACK
3. HOLE DIAMETER: 6.5 - 6.7
PANEL THICKNESS: 0.5 - 0.7
4. (*) DIMENSIONAL VARIANCE IS POSSIBLE DUE TO MOLDING PROCESS RELATED SINKMARKS.



CAD FILENAME/LAYER		G01932BD_PB_HCAG05C07_04	
PANDUIT		CORP.	
		TINLEY PARK, ILLINOIS	
HARNESS CLIP WITH PUSH MOUNT ANCHOR AND GASKET			
Unless otherwise specified, all dimensions are metric tolerance; ±0.5mm			
DRAWN BY	JAD	MAT'L:	SCALE 2x
DATE	1-15-99	SEE NOTE 2	DRAWING NO.
CHK'D			GB1932BD
		DWG A SIZE	

4	11/4/03	JAD		CHG DIM 'D' TO REF, 3.27 DIM WAS 3.6, CHG 6.5 DIM TO REF, DEL (2) 1.8 REF DIMS, DEL .6 DIM	GB1932BD	4				
REV	DATE	BY	CHK	DESCRIPTION	ECN - R	CUST	SUP			

Mouser Electronics

Authorized Distributor

Click to View Pricing, Inventory, Delivery & Lifecycle Information:

Panduit:

[HCAG05C07-C20](#)