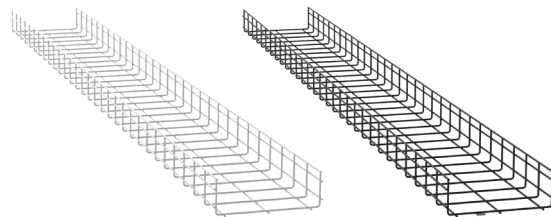


Panduit Wire Basket Cable Tray Routing System

specifications

The overhead cable tray routing system shall consist of pathway sections, splice connectors, sidewalls, waterfalls, mounting brackets, and accessories designed to route and manage copper, fiber optic, or power cables. The pathway sections shall be provided in the various widths: 4", 6", 8", 12", 18", 24". The baskets come in various wall heights: 2", 4", and 6" heights. Trapeze, cantilever, and wall mount brackets are available to support the system. Baskets, accessories, and components are available in black, electro zinc, and white.



technical information

Material:	Black (BL) and White (WH): Steel wire, powder coated black, or white Electro Zinc (EZ): Steel wire electro zinc plated
Approvals:	UL Listed for their suitability for use as Equipment Grounding Conductor in accordance with Sections 392.6(A) and 392.6(B) of the NFPA 70 National Electric Code with AMD 1-5 and NEMA VE1. Black and White: Complies with ASTM 510 Electro Zinc: ASTM B633 SC3, Type III

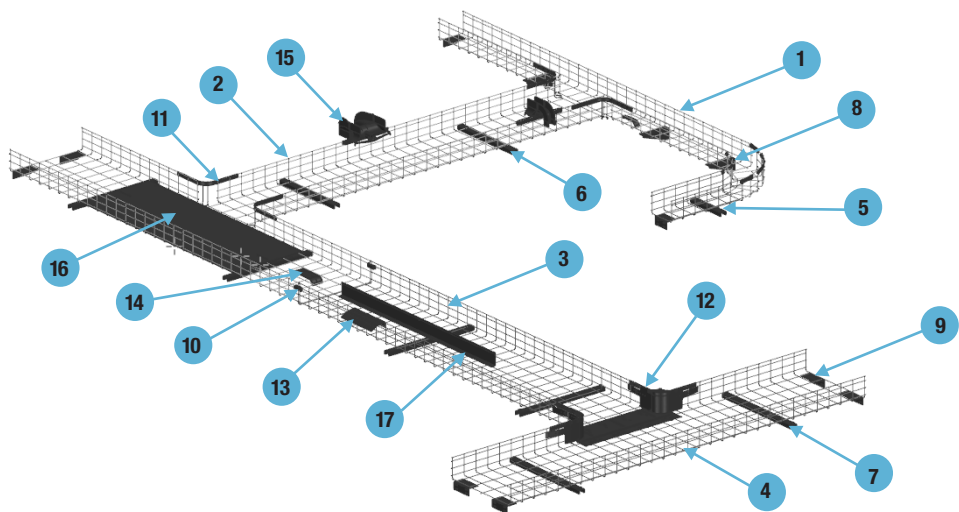
key features and benefits

Strength to weight ratio	The design of the Wire Basket Pathway Sections provides a greater strength to weight ratio than competitive wire basket; easier handling translates into faster installation
Grid pattern	The wire mesh grid pattern allows greater amounts of cables and QuickNet [®] Cassettes to pass grid openings without additional cutting, reducing installation time
Wire	Maintain better safe working load than those in the market with the use of less wires. Less wire means less cutting with aids in reducing the sharp edges
Waterfalls	Cable exit that provide proper bend radius control and are available in various sizes
Bend radius control intersection	Protects cables at intersections and can be easily attached
Splices	Various Splices available which include the following: expansion splice, tool-less splice, and bolted splice

applications

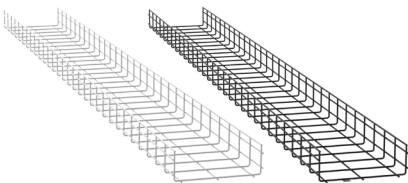
The Panduit Wire Basket is designed to route and manage copper data cables, fiber optic, or power cables within data centers, connected buildings, and industrial automation applications. Innovative features provide quick, safe, and easy assembly for reduced installation costs and faster deployment.

Wire Basket Overhead Cable Tray Routing System




1. Select Your Basket Tray Size

	Basket Height	Basket Width	Color
PWB	2 = 2 inch	X4 = 4 inch	BL = Black WH = White EZ = Electro Zinc
	4 = 4 inch	X6 = 6 inch	
	6 = 6 inch	1 X8 = 8 inch	
		2 X12 = 12 inch	
		3 X18 = 18 inch	
		4 X24 = 24 inch	



2. Select A Mounting Option

	Basket Type	Basket Width	Color
PWB	5 6 7 TB = Trapeze Bracket ¹	4 = 4 inch	BL = Black WH = White EZ = Electro Zinc
	8 CB = Cantilever Bracket ¹	6 = 6 inch	
	WMBV = Vertical Wall Mount Bracket	8 = 8 inch	
	WMN = Narrow Termination Bracket	12 = 12 inch	
	9 WMW = Wide Termination Bracket	18 = 18 inch	
		24 = 24 inch	



¹Only required for trapeze and cantilever bracket options

3. Select Your Hardware

	Series	Color
PWB	10 SPL = Bolted Splice	BL = Black WH = White EZ = Electro Zinc
	PS = Push-On Splice	
	FES = Expansion Splice	
	TSB = Trapeze Hanging Clip ²	
	SC = Strut Clip ²	
	HK = Hardware Kit Clip ³	



²Available only in electro-zinc plating (EZ)

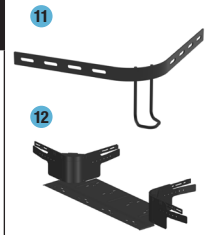
³Available only in black and electro-zinc (BL and EZ)

Wire Basket Overhead Cable Tray Routing System

4. Configure Your Intersections

	Series	Basket Height Used	Basket Width Used ⁴	Color
PWB	11 IB = 90° Radius Intersection ⁴ 12 PF = Formed Tee Fitting	2 = 2 inch 4 = 4 inch 6 = 6 inch	X4 = 4 inch X6 = 6 inch X8 = 8 inch X12 = 12 inch X18 = 18 inch X24 = 24 inch	BL = Black WH = White EZ = Electro Zinc


⁴Skip this for IB series part numbers (not required)



5. Add Your Waterfalls


	Series	Color
PWB	13 DOK = Drop Out Kit WFN = Narrow Waterfall 14 WFW = Wide Waterfall SPJ2 = Spillover Exit 2" ⁵ 15 SPJ4 = Spillover 4" ⁵	BL = Black WH = White EZ = Electro Zinc

⁵Available only in black (BL)




6. Select A Tray Liner

	Series	Basket Width Used	Color
PWB	16 TL = Tray Liner	4 = 4 inch 6 = 6 inch 8 = 8 inch 12 = 12 inch 18 = 18 inch 24 = 24 inch	BL = Black WH = White PG = Pre-Galvanized



7. Select A Divider Wall

	Series	Basket Width Used	Color
PWB	17 DW = Divider Wall	2 = 2 inch 4 = 4 inch 6 = 6 inch	BL = Black WH = White PG = Pre-Galvanized



Wire Basket Overhead Cable Tray Routing System

Commonly Ordered Part Examples

Basket Trays

Part Number	Basket Height	Basket Width	Color
PWB2X24EZ	2"	24"	Electro Zinc
PWB4X12BL	4"	12"	Black
PWB4X18EZ	4"	18"	Electro Zinc

Mounting Brackets

Part Number	Bracket Type	Support Width	Color
PWBTB12EZ	Trapeze	12"	Electro Zinc
PWBCB18BL	Cantilever	18"	Black
PWBWMBVBL	Wall Mount Vertical	Supports All Widths	Black
PWBWMNEZ	Narrow Termination	Supports 4" and 12"	Electro Zinc
PWBWMWEZ	Wide Termination	Supports 6", 8", 18", and 24"	Electro Zinc

Hardware

Part Number	Service	Support Width	Color
PWBSPLBL	Bolted Splice	Supports All Widths	Black
PWBPSEZ	Push on Splice	Supports All Widths	Electro Zinc
PWBTSBEZ	Trapeze Hanger Clip	Supports 4", 6", 8", and 12"	Electro Zinc
PWBSCEZ	Strut Clip	Supports All Widths	Electro Zinc
PWBHKBL	Hardware Kit Clip	Supports All Widths	Black

Intersection

Part Number	Series	Basket Height	Support Width	Color
PWBIB2BL	90° Radius Intersection	2"	Supports All Widths	Black
PWBPF4X12EZ	Formed Tee Intersection	4"	12"	Electro Zinc

Waterfall

Part Number	Service	Support Width	Color
PWBDOKBL	Drop Out Kit	Supports All Widths	Black
PWBWFNEZ	Narrow Waterfall	Supports All Widths	Electro Zinc
PWBWFWBL	Wide Waterfall	Supports 8" and up	Black
PWBSPJ2BL	Spillover Exit 2"	Supports All Widths	Black
PWBSPJ4BL	Spillover Exit 4"	Supports All Widths	Black

Tray Liner

Part Number	Service	Support Width	Color
PWBTL12BL	Tray Liner	12"	Black
PWBTL18PG	Tray Liner	18"	Pre-Galvanized

Divider Wall

Part Number	Service	Support Width	Color
PWBDW2BL	Divider Wall	2"	Black
PWBDW4PG	Divider Wall	4"	Pre-Galvanized

WORLDWIDE SUBSIDIARIES AND SALES OFFICES

PANDUIT US/CANADA
Phone: 800.777.3300

PANDUIT EUROPE LTD.
London, UK
Phone: 44.20.8601.7200

PANDUIT SINGAPORE PTE. LTD.
Republic of Singapore
Phone: 65.6305.7575

PANDUIT JAPAN
Tokyo, Japan
Phone: 81.3.6863.6000

PANDUIT LATIN AMERICA
Guadalajara, Mexico
Phone: 52.33.3777.6000

PANDUIT AUSTRALIA PTY. LTD.
Victoria, Australia
Phone: 61.3.9794.9020

For a copy of Panduit product warranties, log on to www.panduit.com/warranty

For more information

Visit us at www.panduit.com
Contact Customer Service by email: cs@panduit.com
or by phone: 800.777.3300

PANDUIT®

© 2022 Panduit Corp.
ALL RIGHTS RESERVED.
FRSP33--WW-ENG
2/2022

Mouser Electronics

Authorized Distributor

Click to View Pricing, Inventory, Delivery & Lifecycle Information:

[Panduit:](#)

[PWBSPL2WH](#) [PWBSPL5WH](#)