

# Universal Network Zone System

## specifications

The universal network zone system shall include copper/fiber uplinks and downlinks optimized for industrial Ethernet switches. System shall incorporate redundant power supplies and optional UPS and PoE power supply. The enclosure shall be UL 508A, UL Type 4/12/4X, IP66 rated and CE. A removable, pre-engineered back plate with DIN rails shall be incorporated in the enclosure. Pre-installed accessory side panels, fiber slack spool, and L rings shall be included for cable management. The door shall be secured with 3mm double bit or slotted latch drive feature. The door shall hinge on the right or left. Class 2 power circuits shall be pre-wired, labeled, and tested. A barrier shall be present to isolate IT personnel from high voltage power circuit.



## technical information

<b>Standards:</b>	UL 508A Standard for Industrial Control Panels, UL Type 4/12 or 4X, IP66 Rated, CE
<b>Dimensions:</b>	<b>Z23U:</b> 36.0"H x 24.0"W x 11.7"D (914mm x 610mm x 297mm) <b>Z22U:</b> 24.0"H x 24.0"W x 11.7"D (610mm x 610mm x 297mm)
<b>Color and material:</b>	Enclosures: Gray, 14 gauge cold roll steel or 316 stainless steel Back panels: 14 gauge galvanized steel or 304 stainless steel
<b>Thermal analysis:</b>	Validated to 40°C ambient outside of enclosure or 60°C maximum within enclosure at up to 95% (non-condensing) humidity
<b>Installation:</b>	Wall mount with optional outside-mount flange

## key features and benefits

<b>Switch ready solution:</b>	Reduces time required for planning, designing, procurement, and installation, resulting in simpler specification and up to 75% faster implementation
<b>Universal design:</b>	Works with most DIN mount industrial Ethernet switches, providing design flexibility
<b>Designed to accept customer supplied industrial switches:</b>	Offer management and diagnostics from within IT and controls environments to optimize network traffic
<b>Copper/fiber uplinks or patch field and copper/fiber connectivity:</b>	Enables troubleshooting of network connections and verification of field terminations
<b>Included redundant power supplies:</b>	Minimize the risk of equipment failure for improved network reliability
<b>Optional maintenance-free UPS:</b>	Prevents rebooting of switch and loss of network during power outages
<b>Optional PoE:</b>	Provides 48Vdc power to the switch for PoE devices to simplify PoE capable deployments and save money on the purchase of PoE injectors
<b>Isolation barrier:</b>	Segregates higher line voltage from lower voltage switch for increased safety
<b>Bonding provisions and grounding bar:</b>	Ensure path to ground to protect personnel and equipment
<b>Gland plate:</b>	Allows quick and easy access to machine ingress points into enclosure
<b>Detailed installation guide:</b>	Provides easy, repeatable design instructions assuring consistency and saving time on the job-site

## applications

The Panduit Universal Network Zone System is designed to rapidly deploy an industrial Ethernet network between the enterprise and plant floor. Copper/fiber connectivity and power features minimize engineering and installation time resulting in faster implementation. The Universal Network Zone System provides usability similar to IT switches for any customer owned industrial switch to be

deployed on the plant floor. This ensures that management and control of the network does not impede effective network data usage. With UL Type 4/12/4X, IP66 rating and CE, the enclosures provide reliability and high performance, as an integral component of the end-to-end solution for Industrial Networks.

[www.panduit.com/networkzone](http://www.panduit.com/networkzone)

# PANDUIT®

SPECIFICATION SHEET

### Universal Network Zone System

24" x 36": Z23U See part table on page 2

24" x 24": Z22U See part table on page 3

### Related Products

#### PanZone® NEMA 4X Rated Compression Fittings

<b>Cable diameters</b>	
0.115" – 0.250":	PZNF1
<b>Cable diameters</b>	
0.230" – 0.395":	PZNF2
<b>Cable diameters</b>	
0.170" – 0.450":	PZNF3
<b>Drain kit:</b>	PZNDVK

#### IndustrialNet™ TX6™ Connectors

##### Category 6

**UTP bulkhead connector:** IAEBH6

##### Category 6

**STP bulkhead connector:** IAEBH6S

#### Fiber Uplink Accessories

##### Surface mount

**fiber box:** CBXF6BL-AY

##### LC OptiCam®

**connector:** FLCDMCXAQY

##### LC connector

**module:** CMDJAQLCZBL

##### LC OM3 patch cord:

FX2ERLNLNSNM001

##### Opti-Core® Interlocking

**Armored Cable:** FOPRX12Y

#### DIN Rail Patching Accessories

##### IndustrialNet™ 8-Port

##### DIN Rail Mount Copper

**Patch Panel:** CDPP8RG

##### IndustrialNet™ 8-Port

##### DIN Rail Fiber Optic

**Enclosure:** FDME8RG

##### Mini-Com® Single

##### Port DIN Rail

**Mount Adapter:** CADIN1IG^

#### Copper Connectivity

**UTP patch cord:** UTP28SP3

##### UTP

**Mini-Com® Jack:** CJ688TGIW

**STP patch cord:** STP28X1MIG

##### STP

**Mini-Com® Jack:** CJS6X88TGY

#### TX6500™ Copper Cable

**Category 6, UTP:** PUR6504BU-UY

^For standard colors other than International Gray, replace IG in part number with BL (Black), EI (Electric Ivory), IW (Off White), or WH (White).

# Universal Network Zone System

## Universal Network Zone System 24" x 36"

More options available at [www.panduit.com/networkzone](http://www.panduit.com/networkzone)

### Provided with Z23U Enclosures:



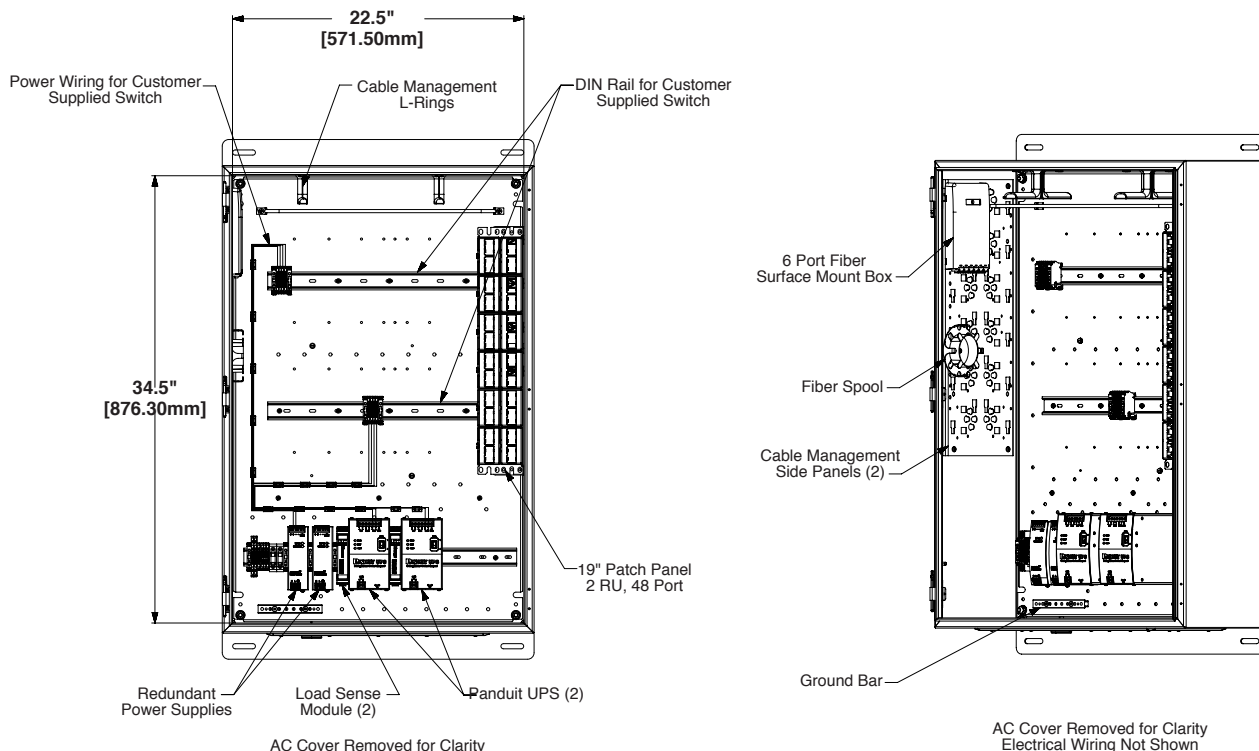
- Downlink Port Connectivity – sixteen Category 6 UTP jacks and patch cords
- Downlink Patch Field – 19" 48-port patch panel (CPP48WBLY)
- Uplink Port Connectivity – six LC adaptors, four LC OM3 patch cords
- Power Infrastructure – redundant 24Vdc power supplies and optional UPS, PoE
- Power Input – 100 – 250 Vac single phase
- DIN Rail Mounting – three 16.7" long DIN rails
- Cable Management – 7" deep strain relief bar and adjustable ring managers
- Isolation barrier to cover high voltage equipment on lower DIN rail
- One removable, machinable gland plate

**Customer Supplied:** accepts up to two user-defined industrial DIN mount switches with max dissipation of 42 watts at 24Vdc

Part Number	Enclosure Type	Power Options
Z23U-S24	4/12 Steel	Redundant power supplies
Z23U-624	4X 316 SS	Redundant power supplies
Z23U-S25	4/12 Steel	Redundant power supplies and two maintenance-free UPSs
Z23U-S25S	4/12 Steel	Redundant power supplies and two maintenance-free UPSs
Z23U-625	4X 316 SS	Redundant power supplies and two maintenance-free UPSs
Z23U-625S	4X 316 SS	Redundant power supplies and two maintenance-free UPSs
Z23U-S15	4/12 Steel	Redundant power supplies and one maintenance-free UPS
Z23U-S15S	4/12 Steel	Redundant power supplies and one maintenance-free UPS
Z23U-615	4X 316 SS	Redundant power supplies and one maintenance-free UPS
Z23U-615S	4X 316 SS	Redundant power supplies and one maintenance-free UPS

For systems with STP Category 6A patch cords and jacks, add an "S" to the end of the part number, for example Z23U-S24 includes UTP copper connectivity, while Z23U-S24S includes STP copper connectivity.

### Elevation Example: Z23U-S25



# Universal Network Zone System

## Universal Network Zone System 24" x 24"

More options available at [www.panduit.com/networkzone](http://www.panduit.com/networkzone)

### Provided with Z22U Enclosures:



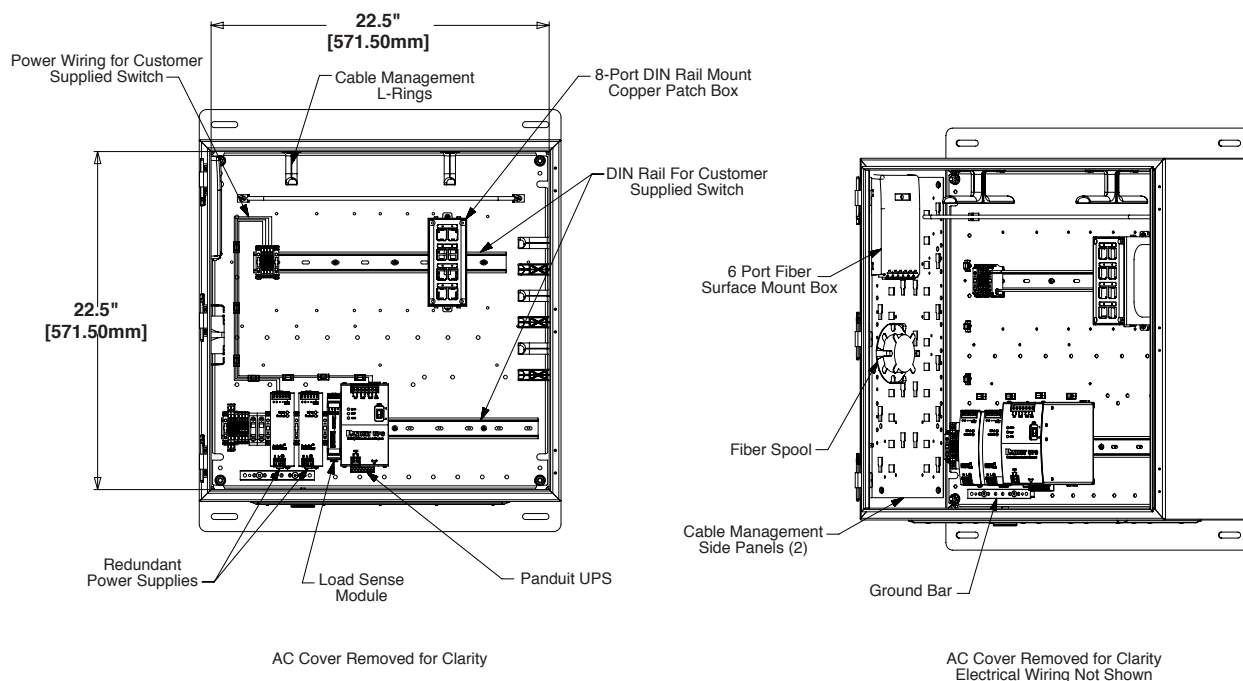
- Downlink Port Connectivity – eight Category 6 UTP jacks and patch cords
- Downlink Patch Field – one 8-port patch panel (CDPP8RG)
- Uplink Port Connectivity – six LC adaptors, two LC OM3 patch cords
- Power Infrastructure – redundant 24Vdc power supplies and optional UPS, PoE
- Power Input – 100 – 250 Vac single phase
- DIN Rail Mounting – two 16.7" long DIN rails
- Cable Management – 7" deep strain relief bar and adjustable ring managers
- Isolation barrier to cover high voltage equipment on lower DIN rail
- One removable, machinable gland plate

**Customer Supplied:** accepts one user-defined industrial DIN mount switch with max dissipation of 42 watts at 24Vdc

Part Number	Enclosure Type	Power Options
Z22U-S14	4/12 Steel	Redundant power supplies
Z22U-614	4X 316 SS	Redundant power supplies
Z22U-S15	4/12 Steel	Redundant power supplies and one maintenance-free UPS
Z22U-S15S	4/12 Steel	Redundant power supplies and one maintenance-free UPS
Z22U-615	4X 316 SS	Redundant power supplies and one maintenance-free UPS
Z22U-615S	4X 316 SS	Redundant power supplies and one maintenance-free UPS

For systems with STP Category 6A patch cords and jacks, add an "S" to the end of the part number, for example Z22U-S14 includes UTP copper connectivity, while Z22U-S14S includes STP copper connectivity.

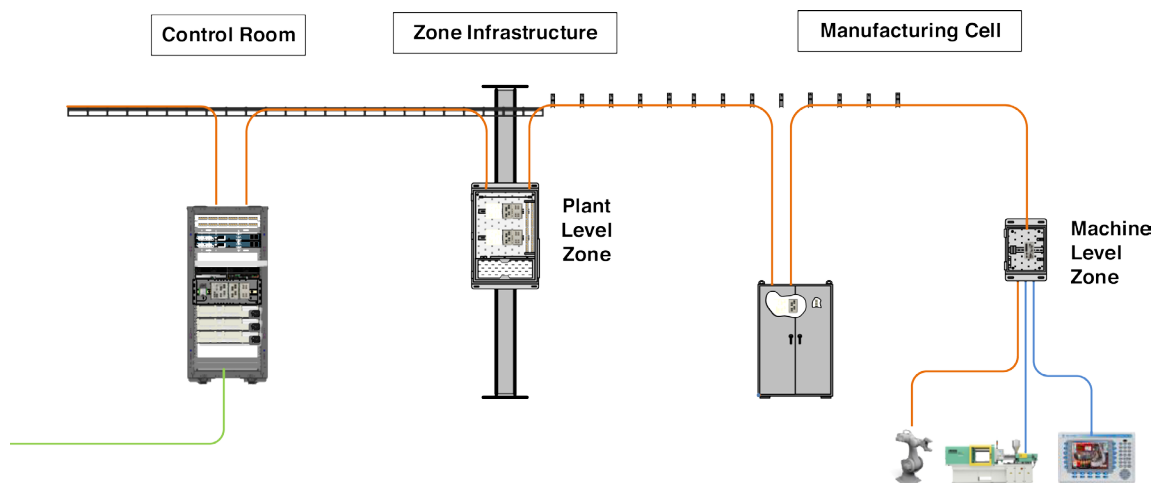
## Elevation Example: Z22U-S15



# Universal Network Zone System

## Deploying Zone Network Topology

The Panduit® building block architecture for industrial networks is a highly effective way to deploy industrial Ethernet solutions in a plant floor environment. Panduit's network zone systems building block helps to deploy industrial switches and provide a platform to improve manageability, localize network traffic, and limit Layer 2 broadcast domains<sup>‡</sup>. The network zone systems allow all cables within a cell/area zone to be managed and patched within a single enclosure. By using a zone cabling architecture, network cabling becomes easier to locate, manage, and maintain because each additional device is routed within the same pathways and enclosure. Managed cabling decreases the number of home runs throughout a facility and reduces abandoned cable in plenum spaces, to make the workplace run more efficiently and safely.



*Following a zone topology with the Panduit building block architecture creates a highly scalable and flexible network deployment.*

<sup>‡</sup> For additional reference see the Panduit Popular Configuration Drawing "Overview of Industrial Switch Deployment" PCD0001.

### WORLDWIDE SUBSIDIARIES AND SALES OFFICES

PANDUIT US/CANADA  
Phone: 800.777.3300

PANDUIT EUROPE LTD.  
London, UK  
Phone: 44.20.8601.7200

PANDUIT SINGAPORE PTE. LTD.  
Republic of Singapore  
Phone: 65.6305.7575

PANDUIT JAPAN  
Tokyo, Japan  
Phone: 81.3.6863.6000

PANDUIT LATIN AMERICA  
Guadalajara, Mexico  
Phone: 52.33.3777.6000

PANDUIT AUSTRALIA PTY. LTD.  
Victoria, Australia  
Phone: 61.3.9794.9020

For a copy of Panduit product warranties, log on to [www.panduit.com/warranty](http://www.panduit.com/warranty)

**PANDUIT®**

Visit us at [www.panduit.com/networkzone](http://www.panduit.com/networkzone)  
[iai@panduit.com](mailto:iai@panduit.com)

©2018 Panduit Corp.  
ALL RIGHTS RESERVED.  
ZCSP25--WW-ENG  
3/2018

# Mouser Electronics

Authorized Distributor

Click to View Pricing, Inventory, Delivery & Lifecycle Information:

[Panduit:](#)

[Z23U-624](#) [Z23U-625S](#) [Z23U-S15S](#) [Z22U-S24S](#)