


## 4.9 mm×4.0 mm SMD Light Touch Switches

Type: **EVPBK**



### ■ Features

- External dimensions: 4.9 mm×4.0 mm, Height 0.63 mm
- High operability  
Equipped with an actuator (push plate)
- IP67 characteristic

### ■ Recommended Applications

- Operation switches for Smartphone, Tablet, Wearable devices (Smartwatch)

### ■ Explanation of Part Numbers

1	2	3	4	5	6	7	8	9	10	11	12
E	V	P	B	K		A		B	0	0	0
Product Code			Type		Operating Force	Height					

### ■ Specifications

Type		Snap action/Push-on type SPST
Electrical	Rating	10 $\mu$ A 2 V DC to 20 mA 15 V DC (Resistive load)
	Contact Resistance	500 m $\Omega$ max.
	Insulation Resistance	50 M $\Omega$ min. (at 100 V DC)
	Dielectric Withstanding Voltage	250 V AC for 1 minute
	Bouncing	10 ms max. (ON, OFF)
Mechanical	Operating Force	2.5 N
	Travel	0.23 mm
Endurance	Operating Life	1,000,000 cycles min.
IP67(*1)	IP6x (Dust resistance)	Dust :Talc(Type4) 8h
	IPx7 (Water resistance)	Immersion depth:1m 30min.
Operating Temperature		-40 °C to +85 °C
Storage Temperature		-40 °C to +85 °C (Bulk)
		-20 °C to +60 °C (Taping)
Minimum Quantity/Packing Unit		10,000 pcs. Embossed Taping (Reel Pack)
Quantity/Carton		50,000 pcs.

Note: Non washable

(\*1) IP67 : Switch shall not be operated during test.

Water or dust ingress shall be limited enough to prevent deleterious effect to the switch function.

However, IP67 shall be guaranteed under single product state,

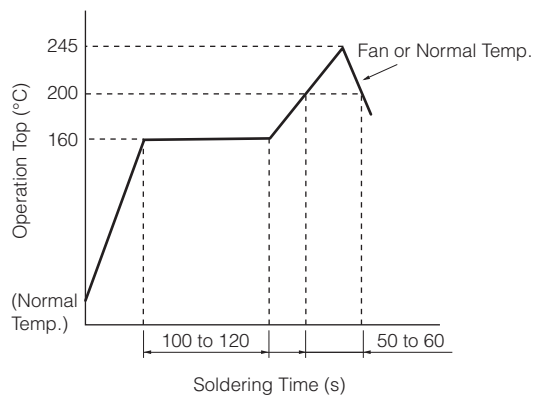
then there is a possibility that IP67 performance become impaired depending on your mounting condition or usage.

So, please ask us in advance, if the switch is applied to important usage for water and dust resistant.

Design and specifications are each subject to change without notice. Ask factory for the current technical specifications before purchase and/or use.  
Should a safety concern arise regarding this product, please be sure to contact us immediately.

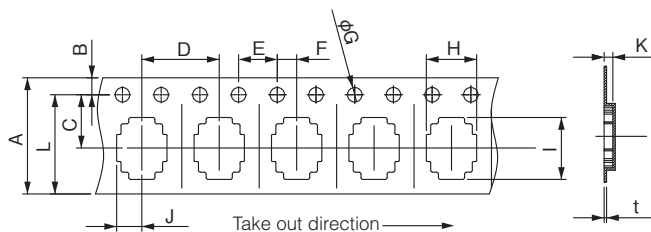


### ■ Recommended Reflow Soldering Conditions



\* Reflow temperature may vary by location even in the same reflow condition.  
Please check the reflow temperature at terminals and at the top of a switch to make sure the both temperatures are within the specification.  
If even one of them is out of the specifications, please adjust.

### ● Embossed Carrier Taping



- \* Taping condition  
Lack of products in the middle of taping should be one MAX, but total quantity specified in the specifications should be secured.
- \* Peeling off strength of top tape  
It should be within 0.2N to 1.0N at 165 degree in peeling off angle.
- \* Joint of carrier tape  
One joint per one reel may exist.

Unit: mm

Part No.	Height	A	B	C	D	E	F	G	H	I	J	K	L	t
EVPBK	0.63	12.0±0.2	1.75±0.1	5.5±0.05	8.0±0.1	4.0±0.1	2.0±0.05	1.5 <sup>+0.1</sup> <sub>-0</sub>	5.2±0.2	6.4±0.2	(2.6)	0.9±0.1	(10.25)	0.25±0.05

# Mouser Electronics

Authorized Distributor

Click to View Pricing, Inventory, Delivery & Lifecycle Information:

Panasonic:

[EVP-BK4A1B000](#)