


2 mm Thick SMD Light Touch Switches for Reflow Soldering (Without Push Plate)

Japan

Type: **EVQQF**



Sealed design and surface-mount type

■ Features

- 2.0 mm-high chip Light Touch Switches
- Reflow soldering available
- High reliability due to sealed structure
- Ground terminal option

■ Recommended Applications

- Operating switches for camcorders, headphone stereos
- Operating signal input switches for communication equipments

■ Explanation of Part Numbers

1	2	3	4	5	6	7	8	9
E	V	Q	Q	F		0	2	K
Product Code			Type			Height	Push Plate Color	

■ Product Chart

Type without Push Plate	Soldering		Reflow soldering	
	Packaging		Taping	
	Ground terminal		Without	With
Profile H=2.0 mm	Operating Force	1.3 N	EVQQFV	EVQQFY

■ Specifications


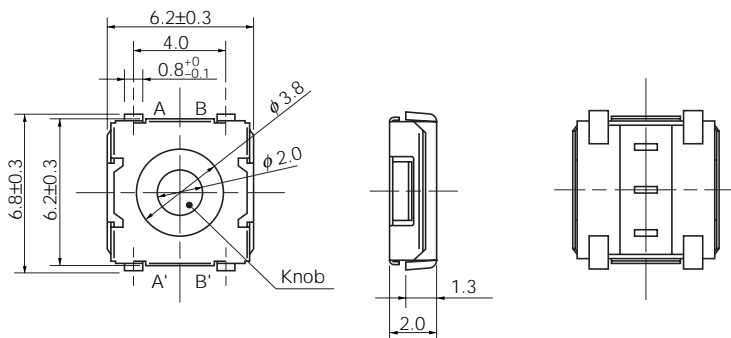

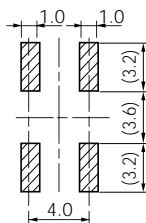

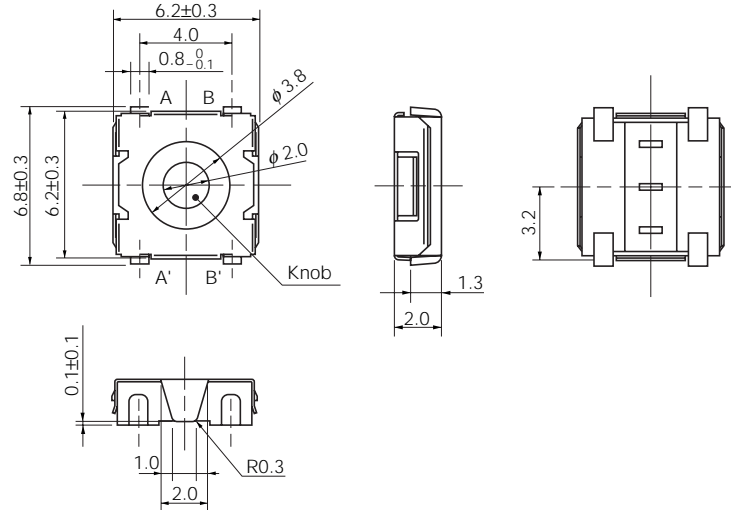
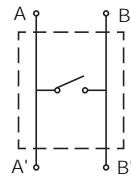
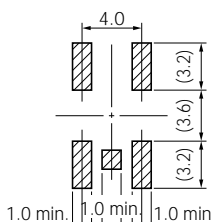
Type		Snap action/Push-on type SPST
Electrical	Rating	20 mA 15 Vdc max. (Resistive load)
	Contact Resistance	50 mΩ max.
	Insulation Resistance	50 MΩ min. (at 100 Vdc)
	Dielectric Withstanding Voltage	250 Vac for 1 minute
	Bouncing	3 ms max. (ON) 8 ms max. (OFF)
Mechanical	Operating Force	1.3 N±0.4 N
	Travel	0.25 mm±0.10 mm
Endurance	Operating Life	100000 cycles min.*
	Operating Temperature	-20 °C to +70 °C (45 % to 85 % RH)
	Storage Temperature	-40 °C to +85 °C (Bulk) -20 °C to +60 °C (Taping)
Minimum Quantity/Packing Unit		4000 pcs. Embossed Taping (Reel Pack)
Quantity/Carton		20000 pcs.

Note: Non washable

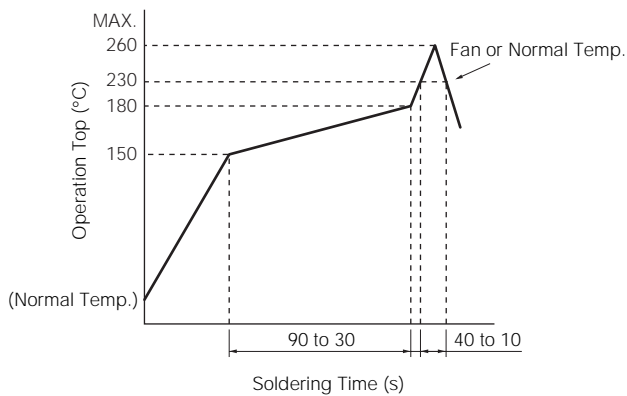
* 1 million cycles also available, consult our salesmen.

Design and specifications are each subject to change without notice. Ask factory for the current technical specifications before purchase and/or use.
Should a safety concern arise regarding this product, please be sure to contact us immediately.

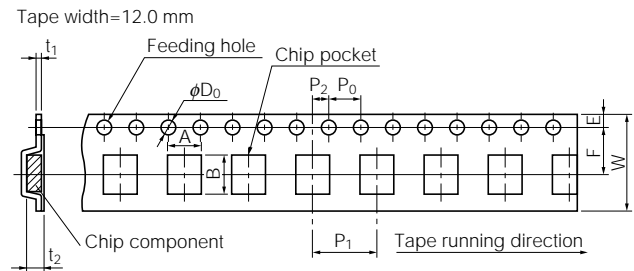
■ Dimensions in mm (not to scale)

<div>No. 1</div>				
<div>EVQQFV</div> <div>(Embossed Taping)</div> <div>Surface mount</div> <div>For reflow soldering</div> <div>Without ground terminal</div> <div></div>		<div></div> <div></div> <div>Circuit diagram</div> <div></div> <div>Recommended land pattern</div>		
Part Numbers		Operating Force	Height	Operating Life
EVQQFV02K		1.3 N	2.0 mm	100000 cycles
<div>No. 2</div>				
<div>EVQQFY</div> <div>(Embossed Taping)</div> <div>Surface mount</div> <div>For reflow soldering</div> <div>With ground terminal</div> <div></div>		<div></div> <div></div> <div>Circuit diagram</div> <div></div> <div>Recommended land pattern</div>		
Part Numbers		Operating Force	Height	Operating Life
EVQQFY02K		1.3 N	2.0 mm	100000 cycles

■ Recommended Reflow Soldering Conditions



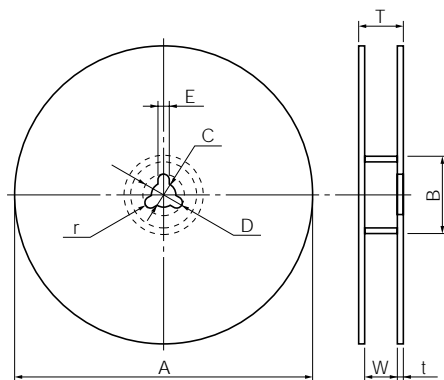
● Embossed Carrier Taping



Unit: mm

Part No.	Height	A	B	W	F	E	P ₁	P ₂	P ₀	D ₀ Dia.	t ₁	t ₂
EVQQF	2.0	7.0±0.2	7.5±0.2	12.0±0.3	5.5±0.1	1.75±0.10	8.0±0.1	2.0±0.1	4.0±0.1	1.5 ^{+0.1} ₋₀	0.30±0.05	2.2±0.2

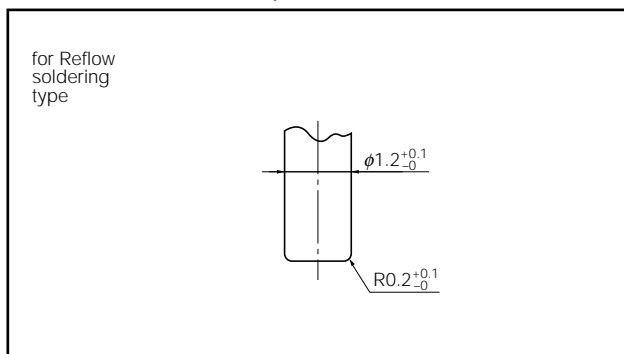
● Standard Reel Dimensions in mm (not to scale)



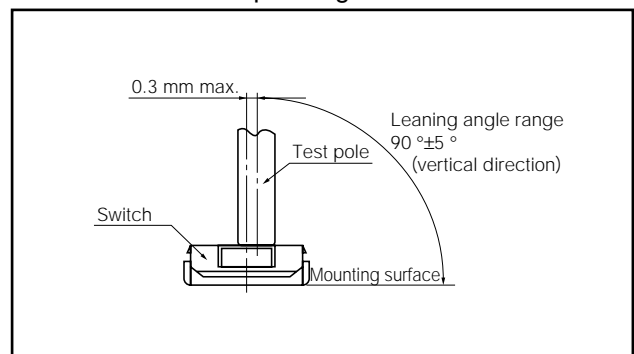
Item	A	B	C	D	E
Rate (mm)	φ370.0±2.0	φ50.0 min.	φ13.0±0.5	φ21.0±1.0	2.0±0.5

Item	W	T	t	r
Rate (mm)	14.0±1.5	—	1.0 to 3.0	1.0±0.5

■ Recommended Shape of Test Pole



■ Recommended Operating Conditions



Mouser Electronics

Authorized Distributor

Click to View Pricing, Inventory, Delivery & Lifecycle Information:

Panasonic:

[EVQ-QFV02K](#) [EVQ-QFY02K](#) [EVQ-QFA02K](#)