

# Specifications

Ver.1.1

Product Name

PIR MOTION SENSOR "PaPIRs"

Model No.

EKMC260711□K

Page: 1

## 1.Product Name

PIR MOTION SENSOR "PaPIRs"

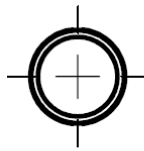
VZ series • Low profile type (170μA / Analog output)

## 2.Model Number

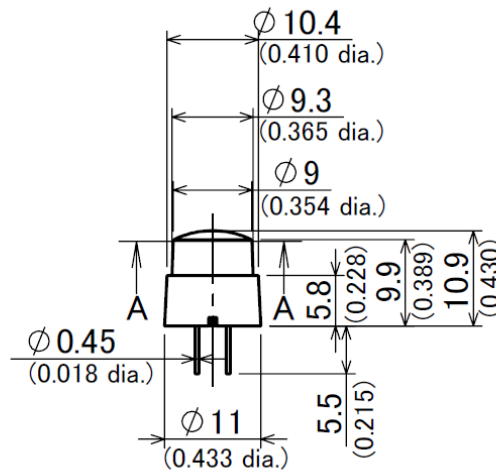
Lens Color	Model Number
White	EKMC2607111K
Black	EKMC2607112K
Pearl White	EKMC2607113K

## 3.Dimensions

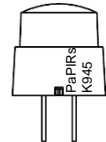
Top VIEW



Side VIEW



Marking



K 9 45

a) b) c)

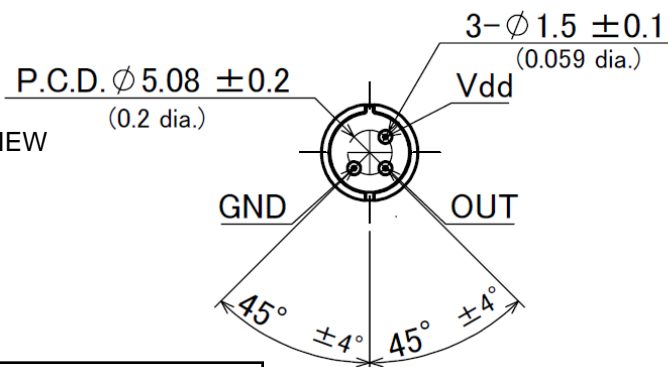
a) The Marking which was shown by a list shown below

Marking	Model Number
D	EKMB110711□
E	EKMB120711□
F	
G	
H	EKMB130711□K
I	
J	EKMC160711□
K	EKMC260711□K
L	
M	
N	

b) Last-digit of the year  
(Ex:2019=9,2020=0,...)

c) Lot No.  
1<sup>st</sup> week of Jan. will be 01,  
and further No. of 02,03,  
will continue up to 53.

Bottom VIEW



SECTION A-A

General Tolerance ±0.5mm (±0.020inch)

Panasonic Corporation

Approved by

Checked by

Issued on Mar. 1<sup>st</sup>,2019

Designed by

Specifications				Ver.1.1
Product Name	PIR MOTION SENSOR “PaPIRs”	Model No.	EKMC260711□ K	Page: 2

#### 4.Characteristics

##### 4-1 Detection Performance

Conditions for measuring: Ambient temperature=25°C(77° F) Operating voltage=5VDC

		Value	Conditions concerning the target
※Detection Sensitivity		$\pm 0.22V \leq$	1.The temperature difference between the target and the surroundings should be superior to 4°C.(7.2° F) 2.Movement speed: 1.0m/s 3.Target concept is human body (Size:Around 700×250mm) 4.Detection range is 5m.
Detection Area	Horizontal	90° (±45°)	
	Vertical	90° (±45°)	
	Detection zones*	32	

※The detection range is about 5m however, depending on the target's speed and its temperature difference with the surroundings, detection can occur at a range superior to the value above.

Therefore, before using, please confirm the detection characteristics under the usage environment.

\*Refer to the “detection area” diagram in section 4-5.

##### 4-2 Maximum Rated Values

	Value	Unit
Power Supply Voltage	-0.3~7.0	VDC
Usable Ambient Temperature	-20~+60°C (-4~+140° F) Do not use in a freezing or condensation environment	
Storage Temperature	-20~+70°C (-4~+158° F)	

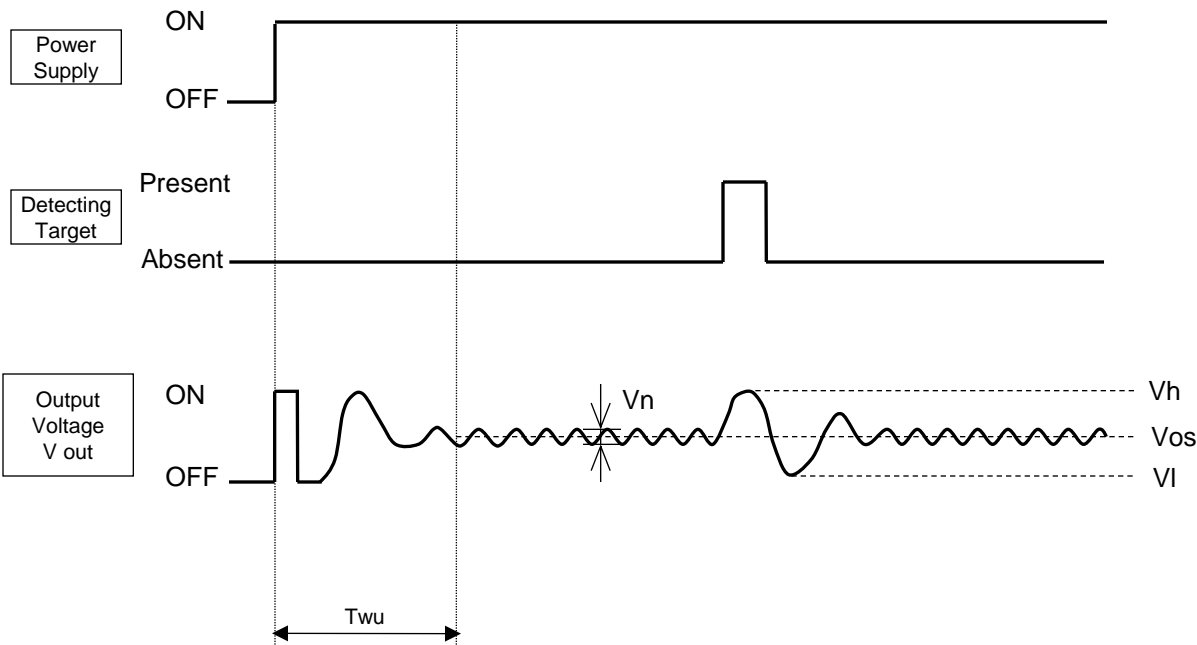
##### 4-3 Electrical Characteristics

Conditions for Measuring: Ambient temperature: 25°C(77° F)

Subject		Symbol	Min	Avg.	Max	Unit	Special mention
Operating Voltage		Vdd	3.0	—	5.5	VDC	—
Electrical Current Consumption		Iw	—	170	350	μA	Iout=0
Output Current		Iout	—	—	200	μA	—
Analog Output Saturated Voltage	High	Vh	1.9	—	—	V	—
	Low	VI	—	—	0.2	V	—
Output offset average voltage		Vos	1.0	1.1	1.2	V	Steady-state output voltage when not detecting.
Steady-state noise		Vn	—	80	150	mV	—
Circuit Stability Time (when voltage is applied)		Twu	—	—	30	s	—

Specifications				Ver.1.1
Product Name	PIR MOTION SENSOR “PaPIRs”	Model No.	EKMC260711□ K	Page: 3

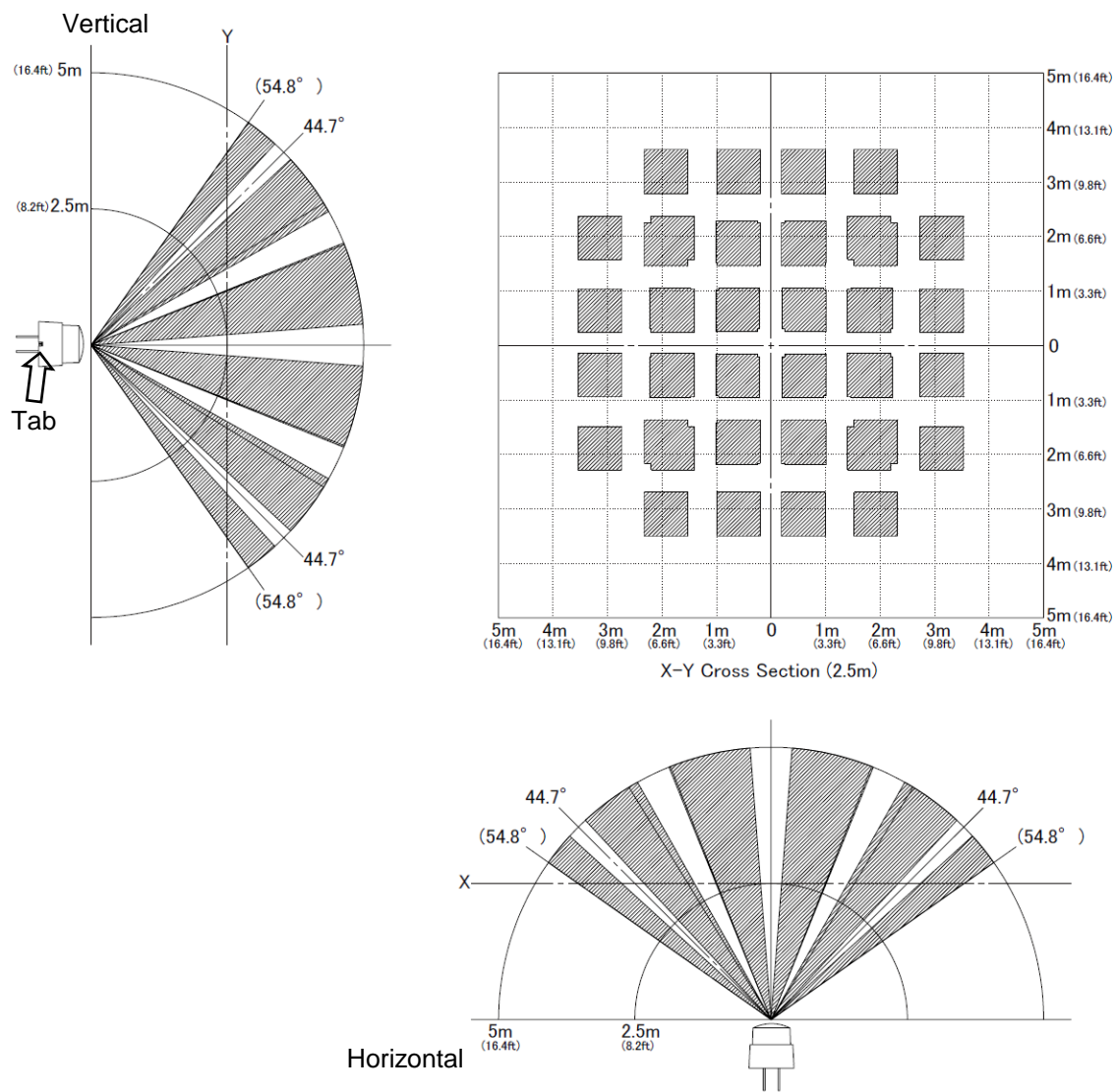
4-4 Timing Chart



**【Durations】**  
 Twu: Circuit Stability Time: About 30s. (max.)  
 During this stage, the output's status is undefined (ON/OFF) and detection is therefore not guaranteed.

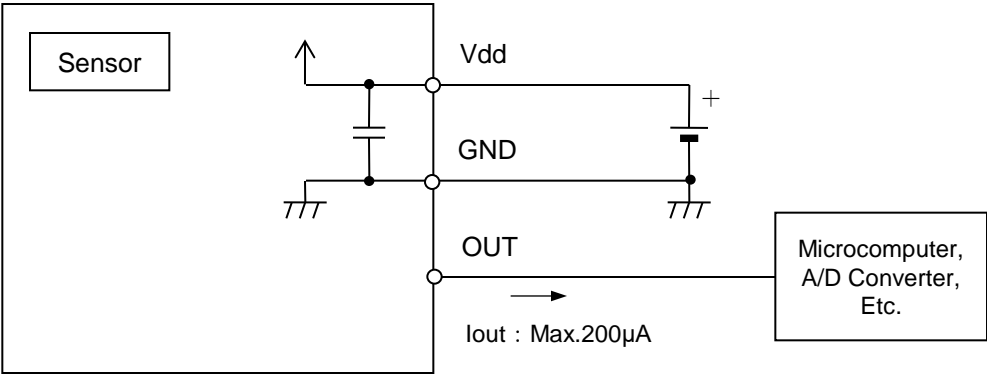
Specifications				Ver.1.1
Product Name	PIR MOTION SENSOR “PaPIRs”	Model No.	EKMC260711□ K	Page: 4

4-5 Detection Area



Specifications				Ver.1.1
Product Name	PIR MOTION SENSOR “PaPIRs”	Model No.	EKMC260711□ K	Page: 5

4-6 Wiring Diagram

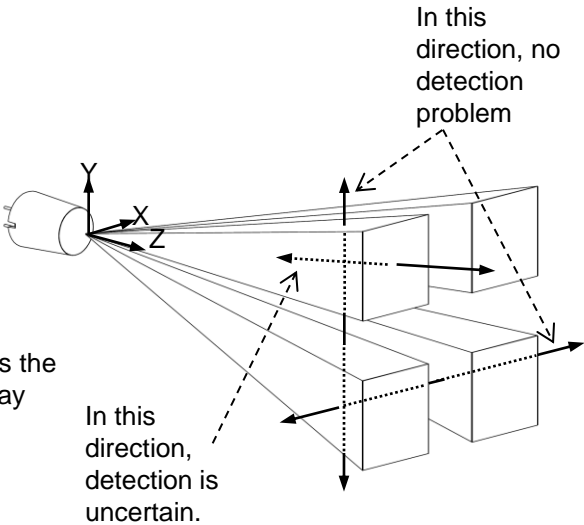


4-7 Mounting Directions

1) Direction

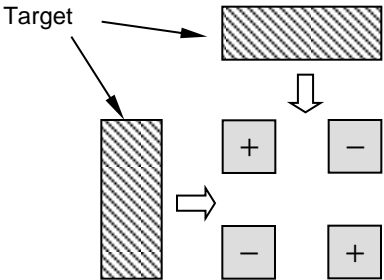
As detailed on the diagram, please install the sensor so that the expected trespassing direction corresponds to the axis X or axis Y.

In some cases, going back and forth towards the sensor (parallel movement to the axis Z), may not be detected.



2) Detection Area

As shown on the diagram, the detection zone is polarized.  
If a target enters the detection zones + and – at the same time, the signals are respectively cancelled and detection could become impossible at maximum detection range.  
(Please refer to the detection area diagram in 4-5 for details)





Specifications				Ver.1.1
Product Name	PIR MOTION SENSOR “PaPIRs”	Model No.	EKMC260711□ K	Page: 7
<p><u>6.Operating Precautions</u></p> <p>6-1 Basic Principles</p> <p>PaPIRs is a pyroelectric infrared sensor that detects variations in infrared rays. However, it may not detect in the following cases: lack of movement, no temperature change in the heat source. Besides, it could also detect the presence of heat sources other than a human body. Efficiency and reliability of the system may vary depending on actual operating conditions:</p> <ol style="list-style-type: none"> <li>1) Detecting heat sources other than the human body, such as: <ol style="list-style-type: none"> <li>a) small animals entering the detection area</li> <li>b) When a heat source for example sun light, incandescent lamp, car headlights etc, or strong light beam hit the sensor regardless inside or outside the detection area.</li> <li>c) Sudden temperature change inside or around the detection area caused by hot or cold wind from HVAC, or vapor from the humidifier, etc.</li> </ol> </li> <li>2) Difficulty in sensing the heat source <ol style="list-style-type: none"> <li>a) Glass, acrylic or similar materials standing between the target and the sensor may not allow a correct transmission of infrared rays,</li> <li>b) Non-movement or quick movements of the heat source inside the detection area. (Please refer to 4-1 for details about movement speed.)</li> </ol> </li> <li>3) Expansion of the detection area <p>In case of considerable difference in the ambient temperature and the human body temperature, detection area may be wider apart from the configured detection area.</p> </li> <li>4) Malfunction / Detection error <p>Unnecessary detection signal might be outputted, on rare occasions, come from sudden outbreak output due to the nature of pyro-electric element. When the application does not accept such condition strictly, please implement the countermeasure by introducing pulse count circuit etc.</p> </li> </ol> <p>6-2 Optimal Operating Environment Conditions</p> <ol style="list-style-type: none"> <li>1) Temperature : Please refer to the maximum rated values of 4-2.</li> <li>2) Humidity Degree : 15~85% Rh (Avoid condensation or freezing of this product)</li> <li>3) Pressure : 86~106kPa</li> <li>4) Overheating, oscillations, shocks can cause the sensor to malfunction.</li> <li>5) This sensor is not waterproof or dustproof. Avoid use in environments subject to excessive moisture, condensation, frost, containing salt air or dust.</li> <li>6) Avoid use in environments with corrosive gases.</li> </ol>				
Issued on Mar. 1 <sup>st</sup> ,2019		Panasonic Corporation		

Specifications				Ver.1.1
Product Name	PIR MOTION SENSOR “PaPIRs”	Model No.	EKMC260711□ K	Page: 8
<p>6-3 Handling Cautions</p> <ol style="list-style-type: none"> <li>1) Do not solder with a soldering iron above 350°C (662° F) , or for more than 3 seconds. This sensor should be hand soldered.</li> <li>2) To maintain stability of the product, always mount on a printed circuit board.</li> <li>3) Do not use liquids to wash the sensor. If washing fluid gets through the lens, it can reduce performance.</li> <li>4) Do not use a sensor after it fell on the ground.</li> <li>5) The sensor may be damaged by ±200 volts of static electricity. Avoid direct hand contact with the pins and be very careful when operating the product.</li> <li>6) When wiring the product, always use shielded cables and minimize the wiring length to prevent noise disturbances.</li> <li>7) The inner circuit board could be destroyed by a voltage surge. Use of surge absorption elements is highly recommended. Surge resistance : below the power supply voltage value indicated in the maximum rated values section.</li> <li>8) Please use a stabilized power supply. Power supply noise can cause operating errors. Noise resistance : ±20V or less (Square waves with a width of 50ns or 1μs) To reduce the effect of power supply noise, install a capacitor on the sensor’s power supply pin.</li> <li>9) Operating errors can be caused by noise from static electricity, lightning, cell phone, amateur radio, broadcasting offices etc...</li> <li>10) Detection performance can be reduced by dirt on the lens, please be careful.</li> <li>11) The lens is made of soft materials (Polyethylene). Please avoid adding weight or impacts that might change its shape, causing operating errors or reduced performance.</li> <li>12) Operating “temperatures” and “humidity level” are suggested to prolong usage. However, they do not guarantee durability or environmental resistance. Generally, high temperatures or high humidity levels will accelerate the deterioration of electrical components. Please consider both the planned usage and environment to determine the expected reliability and length of life of the product.</li> <li>13) Do not attempt to clean this product with any detergent or solvent, such as benzene or alcohol, as these can cause shape or color alterations.</li> <li>14) Avoid storage in high, low temperature or liquid environments. As well, avoid storage in environments containing corrosive gas, dust, salty air etc. It could cause performance deterioration and the sensor’s main part or the metallic connectors could be damaged.</li> <li>15) Storage conditions <ul style="list-style-type: none"> <li>Temperature: +5 ~ +40°C (+41 ~ +104° F)</li> <li>Humidity: 30 ~ 75%</li> </ul> Please use within 1 year after products delivery. </li> </ol>				
Issued on Mar. 1 <sup>st</sup> ,2019		Panasonic Corporation		

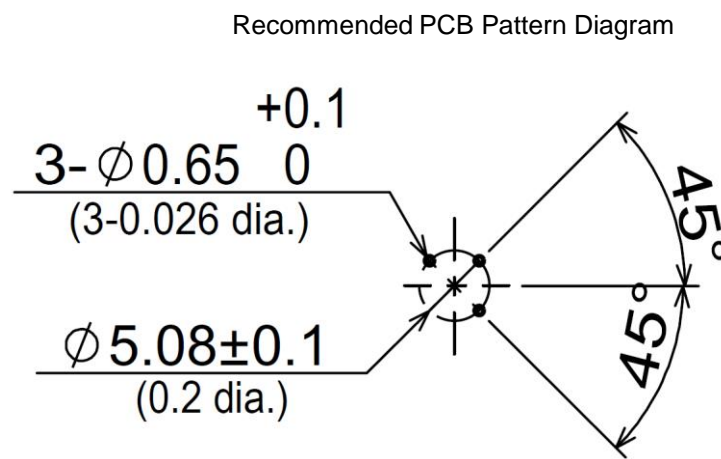
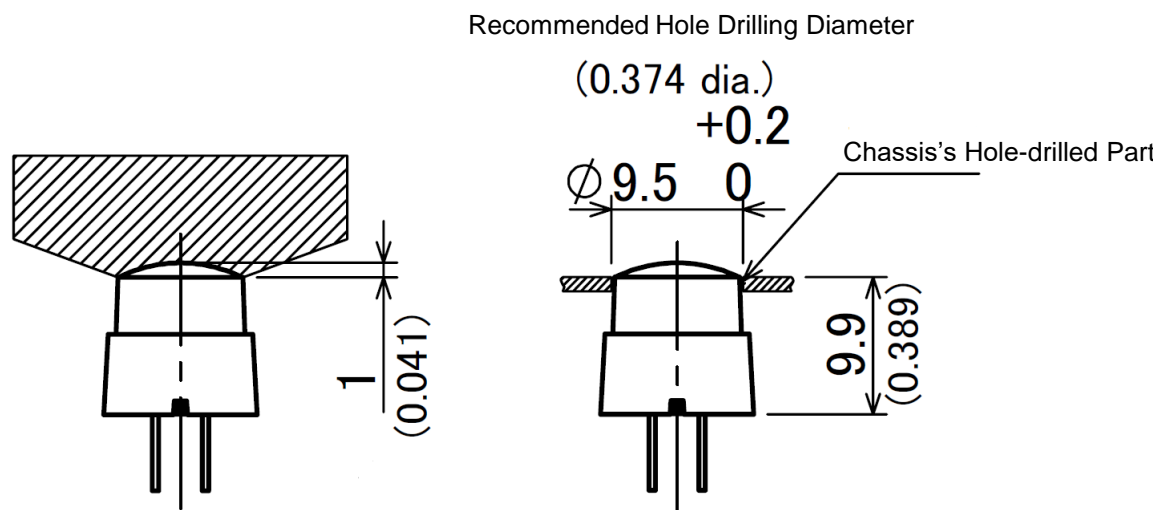


Specifications				Ver.1.1
Product Name	PIR MOTION SENSOR “PaPIRs”	Model No.	EKMC260711□ K	Page: 9

7.When Designing Your Product

To ensure that the sensor’s detection capability corresponds to the specification, please install the sensor in such a way that the rounded top of the lens protrudes at least 1mm above the chassis (enclosure), see picture below.  
 Furthermore the hole in the chassis (enclosure) needs to take the sensor’s conical shape into consideration.

**When designing a PCB, make sure that the sensor’s back side and terminals do not come into contact with wiring patterns to prevent short-circuits.**



Specifications				Ver.1.1
Product Name	PIR MOTION SENSOR “PaPIRs”	Model No.	EKMC260711□ K	Page: 10
<p><u>8.Special Notice</u></p> <p>As improvements are continually being made, the specifications or design of this product are subject to change without notice.</p> <p>Please strictly follow the “Safety Precautions” and “Operating Precautions” on the specifications sheet. Normal functioning cannot be expected if used in environments or conditions other than those specified above.</p> <p>We are deeply committed to providing the highest quality control for this product. Nevertheless:</p> <ol style="list-style-type: none"><li>1) For issues not addressed above, we invite you to share your suggestions, or details about your company’s usage conditions, installation, specifications, needs of end users, and applications for this sensor.</li><li>2) To reduce the risk of harm caused by product failure to human life or assets, this product should always be used in conjunction with other safety measures, such as protective circuitry, double layered circuit boards, etc., and used within the guaranteed performance, efficiency or special characteristics values stated in the specification sheet.</li><li>3) This product is warranted for a period of one year, from date of delivery, applicable only if the product is used in accordance with the precautions mentioned above and the specifications sheet. We will replace or repair at the delivery location any malfunctioning or defective part or entire product if such defect or malfunction is caused by us.</li></ol> <p>However, the above warranty shall be void in the following circumstances:</p> <ol style="list-style-type: none"><li>a) Damage caused to something else than the product itself.</li><li>b) Damage or loss resulting during transportation, storage or handling after the date of supply.</li><li>c) Phenomenon unforeseeable in the state of the technology as of the supply date.</li><li>d) Damage caused by natural or unnatural events such as fire, earthquake, flood, or conflicts beyond our control.</li></ol>				
Issued on Mar. 1 <sup>st</sup> ,2019		Panasonic Corporation		

# Mouser Electronics

Authorized Distributor

Click to View Pricing, Inventory, Delivery & Lifecycle Information:

Panasonic:

[EKMC2607112K](#) [EKMC2607111K](#) [EKMC2607113K](#)