



# Plastic Film Capacitors

## Metallized Polypropylene Film Capacitor

### EZPV series

#### Features

- High Safety (with safety function)
- Long product life, High reliability
- Low loss, Low ESR
- Flame retardant (Case and sealing resin)
- AEC-Q200 compliant (For automotive part No.)
- RoHS compliant

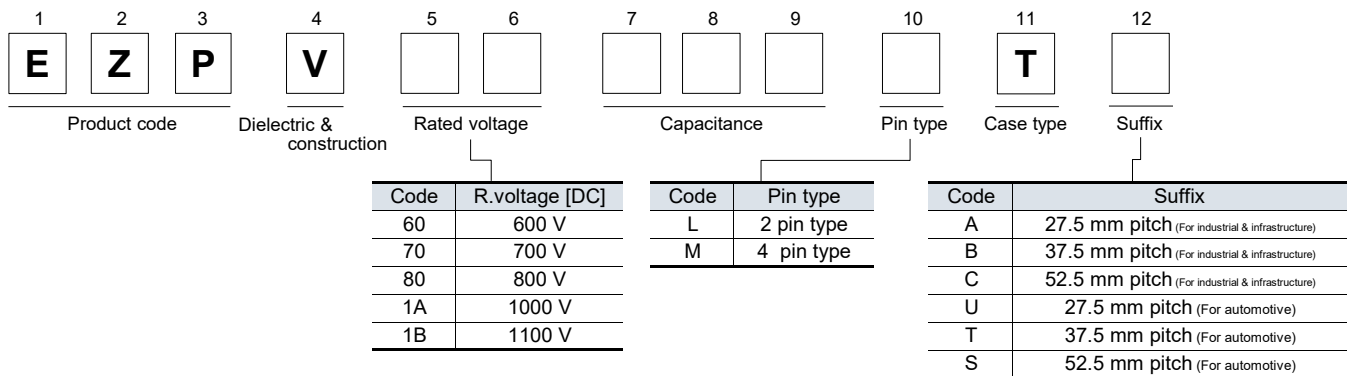
#### Recommended applications

- For DC filtering, DC link circuit
- Solar inverters
- Wind power generation
- Industrial power supplies
- Inverter circuit in appliances (Air Conditioners etc.)
- On board charger, AC/DC, DC/DC converter for automotive

#### Construction

- Dielectric : Polypropylene film
- Electrodes : Metallized dielectric with segmented pattern
- Plastic case : UL94 V-0
- Sealing : UL94 V-0
- Terminals : Tinned wires, 2-pin and 4-pin versions

#### Explanation of part number



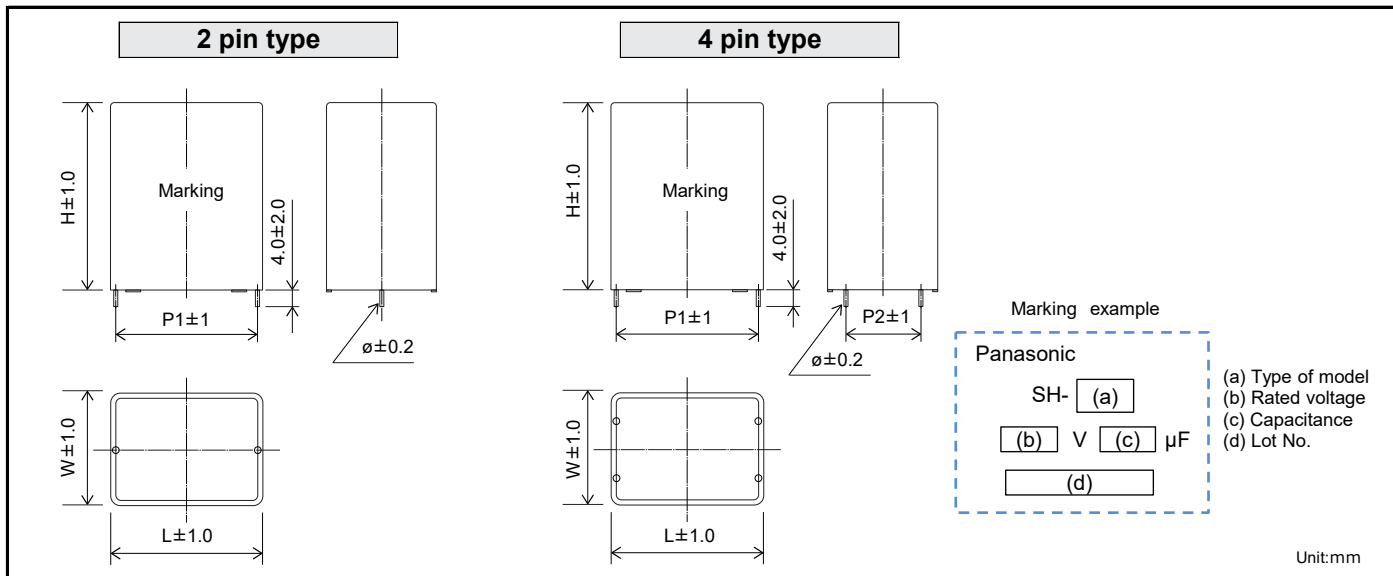
#### Specifications

Category temperature range <sup>*1</sup>	-40 °C to +105 °C	
Rated voltage <sup>*2</sup> [DC]	600 V, 700 V, 800 V, 1000 V, 1100 V (Derating of rated voltage by 1.0 %/°C at more than 85 °C)	
Rated capacitance	600 V	10 µF to 110 µF
	700 V / 800 V	8 µF to 65 µF
	1000 V / 1100 V	3 µF to 40 µF
Capacitance tolerance	±10 %	
Withstand voltage	Between terminals : Rated voltage (V) × 150 % 10 s	
	Terminal to case : 2000 V [AC] 10 s	
Insulation resistance (IR)	CR ≥ 3,000 Ω·F (20 °C, 500 V, 60 s)	

\*1 : The temperature of capacitor surface (case).

\*2 : Use for DC voltage only.

Dimensions



Rating · Dimensions · Quantity

For industrial & infrastructure

■ Rated voltage [DC] : 600 V

Part No.	Cap. Tol. (%)	Cap. (μF)	Dimensions (mm)						dv/dt (V/μs)	Permissible current		ESR <sup>*3</sup> (mΩ)	Mass (g)	Min. order Qty <sup>*4</sup> (PCS)
			W	H	L	P1	P2	ø		Peak current <sup>*1</sup> (A <sub>0-P</sub> )	RMS current <sup>*2</sup> (A rms)			
EZPV60106LTB	±10	10	15.0	29.0	41.0	37.5	-	1.0	25	250	8.6	16.9	22	1200
EZPV60126LTB	±10	12	15.0	29.0	41.0	37.5	-	1.0	25	300	9.2	14.3	23	1200
EZPV60156LTB	±10	15	17.0	34.5	41.0	37.5	-	1.0	25	375	10.0	12.8	28	1200
EZPV60206MTB	±10	20	22.0	36.0	41.0	37.5	10.2	1.0	25	500	11.9	10.4	39	600
EZPV60226MTB	±10	22	22.0	36.0	41.0	37.5	10.2	1.0	25	550	12.7	9.6	41	600
EZPV60256MTB	±10	25	22.0	36.0	41.0	37.5	10.2	1.0	25	625	13.8	8.6	42	600
EZPV60306MTB	±10	30	26.0	40.5	41.0	37.5	10.2	1.0	25	750	15.6	8.2	54	600
EZPV60356MTB	±10	35	26.0	40.5	41.0	37.5	10.2	1.0	25	875	17.2	7.1	55	600
EZPV60406MTB	±10	40	27.5	42.0	41.5	37.5	10.2	1.0	25	1000	18.7	6.5	59	600
EZPV60456MTB	±10	45	30.0	50.5	41.0	37.5	20.3	1.0	25	1125	20.1	6.2	71	400
EZPV60506MTB	±10	50	30.0	50.5	41.0	37.5	20.3	1.0	25	1250	21.5	5.3	74	400
EZPV60556MTB	±10	55	30.0	50.5	41.0	37.5	20.3	1.0	25	1375	22.0	4.5	81	400
EZPV60606MTB	±10	60	30.0	56.0	41.5	37.5	20.3	1.2	25	1500	22.5	4.1	85	400
EZPV60656MTB	±10	65	30.0	56.0	41.5	37.5	20.3	1.2	25	1625	23.0	3.6	88	400
EZPV60706MTB	±10	70	38.0	52.5	42.0	37.5	20.3	1.2	25	1750	23.4	3.6	108	400
EZPV60756MTB	±10	75	38.0	57.0	42.0	37.5	20.3	1.2	25	1875	23.8	4.1	109	400
EZPV60806MTB	±10	80	43.0	58.0	41.0	37.5	20.3	1.2	25	2000	24.3	3.9	129	400
EZPV60856MTB	±10	85	43.0	58.0	41.0	37.5	20.3	1.2	25	2125	24.7	3.7	132	400
EZPV60406MTC	±10	40	25.0	40.0	57.0	52.5	10.2	1.2	15	600	16.9	8.4	67	600
EZPV60456MTC	±10	45	25.0	40.0	57.0	52.5	10.2	1.2	15	675	18.0	7.6	68	600
EZPV60506MTC	±10	50	25.0	40.0	57.0	52.5	10.2	1.2	15	750	19.1	6.8	70	600
EZPV60556MTC	±10	55	30.0	51.0	57.5	52.5	10.2	1.2	15	825	20.1	8.0	92	200
EZPV60606MTC	±10	60	30.0	51.0	57.5	52.5	10.2	1.2	15	900	21.0	7.5	94	200
EZPV60656MTC	±10	65	30.0	51.0	57.5	52.5	20.3	1.2	15	975	21.9	7.0	95	200
EZPV60706MTC	±10	70	30.0	51.0	57.5	52.5	20.3	1.2	15	1050	22.8	6.6	97	200
EZPV60756MTC	±10	75	30.0	51.0	57.5	52.5	20.3	1.2	15	1125	23.6	5.5	101	200
EZPV60806MTC	±10	80	30.0	51.0	57.5	52.5	20.3	1.2	15	1200	24.5	4.9	108	200
EZPV60856MTC	±10	85	30.0	51.0	57.5	52.5	20.3	1.2	15	1275	25.3	4.6	110	200
EZPV60906MTC	±10	90	35.0	50.0	57.5	52.5	20.3	1.2	15	1350	26.0	4.7	121	200
EZPV60956MTC	±10	95	35.0	50.0	57.5	52.5	20.3	1.2	15	1425	26.8	5.2	122	200
EZPV60107MTC	±10	100	40.0	51.5	57.0	52.5	20.3	1.2	15	1500	27.5	5.1	145	200
EZPV60117MTC	±10	110	35.0	56.0	57.5	52.5	20.3	1.2	15	1650	28.9	4.8	138	200

\*1 : When rising temperature of capacitor surface by continuous peak current(included pulse current), use within limit specified for temperature of capacitor surface and self heating temperature rise.

\*2 : Maximum RMS current @ 70°C , 10kHz Use within limit for self heating temperature rise at capacitor surface.

\*3 : 20 °C、10 kHz

\*4 : Minimum order quantity consists of 4 packing units.

## Rating · Dimensions · Quantity

## For industrial &amp; infrastructure

■ Rated voltage [DC] : 700 V

Part No.	Cap. Tol. (%)	Cap. (μF)	Dimensions (mm)						dv/dt (V/μs)	Permissible current		ESR <sup>*3</sup> (mΩ)	Mass (g)	Min. order Qty <sup>*4</sup> (PCS)
			W	H	L	P1	P2	ø		Peak current <sup>*1</sup> (A <sub>0-p</sub> )	RMS current <sup>*2</sup> (A rms)			
EZPV70905LTA	±10	9	20.5	41.5	31.0	27.5	-	0.8	35	315	12.3	12.6	30	800
EZPV70905MTA	±10	9	20.5	41.5	31.0	27.5	10.2	0.8	35	315	12.3	12.6	30	800
EZPV70106LTA	±10	10	20.5	41.5	31.0	27.5	-	0.8	35	350	12.9	11.5	31	800
EZPV70106MTA	±10	10	20.5	41.5	31.0	27.5	10.2	0.8	35	350	12.9	11.5	31	800
EZPV70116LTA	±10	11	20.5	41.5	31.0	27.5	-	0.8	35	385	13.6	10.6	32	800
EZPV70116MTA	±10	11	20.5	41.5	31.0	27.5	10.2	0.8	35	385	13.6	10.6	32	800
EZPV70126LTA	±10	12	20.5	41.5	31.0	27.5	-	0.8	35	420	14.2	9.9	33	800
EZPV70126MTA	±10	12	20.5	41.5	31.0	27.5	10.2	0.8	35	420	14.2	9.9	33	800
EZPV70136LTA	±10	13	26.0	41.0	31.0	27.5	-	1.0	35	455	14.7	9.2	42	600
EZPV70136MTA	±10	13	26.0	41.0	31.0	27.5	10.2	1.0	35	455	14.7	9.2	42	600
EZPV70146LTA	±10	14	26.0	41.0	31.0	27.5	-	1.0	35	490	15.3	8.7	42	600
EZPV70146MTA	±10	14	26.0	41.0	31.0	27.5	10.2	1.0	35	490	15.3	8.7	42	600
EZPV70186LTA	±10	18	22.0	53.5	31.0	27.5	-	1.2	35	630	17.3	7.8	54	600
EZPV70186MTA	±10	18	22.0	53.5	31.0	27.5	10.2	1.2	35	630	17.3	7.8	54	600
EZPV70805LTB	±10	8	17.0	34.5	41.0	37.5	-	1.0	35	280	8.2	17.1	28	1200
EZPV70905LTB	±10	9	17.0	34.5	41.0	37.5	-	1.0	35	315	8.9	15.6	28	1200
EZPV70106LTB	±10	10	17.0	34.5	41.0	37.5	-	1.0	35	350	9.5	13.9	30	1200
EZPV70126LTB	±10	12	22.0	36.0	41.0	37.5	-	1.0	35	420	10.7	12.5	39	600
EZPV70156MTB	±10	15	22.0	36.0	41.0	37.5	10.2	1.0	35	525	13.0	10.2	42	600
EZPV70206MTB	±10	20	26.0	40.5	41.0	37.5	10.2	1.0	35	700	15.8	8.7	55	600
EZPV70256MTB	±10	25	30.0	50.5	41.0	37.5	10.2	1.0	35	875	18.3	8.7	70	400
EZPV70306MTB	±10	30	30.0	50.5	41.0	37.5	20.3	1.0	35	1050	20.6	7.1	74	400
EZPV70356MTB	±10	35	30.0	56.0	41.5	37.5	20.3	1.2	35	1225	22.7	5.5	86	400
EZPV70406MTB	±10	40	38.0	52.5	42.0	37.5	20.3	1.2	35	1400	24.6	5.1	108	400
EZPV70456MTB	±10	45	38.0	57.0	42.0	37.5	20.3	1.2	35	1575	26.4	4.5	117	400
EZPV70506MTB	±10	50	43.0	58.0	41.0	37.5	20.3	1.2	35	1750	28.2	4.8	132	400
EZPV70256MTC	±10	25	25.0	40.0	57.0	52.5	10.2	1.2	22	550	14.4	11.6	68	600
EZPV70306MTC	±10	30	30.0	51.0	57.5	52.5	10.2	1.2	22	660	16.8	11.6	91	200
EZPV70356MTC	±10	35	30.0	51.0	57.5	52.5	10.2	1.2	22	770	18.9	10.2	94	200
EZPV70406MTC	±10	40	30.0	51.0	57.5	52.5	20.3	1.2	22	880	20.9	9.1	97	200
EZPV70456MTC	±10	45	30.0	51.0	57.5	52.5	20.3	1.2	22	990	22.8	7.9	101	200
EZPV70506MTC	±10	50	30.0	51.0	57.5	52.5	20.3	1.2	22	1100	24.5	6.8	110	200
EZPV70556MTC	±10	55	35.0	50.0	57.5	52.5	20.3	1.2	22	1210	26.2	6.3	122	200
EZPV70606MTC	±10	60	35.0	56.0	57.5	52.5	20.3	1.2	22	1320	27.8	6.2	137	200
EZPV70656MTC	±10	65	35.0	64.5	57.5	52.5	20.3	1.2	22	1430	29.3	6.2	140	200

\*1 : When rising temperature of capacitor surface by continuous peak current(included pulse current), use within limit specified for temperature of capacitor surface and self heating temperature rise.

\*2 : Maximum RMS current @ 70°C , 10kHz Use within limit for self heating temperature rise at capacitor surface.

\*3 : 20 °C、10 kHz

\*4 : Minimum order quantity consists of 4 packing units.

## Rating · Dimensions · Quantity

## For industrial &amp; infrastructure

■ Rated voltage [DC] : 800 V

Part No.	Cap. Tol. (%)	Cap. (μF)	Dimensions (mm)						dv/dt (V/μs)	Permissible current		ESR <sup>*3</sup> (mΩ)	Mass (g)	Min. order Qty <sup>*4</sup> (PCS)
			W	H	L	P1	P2	ø		Peak current <sup>*1</sup> (A <sub>0-P</sub> )	RMS current <sup>*2</sup> (A rms)			
EZPV80905LTA	±10	9	20.5	41.5	31.0	27.5	-	0.8	35	315	12.3	12.6	30	800
EZPV80905MTA	±10	9	20.5	41.5	31.0	27.5	10.2	0.8	35	315	12.3	12.6	30	800
EZPV80106LTA	±10	10	20.5	41.5	31.0	27.5	-	0.8	35	350	12.9	11.5	31	800
EZPV80106MTA	±10	10	20.5	41.5	31.0	27.5	10.2	0.8	35	350	12.9	11.5	31	800
EZPV80116LTA	±10	11	20.5	41.5	31.0	27.5	-	0.8	35	385	13.6	10.6	32	800
EZPV80116MTA	±10	11	20.5	41.5	31.0	27.5	10.2	0.8	35	385	13.6	10.6	32	800
EZPV80126LTA	±10	12	20.5	41.5	31.0	27.5	-	0.8	35	420	14.2	9.9	33	800
EZPV80126MTA	±10	12	20.5	41.5	31.0	27.5	10.2	0.8	35	420	14.2	9.9	33	800
EZPV80136LTA	±10	13	26.0	41.0	31.0	27.5	-	1.0	35	455	14.7	9.2	42	600
EZPV80136MTA	±10	13	26.0	41.0	31.0	27.5	10.2	1.0	35	455	14.7	9.2	42	600
EZPV80146LTA	±10	14	26.0	41.0	31.0	27.5	-	1.0	35	490	15.3	8.7	42	600
EZPV80146MTA	±10	14	26.0	41.0	31.0	27.5	10.2	1.0	35	490	15.3	8.7	42	600
EZPV80186LTA	±10	18	22.0	53.5	31.0	27.5	-	1.2	35	630	17.3	7.8	54	600
EZPV80186MTA	±10	18	22.0	53.5	31.0	27.5	10.2	1.2	35	630	17.3	7.8	54	600
EZPV80805LTB	±10	8	17.0	34.5	41.0	37.5	-	1.0	35	280	8.2	17.1	28	1200
EZPV80905LTB	±10	9	17.0	34.5	41.0	37.5	-	1.0	35	315	8.9	15.6	28	1200
EZPV80106LTB	±10	10	17.0	34.5	41.0	37.5	-	1.0	35	350	9.5	13.9	30	1200
EZPV80126LTB	±10	12	22.0	36.0	41.0	37.5	-	1.0	35	420	10.7	12.5	39	600
EZPV80156MTB	±10	15	22.0	36.0	41.0	37.5	10.2	1.0	35	525	13.0	10.2	42	600
EZPV80206MTB	±10	20	26.0	40.5	41.0	37.5	10.2	1.0	35	700	15.8	8.7	55	600
EZPV80256MTB	±10	25	30.0	50.5	41.0	37.5	10.2	1.0	35	875	18.3	8.7	70	400
EZPV80306MTB	±10	30	30.0	50.5	41.0	37.5	20.3	1.0	35	1050	20.6	7.1	74	400
EZPV80356MTB	±10	35	30.0	56.0	41.5	37.5	20.3	1.2	35	1225	22.7	5.5	86	400
EZPV80406MTB	±10	40	38.0	52.5	42.0	37.5	20.3	1.2	35	1400	24.6	5.1	108	400
EZPV80456MTB	±10	45	38.0	57.0	42.0	37.5	20.3	1.2	35	1575	26.4	4.5	117	400
EZPV80506MTB	±10	50	43.0	58.0	41.0	37.5	20.3	1.2	35	1750	28.2	4.8	132	400
EZPV80256MTC	±10	25	25.0	40.0	57.0	52.5	10.2	1.2	22	550	14.4	11.6	68	600
EZPV80306MTC	±10	30	30.0	51.0	57.5	52.5	10.2	1.2	22	660	16.8	11.6	91	200
EZPV80356MTC	±10	35	30.0	51.0	57.5	52.5	10.2	1.2	22	770	18.9	10.2	94	200
EZPV80406MTC	±10	40	30.0	51.0	57.5	52.5	20.3	1.2	22	880	20.9	9.1	97	200
EZPV80456MTC	±10	45	30.0	51.0	57.5	52.5	20.3	1.2	22	990	22.8	7.9	101	200
EZPV80506MTC	±10	50	30.0	51.0	57.5	52.5	20.3	1.2	22	1100	24.5	6.8	110	200
EZPV80556MTC	±10	55	35.0	50.0	57.5	52.5	20.3	1.2	22	1210	26.2	6.3	122	200
EZPV80606MTC	±10	60	35.0	56.0	57.5	52.5	20.3	1.2	22	1320	27.8	6.2	137	200
EZPV80656MTC	±10	65	35.0	64.5	57.5	52.5	20.3	1.2	22	1430	29.3	6.2	140	200

\*1 : When rising temperature of capacitor surface by continuous peak current(included pulse current), use within limit specified for temperature of capacitor surface and self heating temperature rise.

\*2 : Maximum RMS current @ 70°C , 10kHz Use within limit for self heating temperature rise at capacitor surface.

\*3 : 20 °C、10 kHz

\*4 : Minimum order quantity consists of 4 packing units.

## Rating · Dimensions · Quantity

## For industrial &amp; infrastructure

■ Rated voltage [DC] : 1000 V

Part No.	Cap. Tol. (%)	Cap. (μF)	Dimensions (mm)						dv/dt (V/μs)	Permissible current		ESR <sup>*3</sup> (mΩ)	Mass (g)	Min. order Qty <sup>*4</sup> (PCS)
			W	H	L	P1	P2	∅		Peak current <sup>*1</sup> (A <sub>0-P</sub> )	RMS current <sup>*2</sup> (A rms)			
EZPV1A305LTB	±10	3	15.0	29.0	41.0	37.5	-	1.0	50	150	4.4	30.8	22	1200
EZPV1A405LTB	±10	4	15.0	29.0	41.0	37.5	-	1.0	50	200	5.5	23.5	23	1200
EZPV1A475LTB	±10	4.7	17.0	34.5	41.0	37.5	-	1.0	50	235	6.2	21.7	28	1200
EZPV1A505LTB	±10	5	17.0	34.5	41.0	37.5	-	1.0	50	250	6.5	20.4	28	1200
EZPV1A605LTB	±10	6	17.0	34.5	41.0	37.5	-	1.0	50	300	7.3	17.5	29	1200
EZPV1A705MTB	±10	7	22.0	36.0	41.0	37.5	10.2	1.0	50	350	8.5	15.5	39	600
EZPV1A805MTB	±10	8	22.0	36.0	41.0	37.5	10.2	1.0	50	400	9.5	13.7	41	600
EZPV1A905MTB	±10	9	22.0	36.0	41.0	37.5	10.2	1.0	50	450	10.4	12.4	42	600
EZPV1A106MTB	±10	10	23.5	43.5	41.5	37.5	10.2	1.0	50	500	11.2	12.7	48	400
EZPV1A126MTB	±10	12	26.0	40.5	41.0	37.5	10.2	1.0	50	600	12.8	10.4	55	600
EZPV1A156MTB	±10	15	30.0	50.5	41.0	37.5	10.2	1.0	50	750	15.0	10.4	70	400
EZPV1A186MTB	±10	18	30.0	50.5	41.0	37.5	20.3	1.0	50	900	16.9	8.5	74	400
EZPV1A206MTB	±10	20	30.0	56.0	41.5	37.5	20.3	1.2	50	1000	18.1	7.2	82	400
EZPV1A256MTB	±10	25	38.0	52.5	42.0	37.5	20.3	1.2	50	1250	20.9	5.9	108	400
EZPV1A306MTB	±10	30	43.0	58.0	41.0	37.5	20.3	1.2	50	1500	23.4	5.7	132	400
EZPV1A156MTC	±10	15	25.0	40.0	57.0	52.5	10.2	1.2	30	450	10.6	13.7	67	600
EZPV1A206MTC	±10	20	35.5	45.5	57.5	52.5	10.2	1.2	30	600	12.2	11.2	106	200
EZPV1A256MTC	±10	25	35.5	45.5	57.5	52.5	20.3	1.2	30	750	13.6	9.1	111	200
EZPV1A306MTC	±10	30	35.0	50.0	57.5	52.5	20.3	1.2	30	900	14.9	9.9	116	200
EZPV1A356MTC	±10	35	35.0	56.0	57.5	52.5	20.3	1.2	30	1050	16.1	9.2	132	200
EZPV1A406MTC	±10	40	35.0	56.0	57.5	52.5	20.3	1.2	30	1200	17.2	7.8	138	200

\*1 : When rising temperature of capacitor surface by continuous peak current(included pulse current), use within limit specified for temperature of capacitor surface and self heating temperature rise.

\*2 : Maximum RMS current @ 70°C , 10kHz Use within limit for self heating temperature rise at capacitor surface.

\*3 : 20 °C、10 kHz

\*4 : Minimum order quantity consists of 4 packing units.

## Rating · Dimensions · Quantity

## For industrial &amp; infrastructure

■ Rated voltage [DC] : 1100 V

Part No.	Cap. Tol. (%)	Cap. (μF)	Dimensions (mm)						dv/dt (V/μs)	Permissible current		ESR <sup>*3</sup> (mΩ)	Mass (g)	Min. order Qty <sup>*4</sup> (PCS)
			W	H	L	P1	P2	ø		Peak current <sup>*1</sup> (A <sub>0-P</sub> )	RMS current <sup>*2</sup> (A rms)			
EZPV1B305LTB	±10	3	15.0	29.0	41.0	37.5	-	1.0	50	150	4.4	30.8	22	1200
EZPV1B405LTB	±10	4	15.0	29.0	41.0	37.5	-	1.0	50	200	5.5	23.5	23	1200
EZPV1B475LTB	±10	4.7	17.0	34.5	41.0	37.5	-	1.0	50	235	6.2	21.7	28	1200
EZPV1B505LTB	±10	5	17.0	34.5	41.0	37.5	-	1.0	50	250	6.5	20.4	28	1200
EZPV1B605LTB	±10	6	17.0	34.5	41.0	37.5	-	1.0	50	300	7.3	17.5	29	1200
EZPV1B705MTB	±10	7	22.0	36.0	41.0	37.5	10.2	1.0	50	350	8.5	15.5	39	600
EZPV1B805MTB	±10	8	22.0	36.0	41.0	37.5	10.2	1.0	50	400	9.5	13.7	41	600
EZPV1B905MTB	±10	9	22.0	36.0	41.0	37.5	10.2	1.0	50	450	10.4	12.4	42	600
EZPV1B106MTB	±10	10	23.5	43.5	41.5	37.5	10.2	1.0	50	500	11.2	12.7	48	400
EZPV1B126MTB	±10	12	26.0	40.5	41.0	37.5	10.2	1.0	50	600	12.8	10.4	55	600
EZPV1B156MTB	±10	15	30.0	50.5	41.0	37.5	10.2	1.0	50	750	15.0	10.4	70	400
EZPV1B186MTB	±10	18	30.0	50.5	41.0	37.5	20.3	1.0	50	900	16.9	8.5	74	400
EZPV1B206MTB	±10	20	30.0	56.0	41.5	37.5	20.3	1.2	50	1000	18.1	7.2	82	400
EZPV1B256MTB	±10	25	38.0	52.5	42.0	37.5	20.3	1.2	50	1250	20.9	5.9	108	400
EZPV1B306MTB	±10	30	43.0	58.0	41.0	37.5	20.3	1.2	50	1500	23.4	5.7	132	400
EZPV1B156MTC	±10	15	25.0	40.0	57.0	52.5	10.2	1.2	30	450	10.6	13.7	67	600
EZPV1B206MTC	±10	20	35.5	45.5	57.5	52.5	10.2	1.2	30	600	12.2	11.2	106	200
EZPV1B256MTC	±10	25	35.5	45.5	57.5	52.5	20.3	1.2	30	750	13.6	9.1	111	200
EZPV1B306MTC	±10	30	35.0	50.0	57.5	52.5	20.3	1.2	30	900	14.9	9.9	116	200
EZPV1B356MTC	±10	35	35.0	56.0	57.5	52.5	20.3	1.2	30	1050	16.1	9.2	132	200
EZPV1B406MTC	±10	40	35.0	56.0	57.5	52.5	20.3	1.2	30	1200	17.2	7.8	138	200

\*1 : When rising temperature of capacitor surface by continuous peak current(included pulse current), use within limit specified for temperature of capacitor surface and self heating temperature rise.

\*2 : Maximum RMS current @ 70°C , 10kHz Use within limit for self heating temperature rise at capacitor surface.

\*3 : 20 °C、10 kHz

\*4 : Minimum order quantity consists of 4 packing units.

## Rating · Dimensions · Quantity

## For automotive

■ Rated voltage [DC] : 600 V

Part No.	Cap. Tol. (%)	Cap. (μF)	Dimensions (mm)						dv/dt (V/μs)	Permissible current		ESR <sup>*3</sup> (mΩ)	Mass (g)	Min. order Qty <sup>*4</sup> (PCS)
			W	H	L	P1	P2	ø		Peak current <sup>*1</sup> (A <sub>0-P</sub> )	RMS current <sup>*2</sup> (A rms)			
EZPV60106LTT	±10	10	15.0	29.0	41.0	37.5	-	1.0	25	250	8.6	16.9	22	1200
EZPV60126LTT	±10	12	15.0	29.0	41.0	37.5	-	1.0	25	300	9.2	14.3	23	1200
EZPV60156LTT	±10	15	17.0	34.5	41.0	37.5	-	1.0	25	375	10.0	12.8	28	1200
EZPV60206MTT	±10	20	22.0	36.0	41.0	37.5	10.2	1.0	25	500	11.9	10.4	39	600
EZPV60226MTT	±10	22	22.0	36.0	41.0	37.5	10.2	1.0	25	550	12.7	9.6	41	600
EZPV60256MTT	±10	25	22.0	36.0	41.0	37.5	10.2	1.0	25	625	13.8	8.6	42	600
EZPV60306MTT	±10	30	26.0	40.5	41.0	37.5	10.2	1.0	25	750	15.6	8.2	54	600
EZPV60356MTT	±10	35	26.0	40.5	41.0	37.5	10.2	1.0	25	875	17.2	7.1	55	600
EZPV60406MTT	±10	40	27.5	42.0	41.5	37.5	10.2	1.0	25	1000	18.7	6.5	59	600
EZPV60456MTT	±10	45	30.0	50.5	41.0	37.5	20.3	1.0	25	1125	20.1	6.2	71	400
EZPV60506MTT	±10	50	30.0	50.5	41.0	37.5	20.3	1.0	25	1250	21.5	5.3	74	400
EZPV60556MTT	±10	55	30.0	50.5	41.0	37.5	20.3	1.0	25	1375	22.0	4.5	81	400
EZPV60606MTT	±10	60	30.0	56.0	41.5	37.5	20.3	1.2	25	1500	22.5	4.1	85	400
EZPV60656MTT	±10	65	30.0	56.0	41.5	37.5	20.3	1.2	25	1625	23.0	3.6	88	400
EZPV60706MTT	±10	70	38.0	52.5	42.0	37.5	20.3	1.2	25	1750	23.4	3.6	108	400
EZPV60756MTT	±10	75	38.0	57.0	42.0	37.5	20.3	1.2	25	1875	23.8	4.1	109	400
EZPV60806MTT	±10	80	43.0	58.0	41.0	37.5	20.3	1.2	25	2000	24.3	3.9	129	400
EZPV60856MTT	±10	85	43.0	58.0	41.0	37.5	20.3	1.2	25	2125	24.7	3.7	132	400
EZPV60406MTS	±10	40	25.0	40.0	57.0	52.5	10.2	1.2	15	600	16.9	8.4	67	600
EZPV60456MTS	±10	45	25.0	40.0	57.0	52.5	10.2	1.2	15	675	18.0	7.6	68	600
EZPV60506MTS	±10	50	25.0	40.0	57.0	52.5	10.2	1.2	15	750	19.1	6.8	70	600
EZPV60556MTS	±10	55	30.0	51.0	57.5	52.5	10.2	1.2	15	825	20.1	8.0	92	200
EZPV60606MTS	±10	60	30.0	51.0	57.5	52.5	10.2	1.2	15	900	21.0	7.5	94	200
EZPV60656MTS	±10	65	30.0	51.0	57.5	52.5	20.3	1.2	15	975	21.9	7.0	95	200
EZPV60706MTS	±10	70	30.0	51.0	57.5	52.5	20.3	1.2	15	1050	22.8	6.6	97	200
EZPV60756MTS	±10	75	30.0	51.0	57.5	52.5	20.3	1.2	15	1125	23.6	5.5	101	200
EZPV60806MTS	±10	80	30.0	51.0	57.5	52.5	20.3	1.2	15	1200	24.5	4.9	108	200
EZPV60856MTS	±10	85	30.0	51.0	57.5	52.5	20.3	1.2	15	1275	25.3	4.6	110	200
EZPV60906MTS	±10	90	35.0	50.0	57.5	52.5	20.3	1.2	15	1350	26.0	4.7	121	200
EZPV60956MTS	±10	95	35.0	50.0	57.5	52.5	20.3	1.2	15	1425	26.8	5.2	122	200
EZPV60107MTS	±10	100	40.0	51.5	57.0	52.5	20.3	1.2	15	1500	27.5	5.1	145	200
EZPV60117MTS	±10	110	35.0	56.0	57.5	52.5	20.3	1.2	15	1650	28.9	4.8	138	200

\*1 : When rising temperature of capacitor surface by continuous peak current(included pulse current), use within limit specified for temperature of capacitor surface and self heating temperature rise.

\*2 : Maximum RMS current @ 70°C , 10kHz Use within limit for self heating temperature rise at capacitor surface.

\*3 : 20 °C、10 kHz

\*4 : Minimum order quantity consists of 4 packing units.

## Rating · Dimensions · Quantity

## For automotive

■ Rated voltage [DC] : 700 V

Part No.	Cap. Tol. (%)	Cap. (μF)	Dimensions (mm)						dv/dt (V/μs)	Permissible current		ESR <sup>*3</sup> (mΩ)	Mass (g)	Min. order Qty <sup>*4</sup> (PCS)
			W	H	L	P1	P2	∅		Peak current <sup>*1</sup> (A <sub>0-P</sub> )	RMS current <sup>*2</sup> (A rms)			
EZPV70905LTU	±10	9	20.5	41.5	31.0	27.5	-	0.8	35	315	12.3	12.6	30	800
EZPV70905MTU	±10	9	20.5	41.5	31.0	27.5	10.2	0.8	35	315	12.3	12.6	30	800
EZPV70106LTU	±10	10	20.5	41.5	31.0	27.5	-	0.8	35	350	12.9	11.5	31	800
EZPV70106MTU	±10	10	20.5	41.5	31.0	27.5	10.2	0.8	35	350	12.9	11.5	31	800
EZPV70116LTU	±10	11	20.5	41.5	31.0	27.5	-	0.8	35	385	13.6	10.6	32	800
EZPV70116MTU	±10	11	20.5	41.5	31.0	27.5	10.2	0.8	35	385	13.6	10.6	32	800
EZPV70126LTU	±10	12	20.5	41.5	31.0	27.5	-	0.8	35	420	14.2	9.9	33	800
EZPV70126MTU	±10	12	20.5	41.5	31.0	27.5	10.2	0.8	35	420	14.2	9.9	33	800
EZPV70136LTU	±10	13	26.0	41.0	31.0	27.5	-	1.0	35	455	14.7	9.2	42	600
EZPV70136MTU	±10	13	26.0	41.0	31.0	27.5	10.2	1.0	35	455	14.7	9.2	42	600
EZPV70146LTU	±10	14	26.0	41.0	31.0	27.5	-	1.0	35	490	15.3	8.7	42	600
EZPV70146MTU	±10	14	26.0	41.0	31.0	27.5	10.2	1.0	35	490	15.3	8.7	42	600
EZPV70186LTU	±10	18	22.0	53.5	31.0	27.5	-	1.2	35	630	17.3	7.8	54	600
EZPV70186MTU	±10	18	22.0	53.5	31.0	27.5	10.2	1.2	35	630	17.3	7.8	54	600
EZPV70805LTT	±10	8	17.0	34.5	41.0	37.5	-	1.0	35	280	8.2	17.1	28	1200
EZPV70905LTT	±10	9	17.0	34.5	41.0	37.5	-	1.0	35	315	8.9	15.6	28	1200
EZPV70106LTT	±10	10	17.0	34.5	41.0	37.5	-	1.0	35	350	9.5	13.9	30	1200
EZPV70126LTT	±10	12	22.0	36.0	41.0	37.5	-	1.0	35	420	10.7	12.5	39	600
EZPV70156MTT	±10	15	22.0	36.0	41.0	37.5	10.2	1.0	35	525	13.0	10.2	42	600
EZPV70206MTT	±10	20	26.0	40.5	41.0	37.5	10.2	1.0	35	700	15.8	8.7	55	600
EZPV70256MTT	±10	25	30.0	50.5	41.0	37.5	10.2	1.0	35	875	18.3	8.7	70	400
EZPV70306MTT	±10	30	30.0	50.5	41.0	37.5	20.3	1.0	35	1050	20.6	7.1	74	400
EZPV70356MTT	±10	35	30.0	56.0	41.5	37.5	20.3	1.2	35	1225	22.7	5.5	86	400
EZPV70406MTT	±10	40	38.0	52.5	42.0	37.5	20.3	1.2	35	1400	24.6	5.1	108	400
EZPV70456MTT	±10	45	38.0	57.0	42.0	37.5	20.3	1.2	35	1575	26.4	4.5	117	400
EZPV70506MTT	±10	50	43.0	58.0	41.0	37.5	20.3	1.2	35	1750	28.2	4.8	132	400
EZPV70256MTS	±10	25	25.0	40.0	57.0	52.5	10.2	1.2	22	550	14.4	11.6	68	600
EZPV70306MTS	±10	30	30.0	51.0	57.5	52.5	10.2	1.2	22	660	16.8	11.6	91	200
EZPV70356MTS	±10	35	30.0	51.0	57.5	52.5	10.2	1.2	22	770	18.9	10.2	94	200
EZPV70406MTS	±10	40	30.0	51.0	57.5	52.5	20.3	1.2	22	880	20.9	9.1	97	200
EZPV70456MTS	±10	45	30.0	51.0	57.5	52.5	20.3	1.2	22	990	22.8	7.9	101	200
EZPV70506MTS	±10	50	30.0	51.0	57.5	52.5	20.3	1.2	22	1100	24.5	6.8	110	200
EZPV70556MTS	±10	55	35.0	50.0	57.5	52.5	20.3	1.2	22	1210	26.2	6.3	122	200
EZPV70606MTS	±10	60	35.0	56.0	57.5	52.5	20.3	1.2	22	1320	27.8	6.2	137	200
EZPV70656MTS	±10	65	35.0	64.5	57.5	52.5	20.3	1.2	22	1430	29.3	6.2	140	200

\*1 : When rising temperature of capacitor surface by continuous peak current(included pulse current), use within limit specified for temperature of capacitor surface and self heating temperature rise.

\*2 : Maximum RMS current @ 70°C , 10kHz Use within limit for self heating temperature rise at capacitor surface.

\*3 : 20 °C、10 kHz

\*4 : Minimum order quantity consists of 4 packing units.



## Rating · Dimensions · Quantity

## For automotive

■ Rated voltage [DC] : 800 V

Part No.	Cap. Tol. (%)	Cap. (μF)	Dimensions (mm)						dv/dt (V/μs)	Permissible current		ESR <sup>*3</sup> (mΩ)	Mass (g)	Min. order Qty <sup>*4</sup> (PCS)
			W	H	L	P1	P2	∅		Peak current <sup>*1</sup> (A <sub>0-P</sub> )	RMS current <sup>*2</sup> (A rms)			
EZPV80905LTU	±10	9	20.5	41.5	31.0	27.5	-	0.8	35	315	12.3	12.6	30	800
EZPV80905MTU	±10	9	20.5	41.5	31.0	27.5	10.2	0.8	35	315	12.3	12.6	30	800
EZPV80106LTU	±10	10	20.5	41.5	31.0	27.5	-	0.8	35	350	12.9	11.5	31	800
EZPV80106MTU	±10	10	20.5	41.5	31.0	27.5	10.2	0.8	35	350	12.9	11.5	31	800
EZPV80116LTU	±10	11	20.5	41.5	31.0	27.5	-	0.8	35	385	13.6	10.6	32	800
EZPV80116MTU	±10	11	20.5	41.5	31.0	27.5	10.2	0.8	35	385	13.6	10.6	32	800
EZPV80126LTU	±10	12	20.5	41.5	31.0	27.5	-	0.8	35	420	14.2	9.9	33	800
EZPV80126MTU	±10	12	20.5	41.5	31.0	27.5	10.2	0.8	35	420	14.2	9.9	33	800
EZPV80136LTU	±10	13	26.0	41.0	31.0	27.5	-	1.0	35	455	14.7	9.2	42	600
EZPV80136MTU	±10	13	26.0	41.0	31.0	27.5	10.2	1.0	35	455	14.7	9.2	42	600
EZPV80146LTU	±10	14	26.0	41.0	31.0	27.5	-	1.0	35	490	15.3	8.7	42	600
EZPV80146MTU	±10	14	26.0	41.0	31.0	27.5	10.2	1.0	35	490	15.3	8.7	42	600
EZPV80186LTU	±10	18	22.0	53.5	31.0	27.5	-	1.2	35	630	17.3	7.8	54	600
EZPV80186MTU	±10	18	22.0	53.5	31.0	27.5	10.2	1.2	35	630	17.3	7.8	54	600
EZPV80805LTT	±10	8	17.0	34.5	41.0	37.5	-	1.0	35	280	8.2	17.1	28	1200
EZPV80905LTT	±10	9	17.0	34.5	41.0	37.5	-	1.0	35	315	8.9	15.6	28	1200
EZPV80106LTT	±10	10	17.0	34.5	41.0	37.5	-	1.0	35	350	9.5	13.9	30	1200
EZPV80126LTT	±10	12	22.0	36.0	41.0	37.5	-	1.0	35	420	10.7	12.5	39	600
EZPV80156MTT	±10	15	22.0	36.0	41.0	37.5	10.2	1.0	35	525	13.0	10.2	42	600
EZPV80206MTT	±10	20	26.0	40.5	41.0	37.5	10.2	1.0	35	700	15.8	8.7	55	600
EZPV80256MTT	±10	25	30.0	50.5	41.0	37.5	10.2	1.0	35	875	18.3	8.7	70	400
EZPV80306MTT	±10	30	30.0	50.5	41.0	37.5	20.3	1.0	35	1050	20.6	7.1	74	400
EZPV80356MTT	±10	35	30.0	56.0	41.5	37.5	20.3	1.2	35	1225	22.7	5.5	86	400
EZPV80406MTT	±10	40	38.0	52.5	42.0	37.5	20.3	1.2	35	1400	24.6	5.1	108	400
EZPV80456MTT	±10	45	38.0	57.0	42.0	37.5	20.3	1.2	35	1575	26.4	4.5	117	400
EZPV80506MTT	±10	50	43.0	58.0	41.0	37.5	20.3	1.2	35	1750	28.2	4.8	132	400
EZPV80256MTS	±10	25	25.0	40.0	57.0	52.5	10.2	1.2	22	550	14.4	11.6	68	600
EZPV80306MTS	±10	30	30.0	51.0	57.5	52.5	10.2	1.2	22	660	16.8	11.6	91	200
EZPV80356MTS	±10	35	30.0	51.0	57.5	52.5	10.2	1.2	22	770	18.9	10.2	94	200
EZPV80406MTS	±10	40	30.0	51.0	57.5	52.5	20.3	1.2	22	880	20.9	9.1	97	200
EZPV80456MTS	±10	45	30.0	51.0	57.5	52.5	20.3	1.2	22	990	22.8	7.9	101	200
EZPV80506MTS	±10	50	30.0	51.0	57.5	52.5	20.3	1.2	22	1100	24.5	6.8	110	200
EZPV80556MTS	±10	55	35.0	50.0	57.5	52.5	20.3	1.2	22	1210	26.2	6.3	122	200
EZPV80606MTS	±10	60	35.0	56.0	57.5	52.5	20.3	1.2	22	1320	27.8	6.2	137	200
EZPV80656MTS	±10	65	35.0	64.5	57.5	52.5	20.3	1.2	22	1430	29.3	6.2	140	200

\*1 : When rising temperature of capacitor surface by continuous peak current(included pulse current), use within limit specified for temperature of capacitor surface and self heating temperature rise.

\*2 : Maximum RMS current @ 70°C , 10kHz Use within limit for self heating temperature rise at capacitor surface.

\*3 : 20 °C、10 kHz

\*4 : Minimum order quantity consists of 4 packing units.

## Rating · Dimensions · Quantity

## For automotive

■ Rated voltage [DC] : 1000 V

Part No.	Cap. Tol. (%)	Cap. (μF)	Dimensions (mm)						dv/dt (V/μs)	Permissible current		ESR <sup>*3</sup> (mΩ)	Mass (g)	Min. order Qty <sup>*4</sup> (PCS)
			W	H	L	P1	P2	∅		Peak current <sup>*1</sup> (A <sub>0-P</sub> )	RMS current <sup>*2</sup> (A rms)			
EZPV1A305LTT	±10	3	15.0	29.0	41.0	37.5	-	1.0	50	150	4.4	30.8	22	1200
EZPV1A405LTT	±10	4	15.0	29.0	41.0	37.5	-	1.0	50	200	5.5	23.5	23	1200
EZPV1A475LTT	±10	4.7	17.0	34.5	41.0	37.5	-	1.0	50	235	6.2	21.7	28	1200
EZPV1A505LTT	±10	5	17.0	34.5	41.0	37.5	-	1.0	50	250	6.5	20.4	28	1200
EZPV1A605LTT	±10	6	17.0	34.5	41.0	37.5	-	1.0	50	300	7.3	17.5	29	1200
EZPV1A705MTT	±10	7	22.0	36.0	41.0	37.5	10.2	1.0	50	350	8.5	15.5	39	600
EZPV1A805MTT	±10	8	22.0	36.0	41.0	37.5	10.2	1.0	50	400	9.5	13.7	41	600
EZPV1A905MTT	±10	9	22.0	36.0	41.0	37.5	10.2	1.0	50	450	10.4	12.4	42	600
EZPV1A106MTT	±10	10	23.5	43.5	41.5	37.5	10.2	1.0	50	500	11.2	12.7	48	400
EZPV1A126MTT	±10	12	26.0	40.5	41.0	37.5	10.2	1.0	50	600	12.8	10.4	55	600
EZPV1A156MTT	±10	15	30.0	50.5	41.0	37.5	10.2	1.0	50	750	15.0	10.4	70	400
EZPV1A186MTT	±10	18	30.0	50.5	41.0	37.5	20.3	1.0	50	900	16.9	8.5	74	400
EZPV1A206MTT	±10	20	30.0	56.0	41.5	37.5	20.3	1.2	50	1000	18.1	7.2	82	400
EZPV1A256MTT	±10	25	38.0	52.5	42.0	37.5	20.3	1.2	50	1250	20.9	5.9	108	400
EZPV1A306MTT	±10	30	43.0	58.0	41.0	37.5	20.3	1.2	50	1500	23.4	5.7	132	400
EZPV1A156MTS	±10	15	25.0	40.0	57.0	52.5	10.2	1.2	30	450	10.6	13.7	67	600
EZPV1A206MTS	±10	20	35.5	45.5	57.5	52.5	10.2	1.2	30	600	12.2	11.2	106	200
EZPV1A256MTS	±10	25	35.5	45.5	57.5	52.5	20.3	1.2	30	750	13.6	9.1	111	200
EZPV1A306MTS	±10	30	35.0	50.0	57.5	52.5	20.3	1.2	30	900	14.9	9.9	116	200
EZPV1A356MTS	±10	35	35.0	56.0	57.5	52.5	20.3	1.2	30	1050	16.1	9.2	132	200
EZPV1A406MTS	±10	40	35.0	56.0	57.5	52.5	20.3	1.2	30	1200	17.2	7.8	138	200

\*1 : When rising temperature of capacitor surface by continuous peak current(included pulse current), use within limit specified for temperature of capacitor surface and self heating temperature rise.

\*2 : Maximum RMS current @ 70°C , 10kHz Use within limit for self heating temperature rise at capacitor surface.

\*3 : 20 °C、10 kHz

\*4 : Minimum order quantity consists of 4 packing units.

## Rating · Dimensions · Quantity

## For automotive

■ Rated voltage [DC] : 1100 V

Part No.	Cap. Tol. (%)	Cap. (μF)	Dimensions (mm)						dv/dt (V/μs)	Permissible current		ESR <sup>*3</sup> (mΩ)	Mass (g)	Min. order Qty <sup>*4</sup> (PCS)
			W	H	L	P1	P2	∅		Peak current <sup>*1</sup> (A <sub>0-P</sub> )	RMS current <sup>*2</sup> (A rms)			
EZPV1B305LTT	±10	3	15.0	29.0	41.0	37.5	-	1.0	50	150	4.4	30.8	22	1200
EZPV1B405LTT	±10	4	15.0	29.0	41.0	37.5	-	1.0	50	200	5.5	23.5	23	1200
EZPV1B475LTT	±10	4.7	17.0	34.5	41.0	37.5	-	1.0	50	235	6.2	21.7	28	1200
EZPV1B505LTT	±10	5	17.0	34.5	41.0	37.5	-	1.0	50	250	6.5	20.4	28	1200
EZPV1B605LTT	±10	6	17.0	34.5	41.0	37.5	-	1.0	50	300	7.3	17.5	29	1200
EZPV1B705MTT	±10	7	22.0	36.0	41.0	37.5	10.2	1.0	50	350	8.5	15.5	39	600
EZPV1B805MTT	±10	8	22.0	36.0	41.0	37.5	10.2	1.0	50	400	9.5	13.7	41	600
EZPV1B905MTT	±10	9	22.0	36.0	41.0	37.5	10.2	1.0	50	450	10.4	12.4	42	600
EZPV1B106MTT	±10	10	23.5	43.5	41.5	37.5	10.2	1.0	50	500	11.2	12.7	48	400
EZPV1B126MTT	±10	12	26.0	40.5	41.0	37.5	10.2	1.0	50	600	12.8	10.4	55	600
EZPV1B156MTT	±10	15	30.0	50.5	41.0	37.5	10.2	1.0	50	750	15.0	10.4	70	400
EZPV1B186MTT	±10	18	30.0	50.5	41.0	37.5	20.3	1.0	50	900	16.9	8.5	74	400
EZPV1B206MTT	±10	20	30.0	56.0	41.5	37.5	20.3	1.2	50	1000	18.1	7.2	82	400
EZPV1B256MTT	±10	25	38.0	52.5	42.0	37.5	20.3	1.2	50	1250	20.9	5.9	108	400
EZPV1B306MTT	±10	30	43.0	58.0	41.0	37.5	20.3	1.2	50	1500	23.4	5.7	132	400
EZPV1B156MTS	±10	15	25.0	40.0	57.0	52.5	10.2	1.2	30	450	10.6	13.7	67	600
EZPV1B206MTS	±10	20	35.5	45.5	57.5	52.5	10.2	1.2	30	600	12.2	11.2	106	200
EZPV1B256MTS	±10	25	35.5	45.5	57.5	52.5	20.3	1.2	30	750	13.6	9.1	111	200
EZPV1B306MTS	±10	30	35.0	50.0	57.5	52.5	20.3	1.2	30	900	14.9	9.9	116	200
EZPV1B356MTS	±10	35	35.0	56.0	57.5	52.5	20.3	1.2	30	1050	16.1	9.2	132	200
EZPV1B406MTS	±10	40	35.0	56.0	57.5	52.5	20.3	1.2	30	1200	17.2	7.8	138	200

\*1 : When rising temperature of capacitor surface by continuous peak current(included pulse current), use within limit specified for temperature of capacitor surface and self heating temperature rise.

\*2 : Maximum RMS current @ 70°C , 10kHz Use within limit for self heating temperature rise at capacitor surface.

\*3 : 20 °C、10 kHz

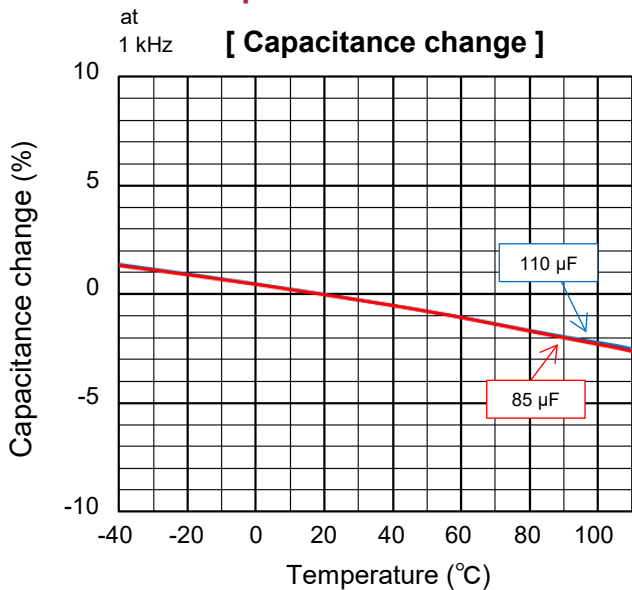
\*4 : Minimum order quantity consists of 4 packing units.

**Characteristics data**

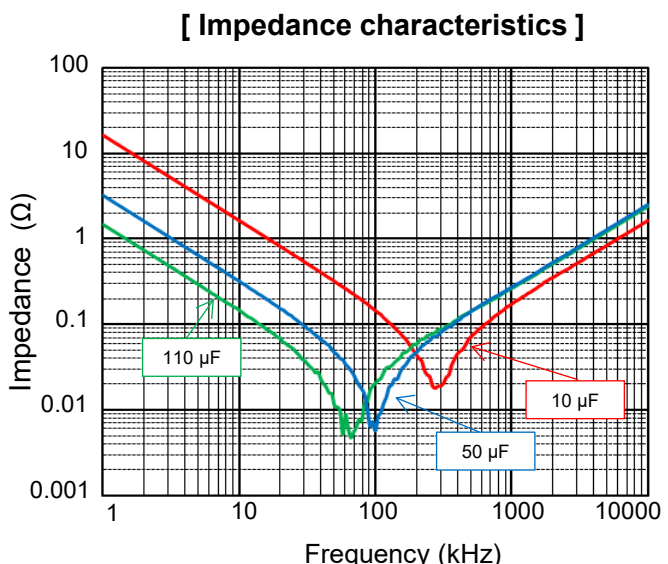
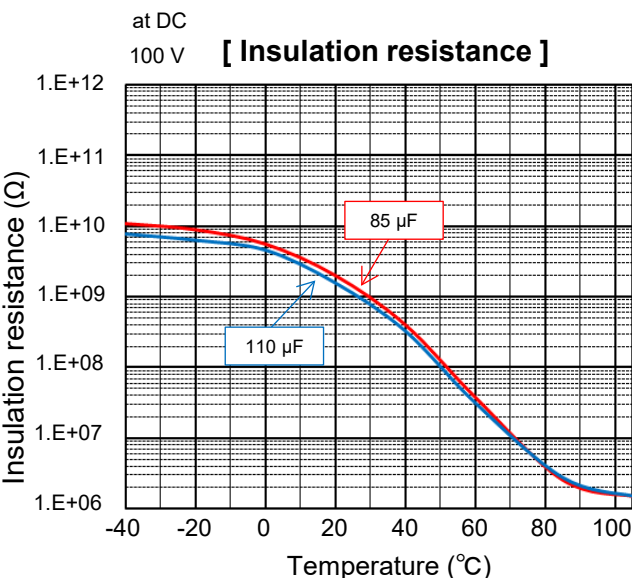
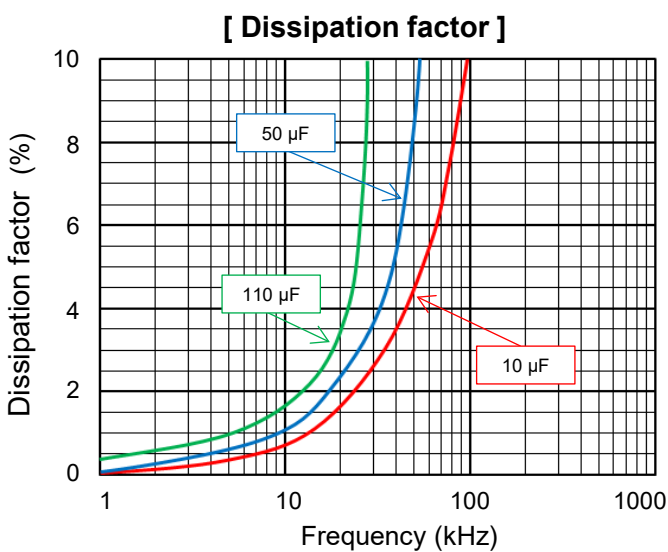
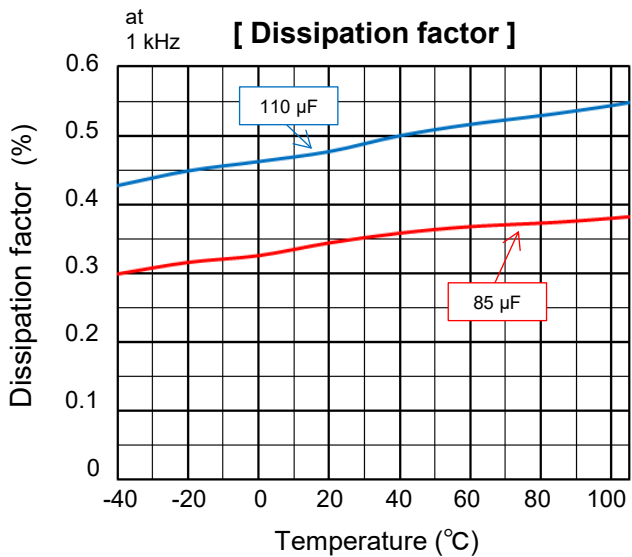
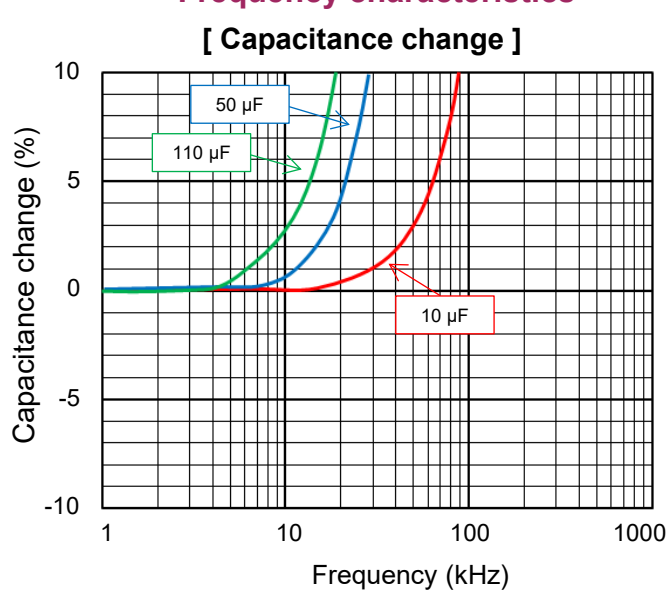
■ **Rated voltage [DC] : 600 V**

Electrical characteristics <Typical data >

**Temperature characteristics**



**Frequency characteristics**

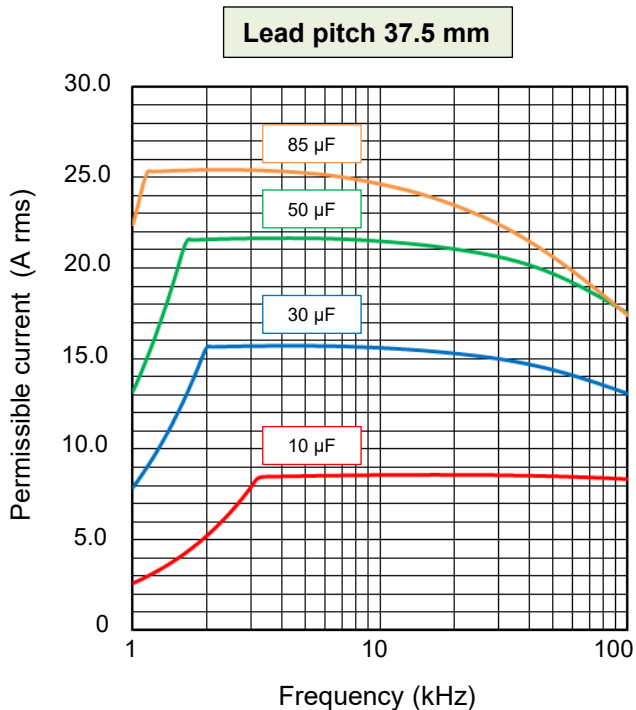


**Characteristics data**

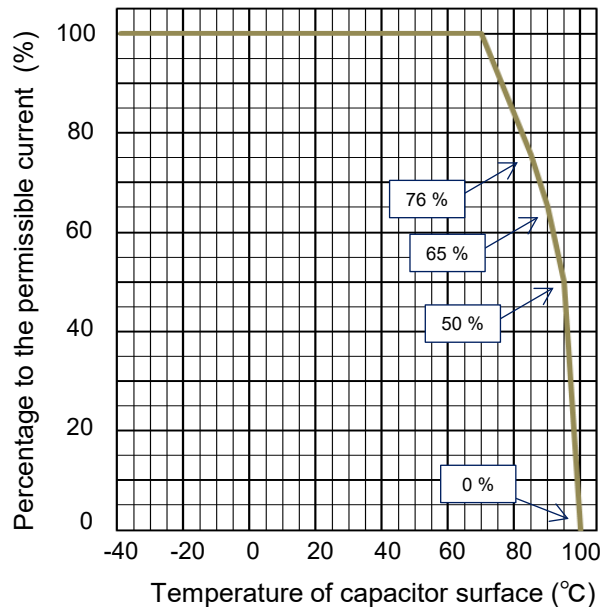
■ **Rated voltage [DC] : 600 V**

Applicable specifications

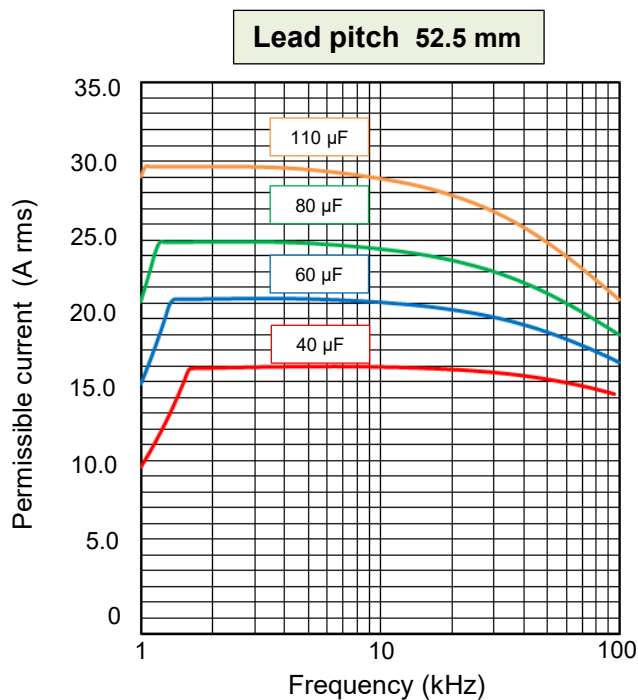
**[ Permissible Current ]**



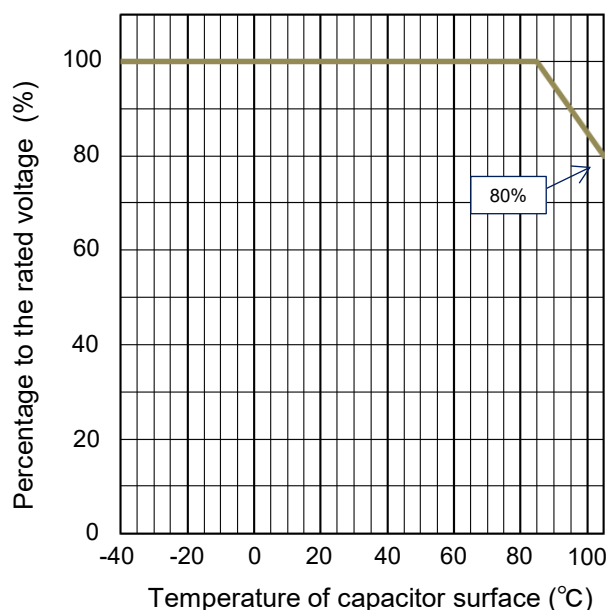
**[ Permissible Current Derating by Temperature ]**



**[ Permissible Current ]**



**[ Voltage Derating by Temperature ]**



**Permissible pulse current (dV/dt)**  
(Max. 10000 cycles)

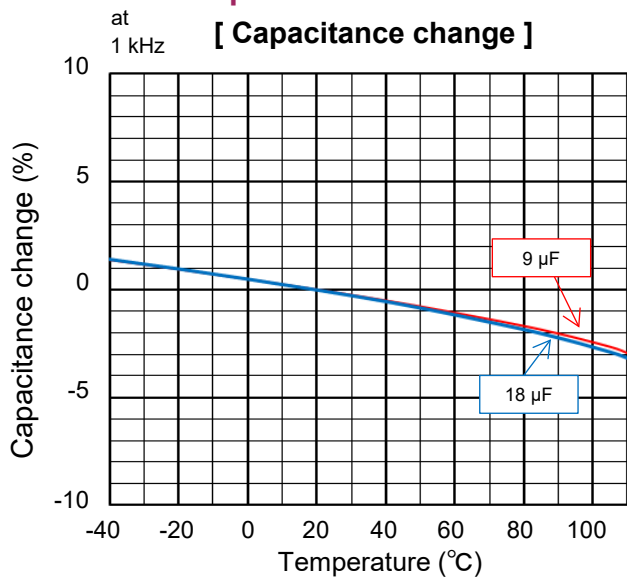
R. voltage [DC] (V)	Pitch (mm)	Capacitance (µF)	Code	dV/dt (V/µs)	Current (A <sub>o-p</sub> )
600	37.5	10.0	106	25	250.0
		30.0	306		750.0
		50.0	506		1250.0
		70.0	706		1750.0
		85.0	856		2125.0
	52.5	40.0	406	15	600.0
		60.0	606		900.0
		80.0	806		1200.0
		110.0	117		1650.0

**Characteristics data**

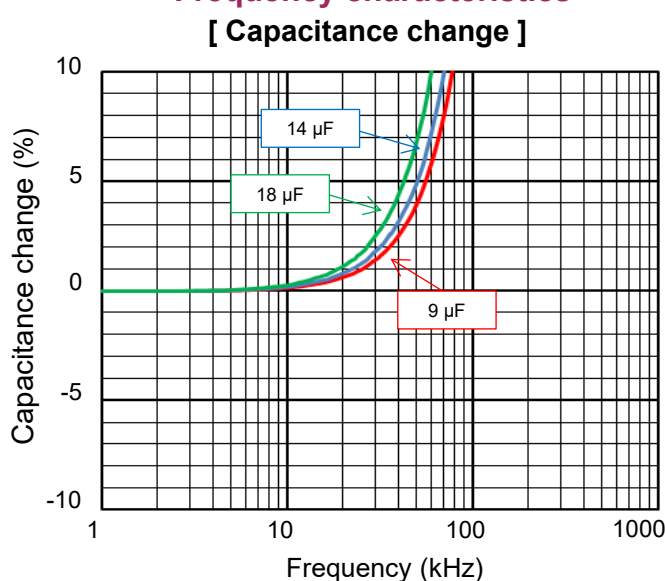
■ **Rated voltage [DC] : 700 V / 800 V (Lead pitch 27.5 mm)**

Electrical characteristics <Typical data >

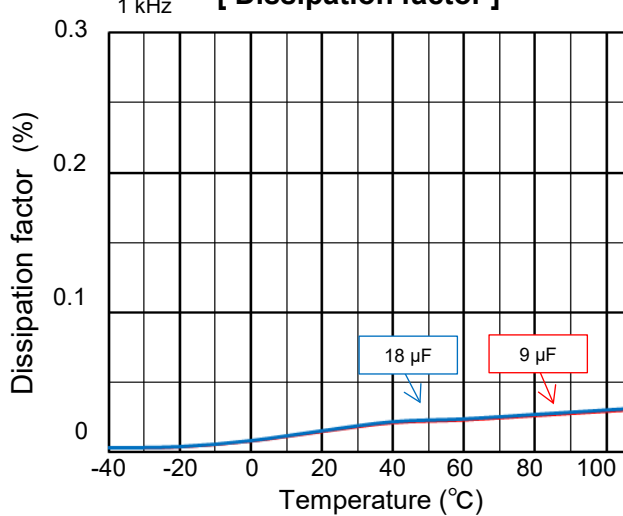
**Temperature characteristics**



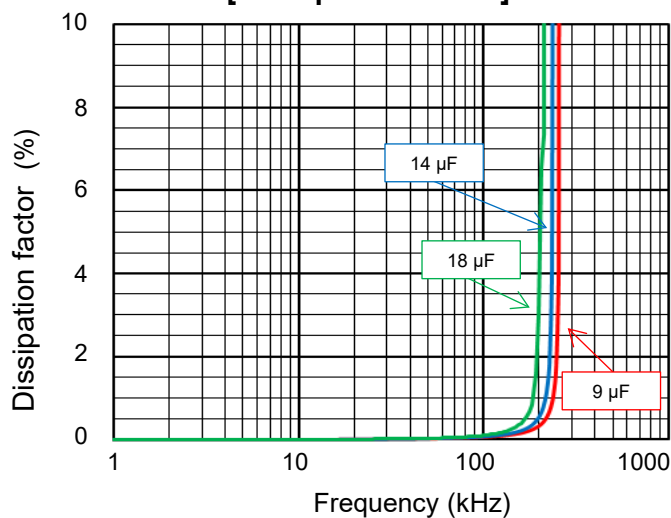
**Frequency characteristics**



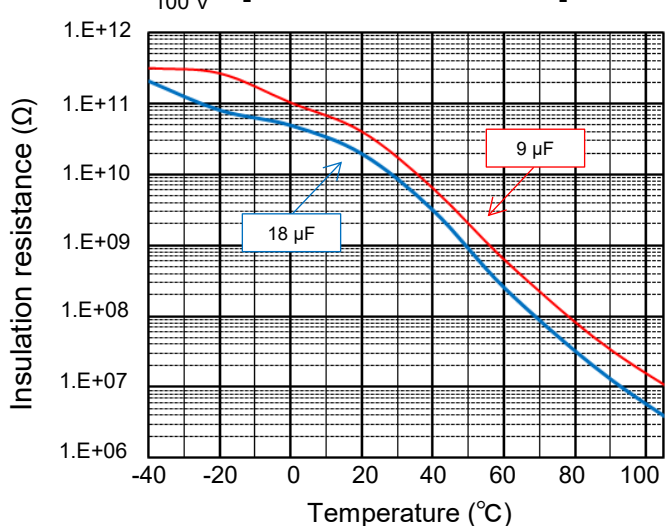
at 1 kHz [ Dissipation factor ]



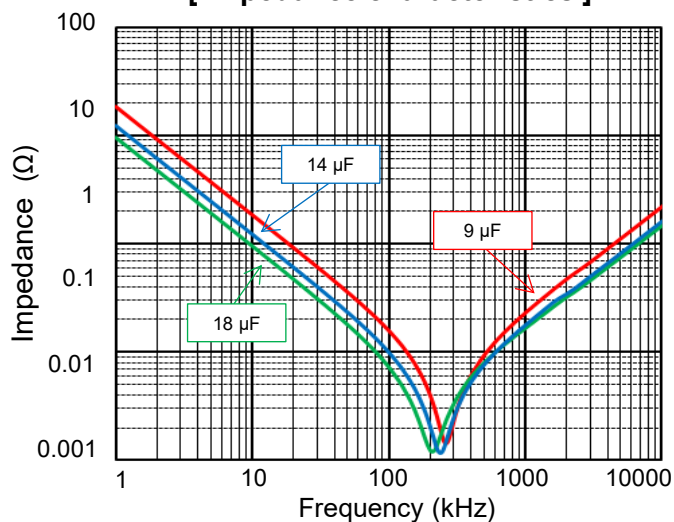
[ Dissipation factor ]



at DC 100 V [ Insulation resistance ]



[ Impedance characteristics ]

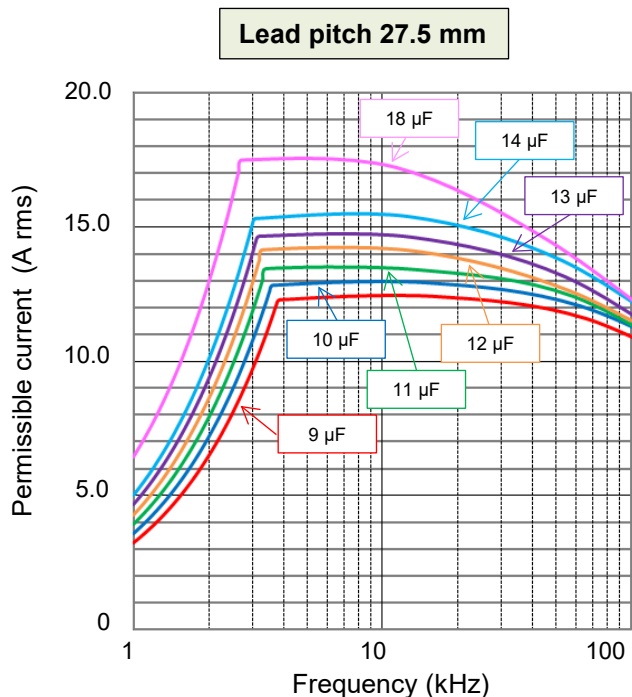


**Characteristics data**

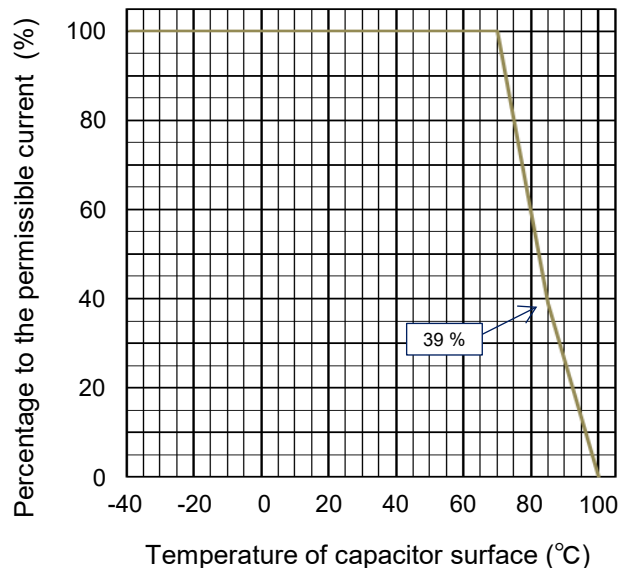
■ **Rated voltage [DC] : 700 V / 800 V (Lead pitch 27.5 mm)**

Applicable specifications

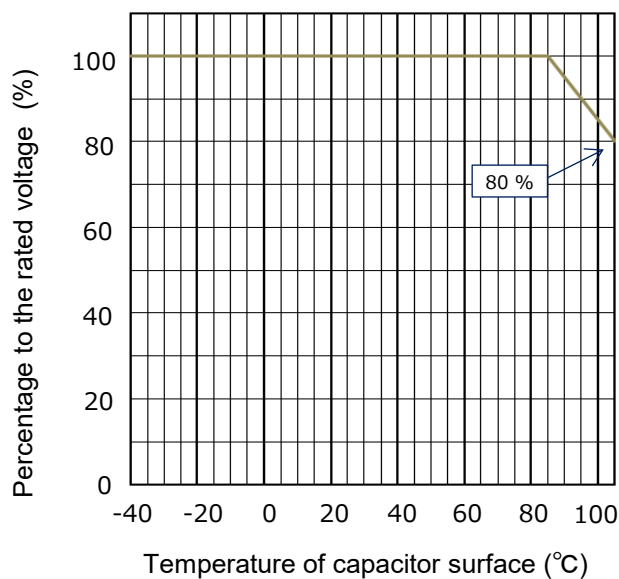
**[ Permissible Current ]**



**[ Permissible Current Derating by Temperature ]**



**[ Voltage Derating by Temperature ]**



**Permissible pulse current (dV/dt)**  
(Max. 10000 cycles)

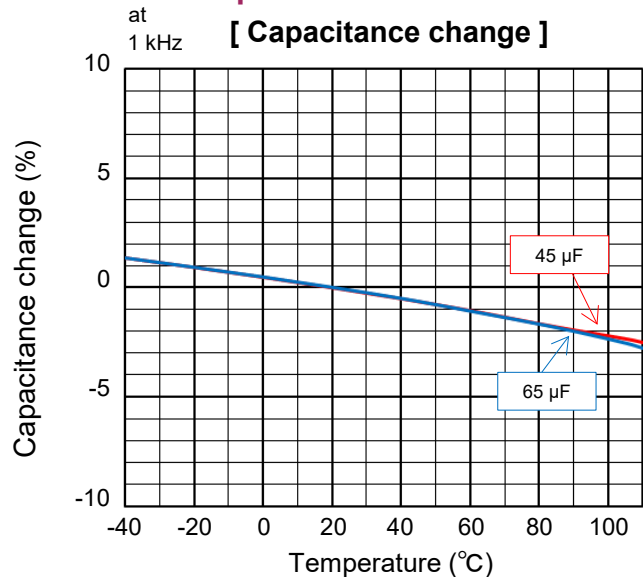
R. voltage [DC] (V)	Pitch (mm)	Capacitance (µF)	Code	dV/dt (V/µs)	Current (A <sub>o-p</sub> )
700 / 800	27.5	9.0	905	35	315.0
		10.0	106		350.0
		11.0	116		385.0
		12.0	126		420.0
		13.0	136		455.0
		14.0	146		490.0
		18.0	186		630.0

**Characteristics data**

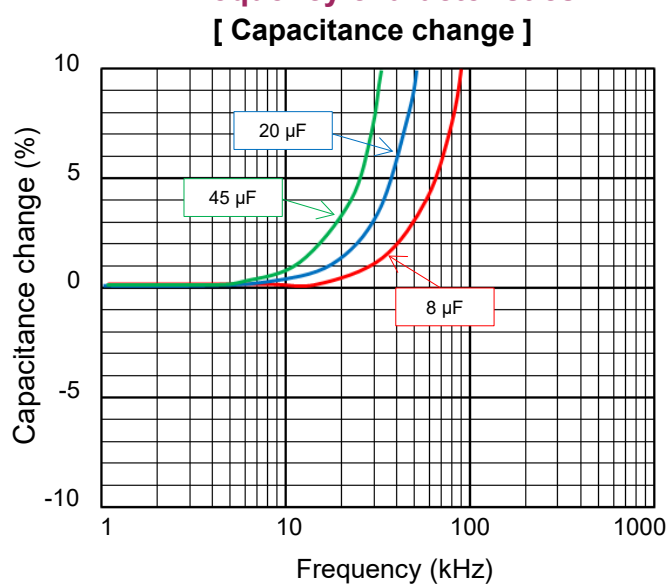
■ **Rated voltage [DC] : 700 V / 800 V (Lead pitch 37.5 / 52.5 mm)**

Electrical characteristics <Typical data >

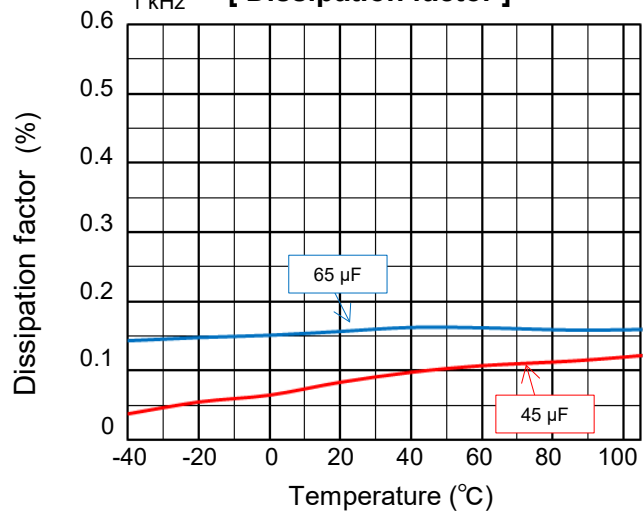
**Temperature characteristics**



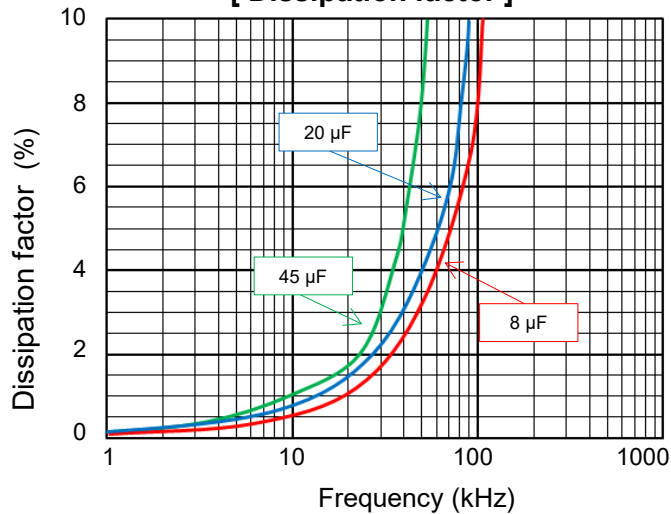
**Frequency characteristics**



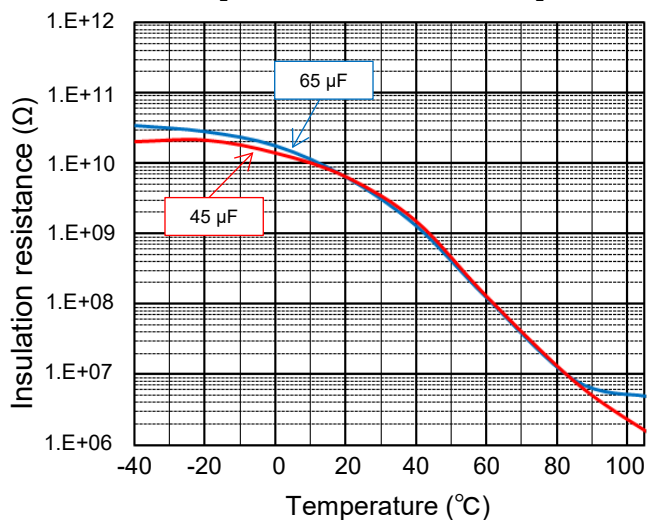
at 1 kHz [Dissipation factor]



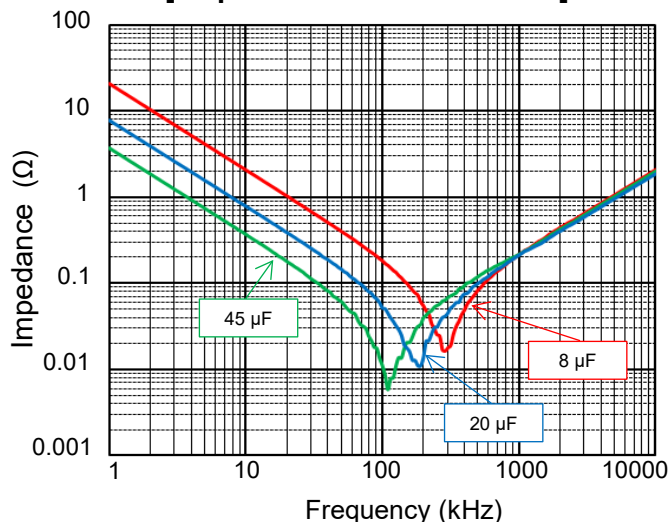
[Dissipation factor]



at DC 100 V [Insulation resistance]



[Impedance characteristics]





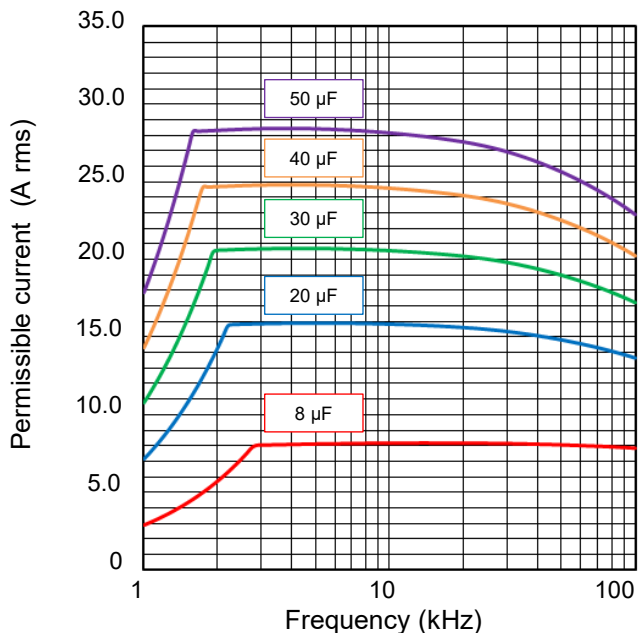
**Characteristics data**

■ **Rated voltage [DC] : 700 V / 800 V (Lead pitch 37.5 / 52.5 mm)**

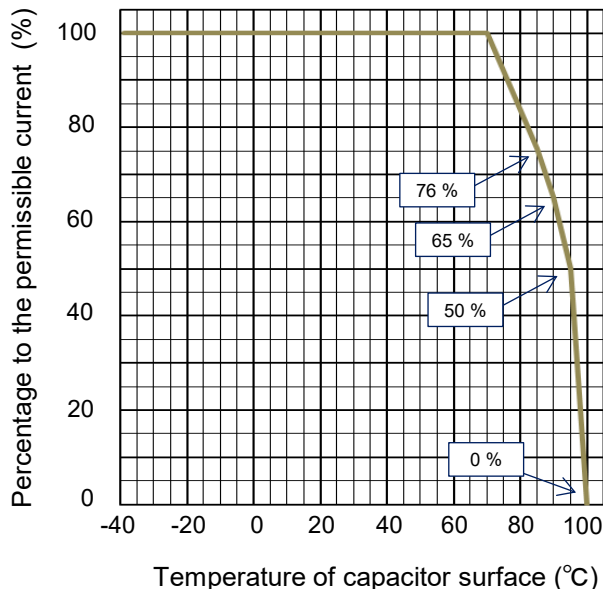
Applicable specifications

[ Permissible Current ]

Lead pitch 37.5 mm

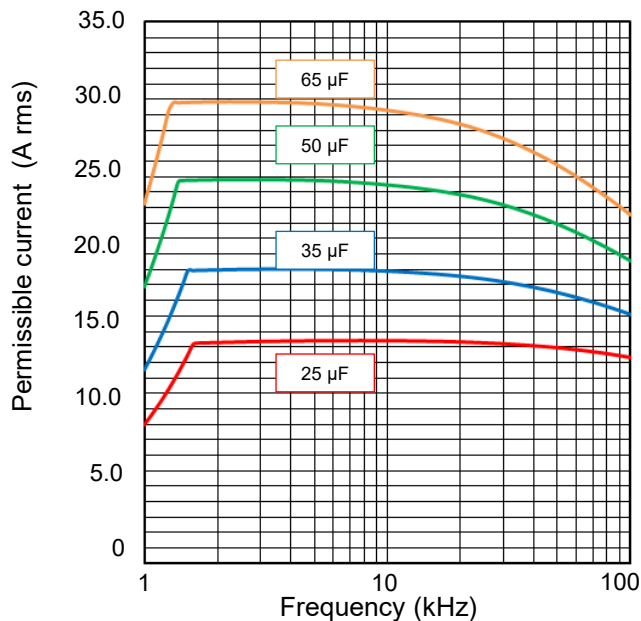


[ Permissible Current Derating by Temperature ]

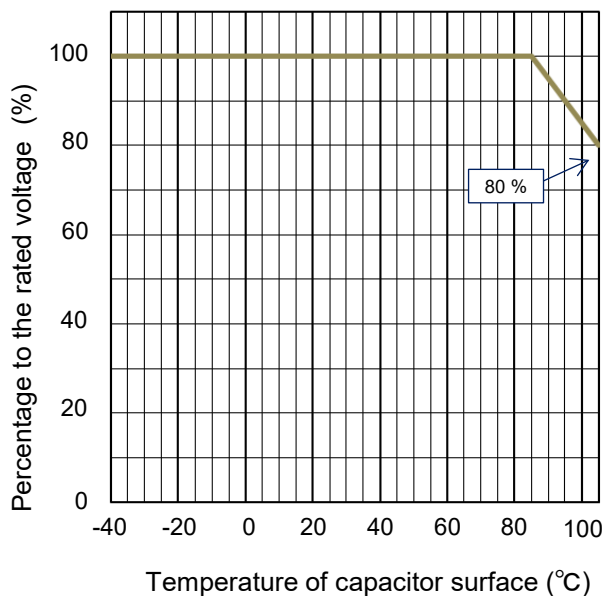


[ Permissible Current ]

Lead pitch 52.5 mm



[ Voltage Derating by Temperature ]



**Permissible pulse current (dV/dt)**  
(Max. 10000 cycles)

R. voltage [DC] (V)	Pitch (mm)	Capacitance (μF)	Code	dV/dt (V/μs)	Current (A <sub>o-p</sub> )
700 / 800	37.5	8.0	805	35	280.0
		20.0	206		700.0
		30.0	306		1050.0
		40.0	406		1400.0
		50.0	506		1750.0
	52.5	25.0	256	22	550.0
		35.0	356		770.0
		50.0	506		1100.0
		65.0	656		1430.0

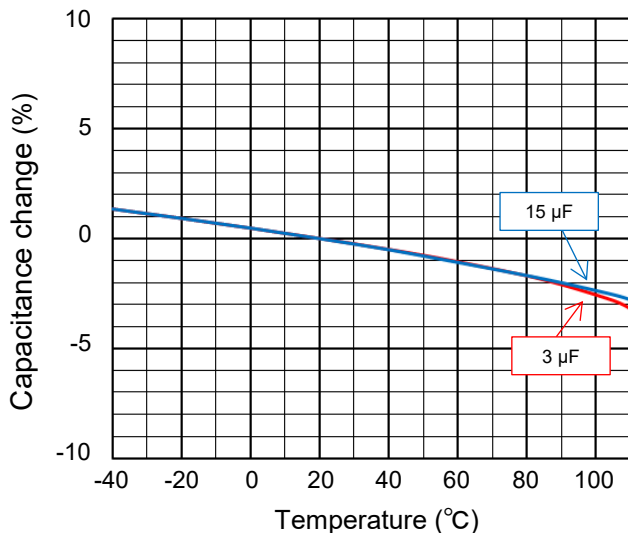
**Characteristics data**

■ **Rated voltage [DC] : 1000 V / 1100 V**

Electrical characteristics <Typical data >

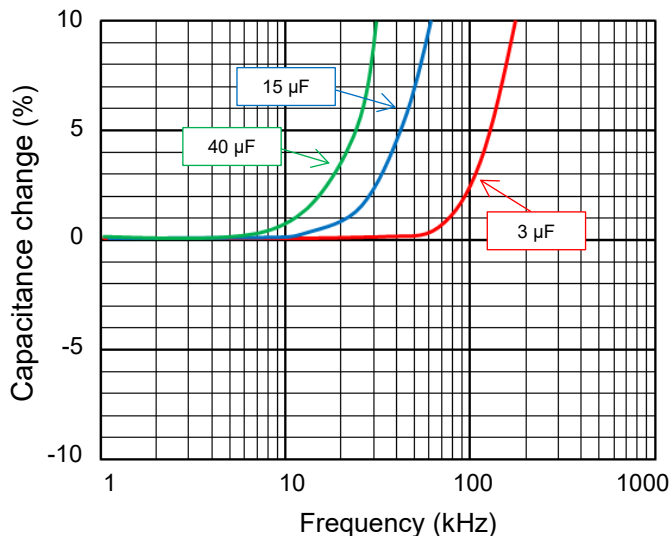
**Temperature characteristics**

at 1 kHz [Capacitance change]

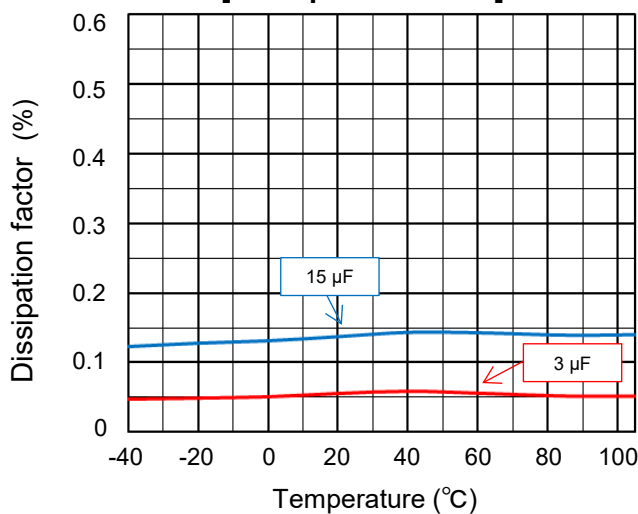


**Frequency characteristics**

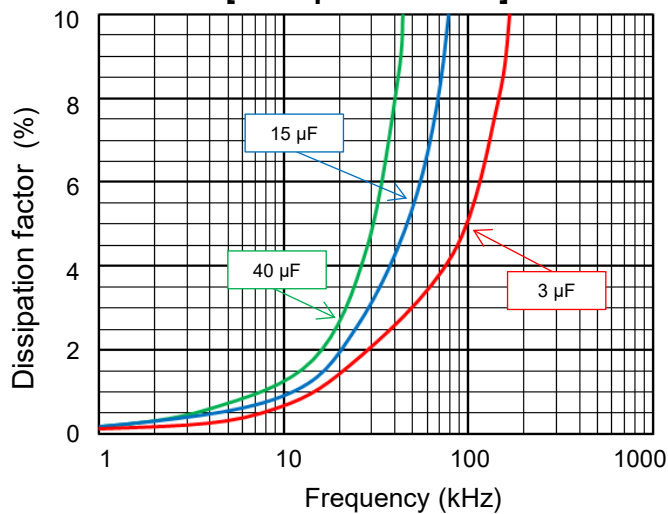
[Capacitance change]



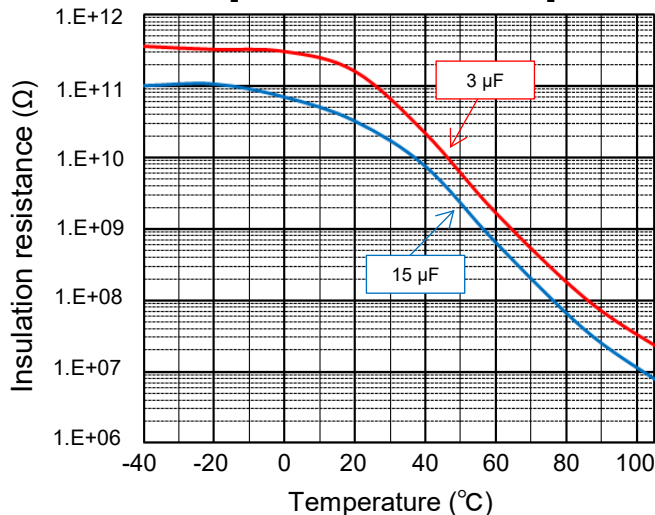
at 1 kHz [Dissipation factor]



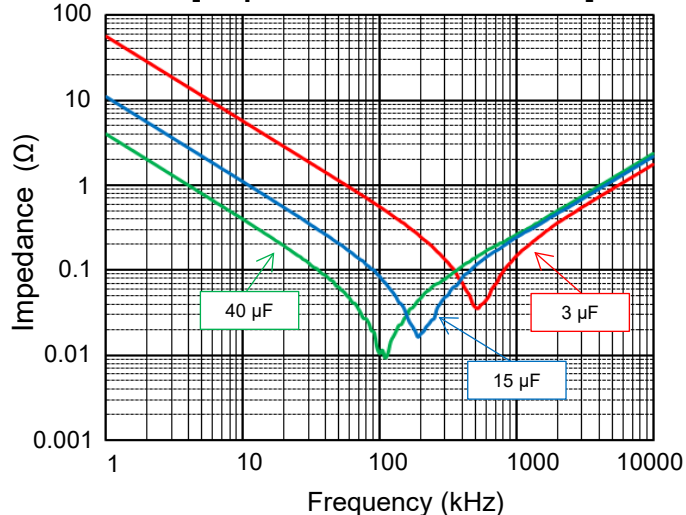
[Dissipation factor]



at DC 100 V [Insulation resistance]



[Impedance characteristics]



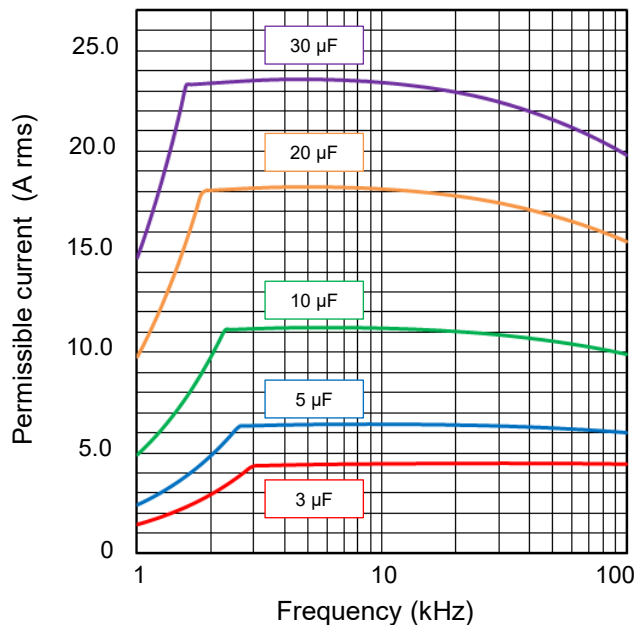
**Characteristics data**

■ **Rated voltage [DC] : 1000 V / 1100 V**

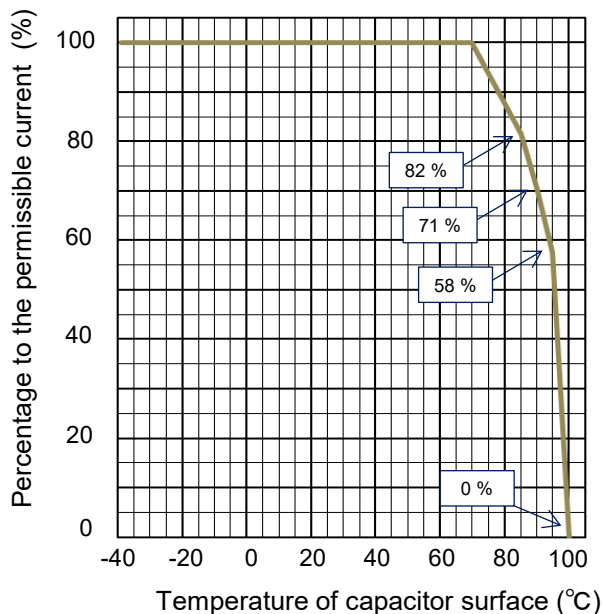
Applicable specifications

[ Permissible Current ]

Lead pitch 37.5 mm

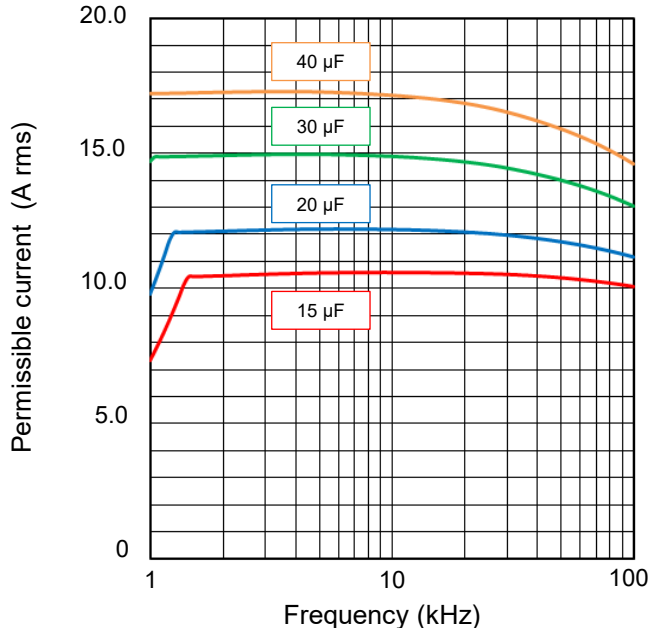


[ Permissible Current Derating by Temperature ]

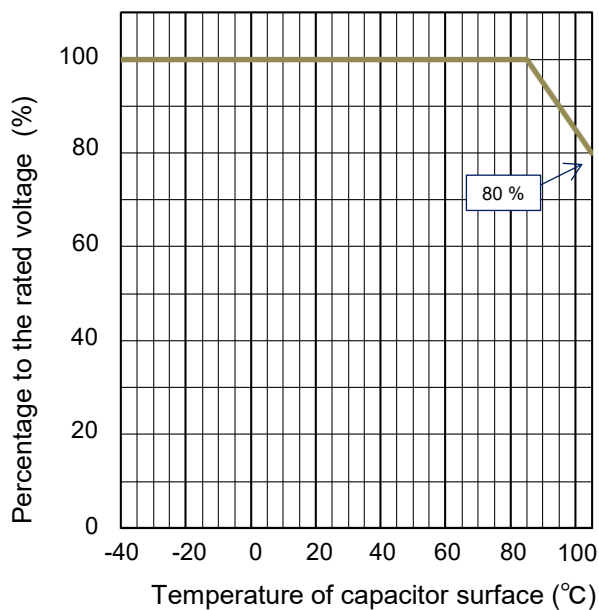


[ Permissible Current ]

Lead pitch 52.5 mm



[ Voltage Derating by Temperature ]



**Permissible pulse current (dV/dt)**  
(Max. 10000 cycles)

R. voltage [DC] (V)	Pitch (mm)	Capacitance (μF)	Code	dV/dt (V/μs)	Current (A <sub>o-p</sub> )
1000 / 1100	37.5	3.0	305	50	150.0
		5.0	505		250.0
		10.0	106		500.0
		20.0	206		1000.0
		30.0	306		1500.0
	52.5	15.0	156	30	450.0
		20.0	206		600.0
		30.0	306		900.0
		40.0	406		1200.0

## Safety and Legal Matters to Be Observed

### Product specifications and applications

- Please be advised that this product and product specifications are subject to change without notice for improvement purposes. Therefore, please request and confirm the latest delivery specifications that explain the specifications in detail before the final design, or purchase or use of the product, regardless of the application. In addition, do not use this product in any way that deviates from the contents of the company's delivery specifications.
- Unless otherwise specified in this catalog or the product specifications, this product is intended for use in general electronic equipment (AV products, home appliances, commercial equipment, office equipment, information and communication equipment, etc.).  
When this product is used for the following special cases, the specification document suited to each application shall be signed/sealed (with Panasonic Industry and the user) in advance..These include applications requiring special quality and reliability, wherein their failures or malfunctions may directly threaten human life or cause harm to the human body (e.g.: space/aircraft equipment, transportation/traffic equipment, combustion equipment, medical equipment, disaster prevention/crime prevention equipment, safety equipment, etc.).

### Safety design and product evaluation

- Please ensure safety through protection circuits, redundant circuits, etc., in the customer's system design so that a defect in our company's product will not endanger human life or cause other serious damage.
- This catalog shows the quality and performance of individual parts. The durability of parts varies depending on the usage environment and conditions. Therefore, please ensure to evaluate and confirm the state of each part after it has been mounted in your product in the actual operating environment before use.  
If you have any doubts about the safety of this product, then please notify us immediately, and be sure to conduct a technical review including the above protection circuits and redundant circuits at your company.

### Laws / Regulations / Intellectual property

- The transportation of dangerous goods as designated by UN numbers, UN classifications, etc., does not apply to this product. In addition, when exporting products, product specifications, and technical information described in this catalog, please comply with the laws and regulations of the countries to which the products are exported, especially those concerning security export control.
- Each model of this product complies with the RoHS Directive (Restriction of the use of hazardous substances in electrical and electronic equipment) (2011/65/EU and (EU) 2015/863). The date of compliance with the RoHS Directive and REACH Regulation varies depending on the product model.  
Further, if you are using product models in stock and are not sure whether or not they comply with the RoHS Directive or REACH Regulation, please contact us by selecting "Sales Inquiry" from the inquiry form.
- During the manufacturing process of this product and any of its components and materials to be used, Panasonic Industry does not intentionally use ozone-depleting substances stipulated in the Montreal Protocol and specific bromine-based flame retardants such as PBBs (Poly-Brominated Biphenyls) / PBDEs (Poly-Brominated Diphenyl Ethers). In addition, the materials used in this product are all listed as existing chemical substances based on the Act on the Regulation of Manufacture and Evaluation of Chemical Substances.
- With regard to the disposal of this product, please confirm the disposal method in each country and region where it is incorporated into your company's product and used.
- The technical information contained in this catalog is intended to show only typical operation and application circuit examples of this product. This catalog does not guarantee that such information does not infringe upon the intellectual property rights of Panasonic Industry or any third party, nor imply that the license of such rights has been granted.
- Design, materials, or process related to technical owned by Panasonic Industry are subject to change without notice.

**Panasonic Industry will assume no liability whatsoever if the use of our company's products deviates from the contents of this catalog or does not comply with the precautions. Please be advised of these restrictions.**

## Matters to Be Observed When Using This Product

(Film capacitor : Automotive/Industrial)

### Response to anomalies and handling conditions

- Because the capacitor described herein is made of a combustible material, it may generate smoke or even ignite when exposed to excessive heat. We therefore recommend you cover the capacitor with a fire-resistant material or fire-resistant case.
- When a different component in the same circuit has short-circuited or developed an open failure, see to it that a voltage or current higher than the rated voltage or current or excessive heat is not applied to the capacitor.

### Reliability

A capacitor conforming to "AEC-Q200" refers to a capacitor having passed some or all of evaluation test items defined in AEC-Q200.

To know the detailed specifications of each capacitor or specific evaluation test scores, please contact us.

We issue a delivery specification sheet for each product ordered. Please confirm the delivery specification sheet when you place an order with us.

## Reference information

### Guidelines

Before using the capacitor, make sure to acquire our delivery specification sheet and confirm service conditions.

If you find measurement values exceeding specified values in the specification sheet or have any question, feel free to contact us. We also advise you to refer to RCR-1001B "Safety Application Guide on Components for Use in Electronic and Electrical Equipment" and JEITA RCR-2350D "Safety Application Guide for Fixed Plastic Film Capacitors for Use in Electronic Equipment."

### Intellectual property

Panasonic Group provides customers with safe products and services. We are also making great efforts to protect our intellectual property rights for Panasonic Group products. Typical patents related to this product are as follows. (Hybrid type)

[U.S. patent]

USP Nos. 7027286, 8315031, 8861177, 9240279, 10475585

[Japanese patent]

Japanese Patent No. 4784464, 4930099, 4946618, 5391797

# Mouser Electronics

Authorized Distributor

Click to View Pricing, Inventory, Delivery & Lifecycle Information:

## Panasonic:

[EZP-V80656MTC](#) [EZP-V80656MTS](#) [EZP-V80805LTB](#) [EZP-V80805LTT](#) [EZP-V80905LTB](#) [EZP-V80905LTT](#) [EZP-V80506MTS](#) [EZP-V80506MTT](#) [EZP-V80556MTC](#) [EZP-V80556MTS](#) [EZP-V80606MTC](#) [EZP-V80606MTS](#) [EZP-V80456MTB](#) [EZP-V80456MTC](#) [EZP-V80456MTS](#) [EZP-V80456MTT](#) [EZP-V80506MTB](#) [EZP-V80506MTC](#) [EZP-V80356MTS](#) [EZP-V80356MTT](#) [EZP-V80406MTB](#) [EZP-V80406MTC](#) [EZP-V80406MTS](#) [EZP-V80406MTT](#) [EZP-V80306MTB](#) [EZP-V80306MTC](#) [EZP-V80306MTS](#) [EZP-V80306MTT](#) [EZP-V80356MTB](#) [EZP-V80356MTC](#) [EZP-V80206MTB](#) [EZP-V80206MTT](#) [EZP-V80256MTB](#) [EZP-V80256MTC](#) [EZP-V80256MTS](#) [EZP-V80256MTT](#) [EZP-V80106LTB](#) [EZP-V80106LTT](#) [EZP-V80126LTB](#) [EZP-V80126LTT](#) [EZP-V80156MTB](#) [EZP-V80156MTT](#) [EZP-V60856MTS](#) [EZP-V60856MTT](#) [EZP-V60906MTC](#) [EZP-V60906MTS](#) [EZP-V60956MTC](#) [EZP-V60956MTS](#) [EZP-V60806MTB](#) [EZP-V60806MTC](#) [EZP-V60806MTS](#) [EZP-V60806MTT](#) [EZP-V60856MTB](#) [EZP-V60856MTC](#) [EZP-V60706MTS](#) [EZP-V60706MTT](#) [EZP-V60756MTB](#) [EZP-V60756MTC](#) [EZP-V60756MTS](#) [EZP-V60756MTT](#) [EZP-V60656MTB](#) [EZP-V60656MTC](#) [EZP-V60656MTS](#) [EZP-V60656MTT](#) [EZP-V60706MTB](#) [EZP-V60706MTC](#) [EZP-V60556MTS](#) [EZP-V60556MTT](#) [EZP-V60606MTB](#) [EZP-V60606MTC](#) [EZP-V60606MTS](#) [EZP-V60606MTT](#) [EZP-V60506MTB](#) [EZP-V60506MTC](#) [EZP-V60506MTS](#) [EZP-V60506MTT](#) [EZP-V60556MTB](#) [EZP-V60556MTC](#) [EZP-V60406MTS](#) [EZP-V60406MTT](#) [EZP-V60456MTB](#) [EZP-V60456MTC](#) [EZP-V60456MTS](#) [EZP-V60456MTT](#) [EZP-V60306MTB](#) [EZP-V60306MTT](#) [EZP-V60356MTB](#) [EZP-V60356MTT](#) [EZP-V60406MTB](#) [EZP-V60406MTC](#) [EZP-V60206MTB](#) [EZP-V60206MTT](#) [EZP-V60226MTB](#) [EZP-V60226MTT](#) [EZP-V60256MTB](#) [EZP-V60256MTT](#) [EZP-V60117MTC](#) [EZP-V60117MTS](#) [EZP-V60126LTB](#) [EZP-V60126LTT](#)