




AUDIO  
TECHNOLOGIES®

## XLR CHASSIS CONNECTORS

### 5 PIN JL SERIES

Locking 5 pin connectors with rugged metal shells for audio and lighting control.



IO-XLR5-M-BK-JL

IO-XLR5-F-BK-JL

### SPECIFICATIONS

#### PRODUCT

Gender: **Male (IO-XLR5-M-BK-JL)**

**Female (IO-XLR5-F-BK-JL)**

Contacts: **5**

#### ELECTRICAL

Capacitance Between Contacts:  **$\leq 2$  pF**

Capacitance Between Contact and Ground:  **$\leq 2.6$  pF**

Contact Resistance:  **$< 7$  m $\Omega$**

Insulation Resistance:  **$\geq 5000$  M $\Omega$**

Dielectric Strength: **1500V @ 60s**

Current Rating: **7.5 A / 125 V AC**

Grounding: **Separate ground contact to mating connector shell**

#### ENVIRONMENTAL

Standard Compliance: **IEC 61076-2-103**

UL Flammability: **Meets UL 94 HB**

Temperature Range: **-40°C ~ +70°C (-40°F ~ +158°F)**

#### MECHANICAL

Lifetime: **> 1000 Mating Cycles**

Wiring: **Solder Contacts**

Wiresize: **1.25mm Max O.D.**

Locking Device: **Latch Lock**

Mounting Direction: **Front**

Solderability: **Complies with IEC 60068-2-20**

#### MATERIAL

Pins: **Brass (IO-XLR5-M-BK-JL)**

**Phosphor Bronze (IO-XLR5-F-BK-JL)**

Pin Plating: **Silver**

Grounding Terminal: **Brass**

Grounding Terminal Plating: **Tin**

Shell: **Die Cast Zinc**

Shell Finish: **Black (Electrocoated)**

Push Button: **Die Cast Zinc**

Push Button Finish: **Nickel**

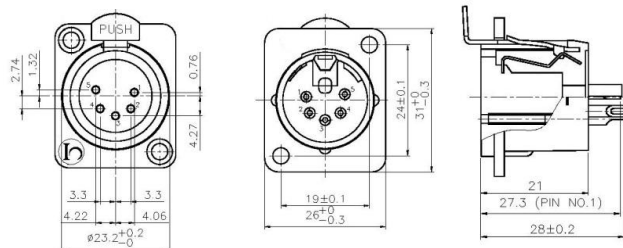
Product specifications may change without prior notification

Io Audio Technologies® is a registered trademark of Knight Electronics, Inc.  
10557 Metric Dr. Dallas, TX 75243 | 214-340-0265 | 800-323-2439 | Fax: 214-340-5870 |  
[www.ioaudiotكنولوجies.com](http://www.ioaudiotكنولوجies.com)

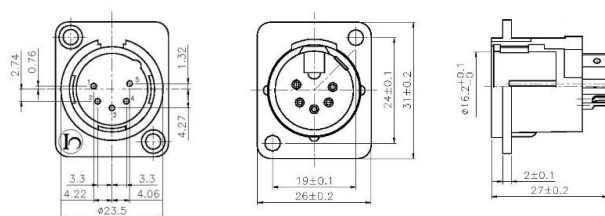


## DRAWINGS

### IO-XLR5-F-BK-JL



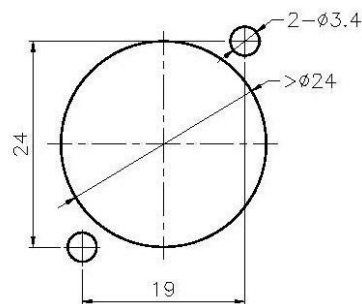
### IO-XLR5-M-BK-JL



## FEATURES & APPLICATIONS

JL Series XLR chassis connectors offer a sleek and robust connection in a standard "J" Size shell. This series is perfect for high-noise environments like permanent installations or design-in applications where the termination method is solder cups. The connectors have nickel plated Die cast zinc housing which allows for great RF protection. They have precision machined, one piece, silver plated contacts and a separate tin plated ground pin which grounds to the connector housing and panel. Available in either black or nickel housing and in 3 or 5 pin variations. The JL Series XLR chassis connectors help prevent local RF interference from assisted listening, WiFi, and other radio transmitters close to the connectors. When coupled with quality shielded cables, a robust system for preventing the intrusion of unwanted noises is created.

### Panel Cutout



## PART NUMBER BREAKDOWN:

IO-XLR5-M-BK-JL

Series Identifier

IO-XLR5-M-BK-JL

Number of Pins

IO-XLR5-M-BK-JL

Gender

IO-XLR5-M-BK-JL

BK = Black Housing

(Blank) = Nickel Housing

IO-XLR5-M-BK-JL

Series Identifier

## STANDARDS & CLASSIFICATIONS



Product specifications may change without prior notification

Io Audio Technologies® is a registered trademark of Knight Electronics, Inc.  
10557 Metric Dr. Dallas, TX 75243 | 214-340-0265 | 800-323-2439 | Fax: 214-340-5870 |  
www.ioaudiotechnologies.com

# Mouser Electronics

Authorized Distributor

Click to View Pricing, Inventory, Delivery & Lifecycle Information:

Orion Fans:

[IO-XLR5-F-BK-JL](#) [IO-XLR5-M-BK-JL](#)