



AUDIO
TECHNOLOGIES®

XLR CHASSIS CONNECTORS

3 PIN JL SERIES

Locking 3 pin connectors with rugged metal shells for audio and lighting control.

SPECIFICATIONS

PRODUCT

Gender: **Male (IO-XLR3-M-JL)**

Female (IO-XLR3-F-JL)

Contacts: **3**

ELECTRICAL

Capacitance Between Contacts: **≤ 2 pF**

Capacitance Between Contact and Ground: **≤ 2.1 pF**

Contact Resistance: **< 3 m Ω**

Insulation Resistance: **≥ 5000 M Ω**

Dielectric Strength: **1500V @ 60s**

Current Rating: **15 A / 125 V AC**

Grounding: **Separate ground contact to shell of mating connector and panel**

ENVIRONMENTAL

Standard Compliance: **IEC 61076-2-103**

UL Flammability: **Meets UL 94 HB**

Temperature Range: **-40°C ~ +70° C (-40°F ~ +158°F)**



IO-XLR3-M-JL

IO-XLR3-F-JL

MECHANICAL

Lifetime: **> 1000 Mating Cycles**

Wiresize (Male): **2.0mm Max O.D.**

Wiresize (Female): **2.5mm Max O.D.**

Wiring: **Solder Contacts**

Locking Device: **Latch Lock**

Mounting Direction: **Front**

Solderability: **Complies with IEC 60068-2-20**

MATERIAL

Pins: **Brass (IO-XLR3-M-JL)**

Phosphor Bronze (IO-XLR3-F-JL)

Pin Plating: **Silver**

Grounding Terminal: **Brass**

Grounding Terminal Plating: **Tin**

Shell: **Die Cast Zinc**

Shell Finish: **Nickel**

Push Button: **Die Cast Zinc**

Push Button Finish: **Nickel**

Product specifications may change without prior notification

Io Audio Technologies® is a registered trademark of Knight Electronics, Inc.

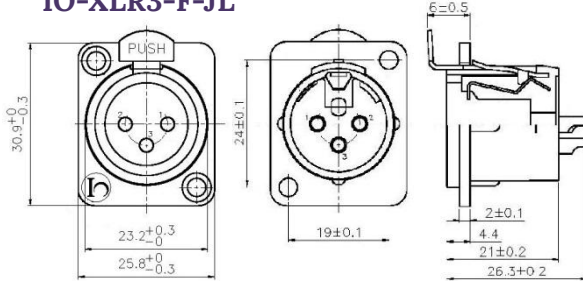
10557 Metric Dr. Dallas

, TX 75243 | 214-340-0265 | 800-323-2439 | Fax: 214-340-5870 |

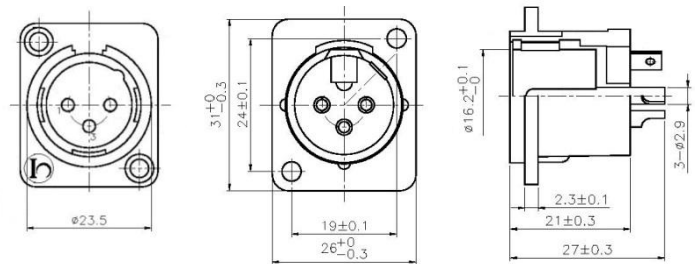
www.ioaudiotek.com

DRAWINGS

IO-XLR3-F-JL



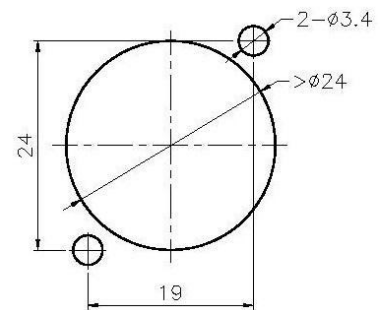
IO-XLR3-M-JL



FEATURES & APPLICATIONS

JL Series XLR chassis connectors offer a sleek and robust connection in a standard "J" Size shell. This series is perfect for high-noise environments like permanent installations or design-in applications where the termination method is solder cups. The connectors have nickel plated Die cast zinc housing which allows for great RF protection. They have precision machined, one piece, silver plated contacts and a separate tin plated ground pin which grounds to the connector housing and panel. Available in either black or nickel housing and in 3 or 5 pin variations. The JL Series XLR chassis connectors help prevent local RF interference from assisted listening, WiFi, and other radio transmitters close to the connectors. When coupled with quality shielded cables, a robust system for preventing the intrusion of unwanted noises is created.

Panel Cutout



PART NUMBER BREAKDOWN:

IO-XLR3-M-JL
Series Identifier
IO-XLR3-M-JL
Number of Pins
IO-XLR3-M-JL
Gender
IO-XLR3-M-JL
Series Identifier

STANDARDS & CLASSIFICATIONS



Product specifications may change without prior notification

Mouser Electronics

Authorized Distributor

Click to View Pricing, Inventory, Delivery & Lifecycle Information:

Orion Fans:

[IO-XLR3-F-JL](#) [IO-XLR3-M-JL](#)