



Is Now Part of



ON Semiconductor®

To learn more about ON Semiconductor, please visit our website at
www.onsemi.com

Please note: As part of the Fairchild Semiconductor integration, some of the Fairchild orderable part numbers will need to change in order to meet ON Semiconductor's system requirements. Since the ON Semiconductor product management systems do not have the ability to manage part nomenclature that utilizes an underscore (_), the underscore (_) in the Fairchild part numbers will be changed to a dash (-). This document may contain device numbers with an underscore (_). Please check the ON Semiconductor website to verify the updated device numbers. The most current and up-to-date ordering information can be found at www.onsemi.com. Please email any questions regarding the system integration to Fairchild_questions@onsemi.com.

ON Semiconductor and the ON Semiconductor logo are trademarks of Semiconductor Components Industries, LLC dba ON Semiconductor or its subsidiaries in the United States and/or other countries. ON Semiconductor owns the rights to a number of patents, trademarks, copyrights, trade secrets, and other intellectual property. A listing of ON Semiconductor's product/patent coverage may be accessed at www.onsemi.com/site/pdf/Patent-Marking.pdf. ON Semiconductor reserves the right to make changes without further notice to any products herein. ON Semiconductor makes no warranty, representation or guarantee regarding the suitability of its products for any particular purpose, nor does ON Semiconductor assume any liability arising out of the application or use of any product or circuit, and specifically disclaims any and all liability, including without limitation special, consequential or incidental damages. Buyer is responsible for its products and applications using ON Semiconductor products, including compliance with all laws, regulations and safety requirements or standards, regardless of any support or applications information provided by ON Semiconductor. "Typical" parameters which may be provided in ON Semiconductor data sheets and/or specifications can and do vary in different applications and actual performance may vary over time. All operating parameters, including "Typicals" must be validated for each customer application by customer's technical experts. ON Semiconductor does not convey any license under its patent rights nor the rights of others. ON Semiconductor products are not designed, intended, or authorized for use as a critical component in life support systems or any FDA Class 3 medical devices or medical devices with a same or similar classification in a foreign jurisdiction or any devices intended for implantation in the human body. Should Buyer purchase or use ON Semiconductor products for any such unintended or unauthorized application, Buyer shall indemnify and hold ON Semiconductor and its officers, employees, subsidiaries, affiliates, and distributors harmless against all claims, costs, damages, and expenses, and reasonable attorney fees arising out of, directly or indirectly, any claim of personal injury or death associated with such unintended or unauthorized use, even if such claim alleges that ON Semiconductor was negligent regarding the design or manufacture of the part. ON Semiconductor is an Equal Opportunity/Affirmative Action Employer. This literature is subject to all applicable copyright laws and is not for resale in any manner.



November 2014

1N4001 - 1N4007

General-Purpose Rectifiers

Features

- Low Forward Voltage Drop
- High Surge Current Capability

**DO-41**

COLOR BAND DENOTES CATHODE

Ordering Information

Part Number	Top Mark	Package	Packing Method
1N4001	1N4001	DO-204AL (DO-41)	Tape and Reel
1N4002	1N4002	DO-204AL (DO-41)	Tape and Reel
1N4003	1N4003	DO-204AL (DO-41)	Tape and Reel
1N4004	1N4004	DO-204AL (DO-41)	Tape and Reel
1N4005	1N4005	DO-204AL (DO-41)	Tape and Reel
1N4006	1N4006	DO-204AL (DO-41)	Tape and Reel
1N4007	1N4007	DO-204AL (DO-41)	Tape and Reel

Absolute Maximum Ratings

Stresses exceeding the absolute maximum ratings may damage the device. The device may not function or be operable above the recommended operating conditions and stressing the parts to these levels is not recommended. In addition, extended exposure to stresses above the recommended operating conditions may affect device reliability. The absolute maximum ratings are stress ratings only. Values are at $T_A = 25^\circ\text{C}$ unless otherwise noted.

Symbol	Parameter	Value							Unit
		1N 4001	1N 4002	1N 4003	1N 4004	1N 4005	1N 4006	1N 4007	
V_{RRM}	Peak Repetitive Reverse Voltage	50	100	200	400	600	800	1000	V
$I_{F(AV)}$	Average Rectified Forward Current .375 " Lead Length at $T_A = 75^\circ\text{C}$	1.0							A
I_{FSM}	Non-Repetitive Peak Forward Surge Current 8.3 ms Single Half-Sine-Wave	30							A
I^2t	Rating for Fusing ($t < 8.3$ ms)	3.7							A ² sec
T_{STG}	Storage Temperature Range	-55 to +175							$^\circ\text{C}$
T_J	Operating Junction Temperature	-55 to +175							$^\circ\text{C}$

Thermal Characteristics

Values are at $T_A = 25^\circ\text{C}$ unless otherwise noted.

Symbol	Parameter	Value	Unit
P_D	Power Dissipation	3.0	W
$R_{\theta JA}$	Thermal Resistance, Junction-to-Ambient	50	$^\circ\text{C/W}$

Electrical Characteristics

Values are at $T_A = 25^\circ\text{C}$ unless otherwise noted.

Symbol	Parameter	Conditions	Value	Unit
V_F	Forward Voltage	$I_F = 1.0\text{ A}$	1.1	V
I_{rr}	Maximum Full Load Reverse Current, Full Cycle	$T_A = 75^\circ\text{C}$	30	μA
I_R	Reverse Current at Rated V_R	$T_A = 25^\circ\text{C}$	5.0	μA
		$T_A = 100^\circ\text{C}$	50	
C_T	Total Capacitance	$V_R = 4.0\text{ V}$, $f = 1.0\text{ MHz}$	15	pF

Typical Performance Characteristics

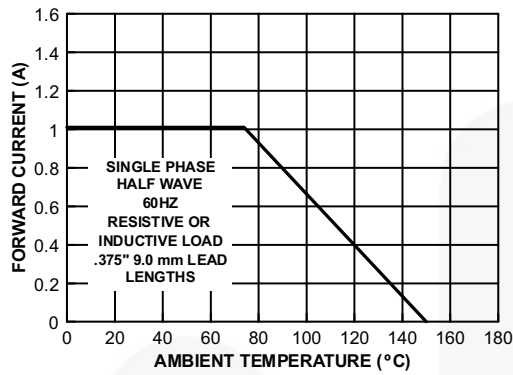


Figure 1. Forward Current Derating Curve

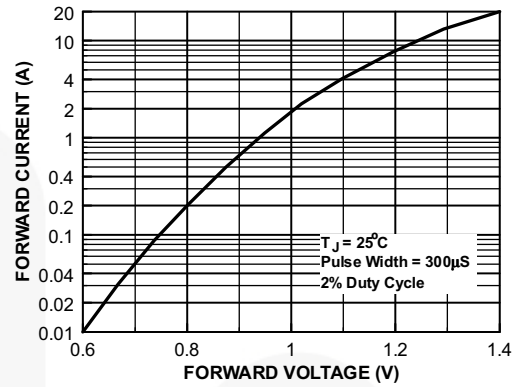


Figure 2. Forward Characteristics

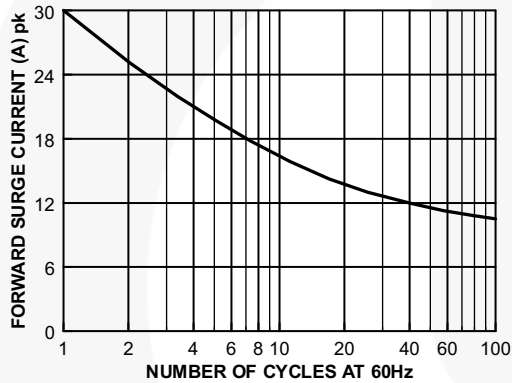


Figure 3. Non-Repetitive Surge Current

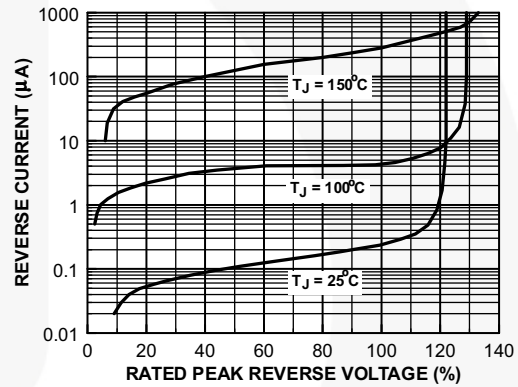
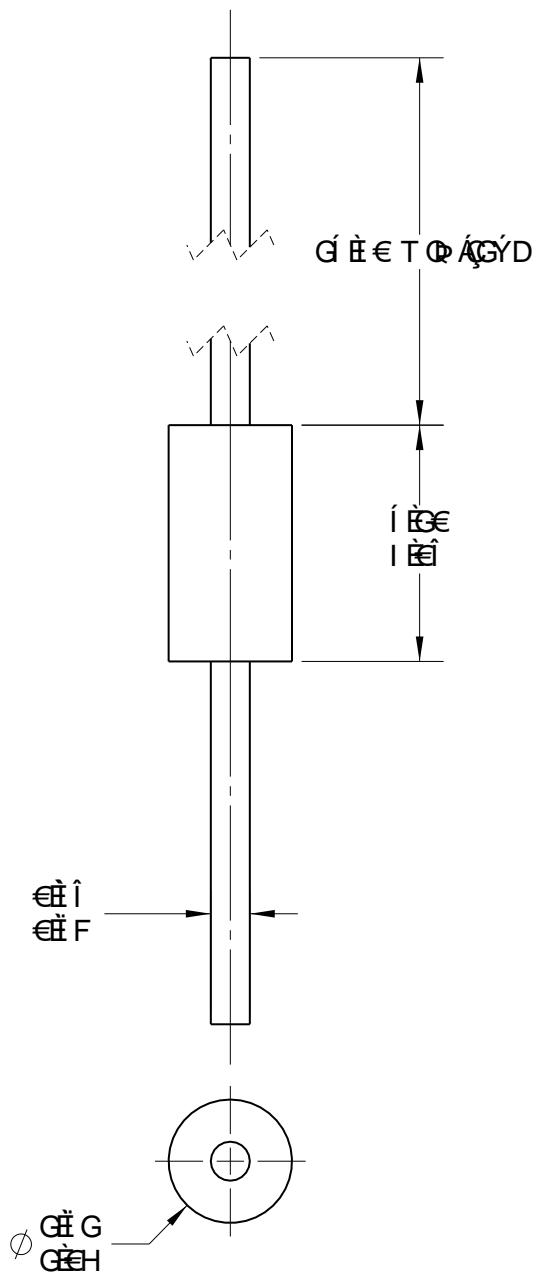


Figure 4. Reverse Characteristics


[illegible]

ህጽናዊ ጥያቄ			
የሰው	የሰው ስም	የሰው ቦታ	የሰው ስም
F	ሆሪያል ሆሪያል ሆሪያል	ገ/ሥራዊ	የሆሪያል ሆሪያል
G	የሆሪያል ሆሪያል ሆሪያል የሆሪያል ሆሪያል ሆሪያል ሆሪያል ሆሪያል ሆሪያል	ገ/ሥራዊ	የሆሪያል ሆሪያል



𐤀𐤅𐤆𐤇𐤈𐤉𐤊𐤋𐤌𐤍𐤎𐤏𐤐𐤑𐤒𐤓𐤔𐤕𐤖𐤗𐤘𐤙𐤚𐤛𐤜𐤝𐤞𐤟𐤠𐤡𐤢𐤣𐤤𐤥𐤦𐤧𐤨𐤩𐤪𐤫𐤬𐤭𐤮𐤯𐤰𐤱𐤲𐤳𐤴𐤵𐤶𐤷𐤸𐤹𐤺𐤻𐤼𐤽𐤾𐤿𐥀𐥁𐥂𐥃𐥄𐥅𐥆𐥇𐥈𐥉𐥊𐥋𐥌𐥍𐥎𐥏𐥐𐥑𐥒𐥓𐥔𐥕𐥖𐥗𐥘𐥙𐥚𐥛𐥜𐥝𐥞𐥟𐥠𐥡𐥢𐥣𐥤𐥥𐥦𐥧𐥨𐥩𐥪𐥫𐥬𐥭𐥮𐥯𐥰𐥱𐥲𐥳𐥴𐥵𐥶𐥷𐥸𐥹𐥺𐥻𐥼𐥽𐥾𐥿𐧀𐧁𐧂𐧃𐧄𐧅𐧆𐧇𐧈𐧉𐧊𐧋𐧌𐧍𐧎𐧏𐧐𐧑𐧒𐧓𐧔𐧕𐧖𐧗𐧘𐧙𐧚𐧛𐧜𐧝𐧞𐧟𐧠𐧡𐧢𐧣𐧤𐧥𐧦𐧧𐧨𐧩𐧪𐧫𐧬𐧭𐧮𐧯𐧰𐧱𐧲𐧳𐧴𐧵𐧶𐧷𐧸𐧹𐧺𐧻𐧼𐧽𐧾𐧿𐨀𐨁𐨂𐨃𐨄𐨅𐨆𐨇𐨈𐨉𐨊𐨋𐨌𐨍𐨎𐨏𐨐𐨑𐨒𐨓𐨔𐨕𐨖𐨗𐨘𐨙𐨚𐨛𐨜𐨝𐨞𐨟𐨠𐨡𐨢𐨣𐨤𐨥𐨦𐨧𐨨𐨩𐨪𐨫𐨬𐨭𐨮𐨯𐨰𐨱𐨲𐨳𐨴𐨵𐨶𐨷𐨹𐨺𐨸𐨻𐨼𐨽𐨾𐨿𐩀𐩁𐩂𐩃𐩄𐩅𐩆𐩇𐩈𐩉𐩊𐩋𐩌𐩍𐩎𐩏𐩐𐩑𐩒𐩓𐩔𐩕𐩖𐩗𐩘𐩙𐩚𐩛𐩜𐩝𐩞𐩟𐩠𐩡𐩢𐩣𐩤𐩥𐩦𐩧𐩨𐩩𐩪𐩫𐩬𐩭𐩮𐩯𐩰𐩱𐩲𐩳𐩴𐩵𐩶𐩷𐩸𐩹𐩺𐩻𐩼𐩽𐩾𐩿𐪀𐪁𐪂𐪃𐪄𐪅𐪆𐪇𐪈𐪉𐪊𐪋𐪌𐪍𐪎𐪏𐪐𐪑𐪒𐪓𐪔𐪕𐪖𐪗𐪘𐪙𐪚𐪛𐪜𐪝𐪞𐪟𐪠𐪡𐪢𐪣𐪤𐪥𐪦𐪧𐪨𐪩𐪪𐪫𐪬𐪭𐪮𐪯𐪰𐪱𐪲𐪳𐪴𐪵𐪶𐪷𐪸𐪹𐪺𐪻𐪼𐪽𐪾𐪿𐫀𐫁𐫂𐫃𐫄𐫅𐫆𐫇𐫈𐫉𐫊𐫋𐫌𐫍𐫎𐫏𐫐𐫑𐫒𐫓𐫔𐫕𐫖𐫗𐫘𐫙𐫚𐫛𐫜𐫝𐫞𐫟𐫠𐫡𐫢𐫣𐫤𐫦𐫥𐫧𐫨𐫩𐫪𐫫𐫬𐫭𐫮𐫯𐫰𐫱𐫲𐫳𐫴𐫵𐫶𐫷𐫸𐫹𐫺𐫻𐫼𐫽𐫾𐫿𐬀𐬁𐬂𐬃𐬄𐬅𐬆𐬇𐬈𐬉𐬊𐬋𐬌𐬍𐬎𐬏𐬐𐬑𐬒𐬓𐬔𐬕𐬖𐬗𐬘𐬙𐬚𐬛𐬜𐬝𐬞𐬟𐬠𐬡𐬢𐬣𐬤𐬥𐬦𐬧𐬨𐬩𐬪𐬫𐬬𐬭𐬮𐬯𐬰𐬱𐬲𐬳𐬴𐬵𐬶𐬷𐬸𐬹𐬺𐬻𐬼𐬽𐬾𐬿𐭀𐭁𐭂𐭃𐭄𐭅𐭆𐭇𐭈𐭉𐭊𐭋𐭌𐭍𐭎𐭏𐭐𐭑𐭒𐭓𐭔𐭕𐭖𐭗𐭘𐭙𐭚𐭛𐭜𐭝𐭞𐭟𐭠𐭡𐭢𐭣𐭤𐭥𐭦𐭧𐭨𐭩𐭪𐭫𐭬𐭭𐭮𐭯𐭰𐭱𐭲𐭳𐭴𐭵𐭶𐭷𐭸𐭹𐭺𐭻𐭼𐭽𐭾𐭿𐮀𐮁𐮂𐮃𐮄𐮅𐮆𐮇𐮈𐮉𐮊𐮋𐮌𐮍𐮎𐮏𐮐𐮑𐮒𐮓𐮔𐮕𐮖𐮗𐮘𐮙𐮚𐮛𐮜𐮝𐮞𐮟𐮠𐮡𐮢𐮣𐮤𐮥𐮦𐮧𐮨𐮩𐮪𐮫𐮬𐮭𐮮𐮯𐮰𐮱𐮲𐮳𐮴𐮵𐮶𐮷𐮸𐮹𐮺𐮻𐮼𐮽𐮾𐮿𐯀𐯁𐯂𐯃𐯄𐯅𐯆𐯇𐯈𐯉𐯊𐯋𐯌𐯍𐯎𐯏𐯐𐯑𐯒𐯓𐯔𐯕𐯖𐯗𐯘𐯙𐯚𐯛𐯜𐯝𐯞𐯟𐯠𐯡𐯢𐯣𐯤𐯥𐯦𐯧𐯨𐯩𐯪𐯫𐯬𐯭𐯮𐯯𐯰𐯱𐯲𐯳𐯴𐯵𐯶𐯷𐯸𐯹𐯺𐯻𐯼𐯽𐯾𐯿𐰀𐰁𐰂𐰃𐰄𐰅𐰆𐰇𐰈𐰉𐰊𐰋𐰌𐰍𐰎𐰏𐰐𐰑𐰒𐰓𐰔𐰕𐰖𐰗𐰘𐰙𐰚𐰛𐰜𐰝𐰞𐰟𐰠𐰡𐰢𐰣𐰤𐰥𐰦𐰧𐰨𐰩𐰪𐰫𐰬𐰭𐰮𐰯𐰰𐰱𐰲𐰳𐰴𐰵𐰶𐰷𐰸𐰹𐰺𐰻𐰼𐰽𐰾𐰿𐱀𐱁𐱂𐱃𐱄𐱅𐱆𐱇𐱈𐱉𐱊𐱋𐱌𐱍𐱎𐱏𐱐𐱑𐱒𐱓𐱔𐱕𐱖𐱗𐱘𐱙𐱚𐱛𐱜𐱝𐱞𐱟𐱠𐱡𐱢𐱣𐱤𐱥𐱦𐱧𐱨𐱩𐱪𐱫𐱬𐱭𐱮𐱯𐱰𐱱𐱲𐱳𐱴𐱵𐱶𐱷𐱸𐱹𐱺𐱻𐱼𐱽𐱾𐱿𐲀𐲁𐲂𐲃𐲄𐲅𐲆𐲇𐲈𐲉𐲊𐲋𐲌𐲍𐲎𐲏𐲐𐲑𐲒𐲓𐲔𐲕𐲖𐲗𐲘𐲙𐲚𐲛𐲜𐲝𐲞𐲟𐲠𐲡𐲢𐲣𐲤𐲥𐲦𐲧𐲨𐲩𐲪𐲫𐲬𐲭𐲮𐲯𐲰𐲱𐲲𐲳𐲴𐲵𐲶𐲷𐲸𐲹𐲺𐲻𐲼𐲽𐲾𐲿𐳀𐳁𐳂𐳃𐳄𐳅𐳆𐳇𐳈𐳉𐳊𐳋𐳌𐳍𐳎𐳏𐳐𐳑𐳒𐳓𐳔𐳕𐳖𐳗𐳘𐳙𐳚𐳛𐳜𐳝𐳞𐳟𐳠𐳡𐳢𐳣𐳤𐳥𐳦𐳧𐳨𐳩𐳪𐳫𐳬𐳭𐳮𐳯𐳰𐳱𐳲𐳳𐳴𐳵𐳶𐳷𐳸𐳹𐳺𐳻𐳼𐳽𐳾𐳿𐴀𐴁𐴂𐴃𐴄𐴅𐴆𐴇𐴈𐴉𐴊𐴋𐴌𐴍𐴎𐴏𐴐𐴑𐴒𐴓𐴔𐴕𐴖𐴗𐴘𐴙𐴚𐴛𐴜𐴝𐴞𐴟𐴠𐴡𐴢𐴣𐴤𐴥𐴦𐴧𐴨𐴩𐴪𐴫𐴬𐴭𐴮𐴯𐴰𐴱𐴲𐴳𐴴𐴵𐴶𐴷𐴸𐴹𐴺𐴻𐴼𐴽𐴾𐴿𐵀𐵁𐵂

~~W~~W~~E~~E~~A~~A~~J~~J~~O~~O~~S~~S~~E~~E~~O~~O~~A~~A~~V~~V~~C~~C~~B~~B~~O~~O~~E~~E~~I~~I~~O~~O~~A~~A~~J~~J~~O~~O~~Z~~Z~~O~~O~~U~~U~~P~~P~~O~~O~~A~~A~~I~~I
R R O O O O A U E I E A K C E J E V W P A T S E
~~W~~W~~E~~E~~A~~A~~J~~J~~O~~O~~S~~S~~E~~E~~O~~O~~A~~A~~V~~V~~C~~C~~B~~B~~O~~O~~E~~E~~I~~I~~O~~O~~A~~A~~J~~J~~O~~O~~Z~~Z~~O~~O~~U~~U~~P~~P~~O~~O~~A~~A~~I~~I
~~W~~W~~E~~E~~A~~A~~J~~J~~O~~O~~S~~S~~E~~E~~O~~O~~A~~A~~V~~V~~C~~C~~B~~B~~O~~O~~E~~E~~I~~I~~O~~O~~A~~A~~J~~J~~O~~O~~Z~~Z~~O~~O~~U~~U~~P~~P~~O~~O~~A~~A~~I~~I
~~W~~W~~E~~E~~A~~A~~J~~J~~O~~O~~S~~S~~E~~E~~O~~O~~A~~A~~V~~V~~C~~C~~B~~B~~O~~O~~E~~E~~I~~I~~O~~O~~A~~A~~J~~J~~O~~O~~Z~~Z~~O~~O~~U~~U~~P~~P~~O~~O~~A~~A~~I~~I
P O U T O N O C S S Y A J O S E O A O S C U A E
~~W~~W~~E~~E~~A~~A~~J~~J~~O~~O~~S~~S~~E~~E~~O~~O~~A~~A~~V~~V~~C~~C~~B~~B~~O~~O~~E~~E~~I~~I~~O~~O~~A~~A~~J~~J~~O~~O~~Z~~Z~~O~~O~~U~~U~~P~~P~~O~~O~~A~~A~~I~~I
M D K S S A Q C O P U B U F A L E O A T S S Q O V O U U E
~~W~~W~~E~~E~~A~~A~~J~~J~~O~~O~~S~~S~~E~~E~~O~~O~~A~~A~~V~~V~~C~~C~~B~~B~~O~~O~~E~~E~~I~~I~~O~~O~~A~~A~~J~~J~~O~~O~~Z~~Z~~O~~O~~U~~U~~P~~P~~O~~O~~A~~A~~I~~I
M D M U C Y P O A Z S O A P E T O K O U I F O J X G

00000X000 00000X000 00000X000 00000X000 00000X000	00000X000 00000X000 00000X000 00000X000 00000X000	
00000X000 00000X000 00000X000 00000X000 00000X000	00000X000 00000X000 00000X000 00000X000 00000X000	00000X000 00000X000 00000X000 00000X000 00000X000
00000X000 00000X000 00000X000 00000X000 00000X000	00000X000 00000X000 00000X000 00000X000 00000X000	00000X000 00000X000 00000X000 00000X000 00000X000

ON Semiconductor and  are trademarks of Semiconductor Components Industries, LLC dba ON Semiconductor or its subsidiaries in the United States and/or other countries. ON Semiconductor owns the rights to a number of patents, trademarks, copyrights, trade secrets, and other intellectual property. A listing of ON Semiconductor's product/patent coverage may be accessed at www.onsemi.com/site/pdf/Patent-Marking.pdf. ON Semiconductor reserves the right to make changes without further notice to any products herein. ON Semiconductor makes no warranty, representation or guarantee regarding the suitability of its products for any particular purpose, nor does ON Semiconductor assume any liability arising out of the application or use of any product or circuit, and specifically disclaims any and all liability, including without limitation special, consequential or incidental damages. Buyer is responsible for its products and applications using ON Semiconductor products, including compliance with all laws, regulations and safety requirements or standards, regardless of any support or applications information provided by ON Semiconductor. "Typical" parameters which may be provided in ON Semiconductor data sheets and/or specifications can and do vary in different applications and actual performance may vary over time. All operating parameters, including "Typicals" must be validated for each customer application by customer's technical experts. ON Semiconductor does not convey any license under its patent rights nor the rights of others. ON Semiconductor products are not designed, intended, or authorized for use as a critical component in life support systems or any FDA Class 3 medical devices or medical devices with a same or similar classification in a foreign jurisdiction or any devices intended for implantation in the human body. Should Buyer purchase or use ON Semiconductor products for any such unintended or unauthorized application, Buyer shall indemnify and hold ON Semiconductor and its officers, employees, subsidiaries, affiliates, and distributors harmless against all claims, costs, damages, and expenses, and reasonable attorney fees arising out of, directly or indirectly, any claim of personal injury or death associated with such unintended or unauthorized use, even if such claim alleges that ON Semiconductor was negligent regarding the design or manufacture of the part. ON Semiconductor is an Equal Opportunity/Affirmative Action Employer. This literature is subject to all applicable copyright laws and is not for resale in any manner.

PUBLICATION ORDERING INFORMATION

LITERATURE FULFILLMENT:

Literature Distribution Center for ON Semiconductor
19521 E. 32nd Pkwy, Aurora, Colorado 80011 USA
Phone: 303-675-2175 or 800-344-3860 Toll Free USA/Canada
Fax: 303-675-2176 or 800-344-3867 Toll Free USA/Canada
Email: orderlit@onsemi.com

N. American Technical Support: 800-282-9855 Toll Free
USA/Canada

Europe, Middle East and Africa Technical Support:
Phone: 421 33 790 2910

Japan Customer Focus Center
Phone: 81-3-5817-1050

ON Semiconductor Website: www.onsemi.com

Order Literature: <http://www.onsemi.com/orderlit>

For additional information, please contact your local
Sales Representative

Mouser Electronics

Authorized Distributor

Click to View Pricing, Inventory, Delivery & Lifecycle Information:

[onsemi:](#)

[1N4004GP](#)