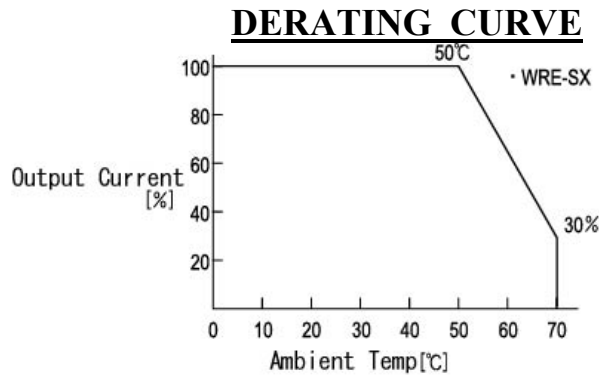


150 WATT AC-DC CONVERTER WRE-SX SERIES

Specifications<AC/DC> WRE**SX-U 150WATTS/SINGLE	Model				
	WRE05SX-U	WRE12SX-U	WRE15SX-U	WRE24SX-U	WRE48SX-U
Input Characteristic					
Input Voltage	AC115/230V				
Input Current	3.3A at AC115V/1.9A at AC230V				
Input Range *1	AC85-132V/AC170-264V(DC220-350V)				
Input Frequency	50/60Hz				
Input Frequency Range	47-440Hz				
Phase	Single				
Inrush Current *2	12A(maximum)at AC115V/24A(maximum) at AC230V				
Efficiency [%] (typical) *3	82	84	85	87	87



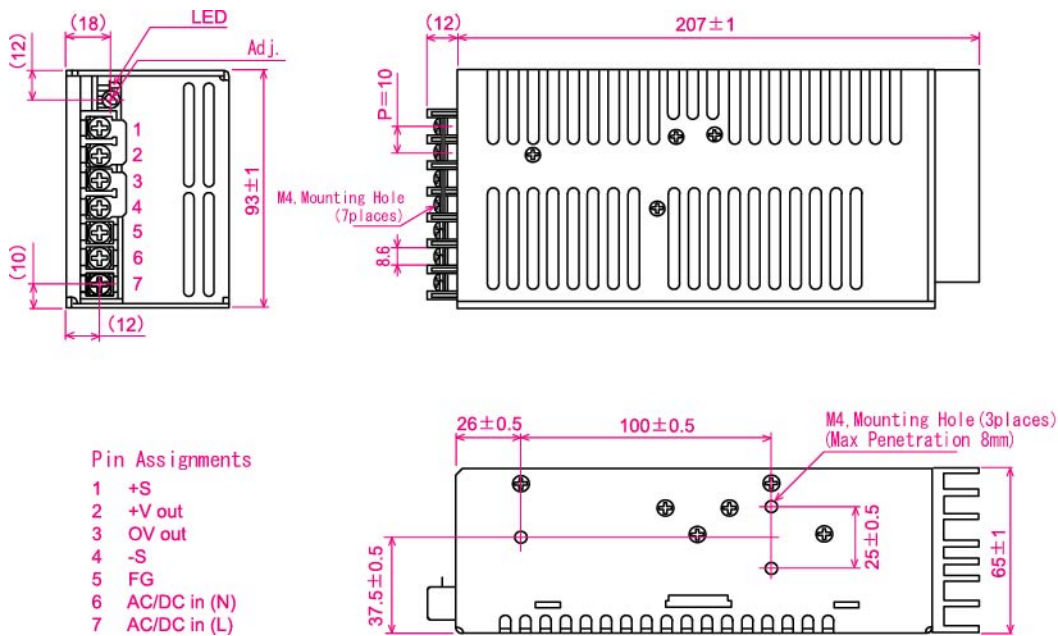
※For safety specification, contact ETA Sales Representative

Output Characteristic	Model				
WRE**SX-U(150WATTS/SINGLE)	WRE05SX-U	WRE12SX-U	WRE15SX-U	WRE24SX-U	WRE48SX-U
Output Voltage [V]	5	12	15	24	48
Output Current [A]	30.0	14.0	11.0	7.0	3.5
Voltage Adjust Range	+/- 10% of Rated Output Voltage(at no load within the input range)				
Ripple and Noise [mVp-p](maximum) *4	100	170	200	290	530
Regulation					
a.Statistic Line Regulation [mV](maximum)	15	36	45	72	144
b.Statistic Load Regulation [mV](maximum)	15	36	45	72	144
c.Temperature Coefficient *5	0.01%/°C				
d.Drift[mV](maximum) *6	40	75	90	135	255
e.Dynamic Load Regulation [mV](typical) *7	not specified				
f.Recovery Time *7	not specified				
Rise up time	500mS(maximum)AC115V/200mS(maximum)AC230V at 25°C and rated input/output				
Hold up time	20mS(minimum) at 25°C and rated input/output				
Functions					
Overcurrent Protection of Rated Output Current[A]	≥110%	Current Limiting with automatic recovery			
		33.0	15.4	12.1	7.7
Overvoltage Protection of Rated Output Voltage[V]	≥110% of	Output shutdown (to reset, leave 1minute after shut-off)			
		5.5	13.2	16.5	26.4
Remote Sense	available				
Remote On/Off	not available				
Power Fail Detection	not available				
Parallel/series Operation	not available				
Environmental					
Operating Temperature *8	0 to +50°C				
Operating Humidity	30 to 85%RH(non-condensing)				
Storage Temperature	-20 to +85°C				
Storage Humidity	10 to 85%RH(non-condensing)				
Withstanding Voltage	Primary-Secondary AC3,000V for 1minute				
	Primary-Frame Ground AC2,500V for 1minute				
	Secondary-Frame Ground AC500V for 1minute				
Isolation Resistance	Primary-Secondary-Frame Ground 50MΩ(minimum) by DC500V insulation tester				
Vibration	5-10Hz: 10mm double amplitude, 10-55Hz: 19.6m/s ² , 20minutes' period for 60minutes each along X, Y, Z axes(non-operating)				
Shock	294m/s ²				
Cooling	Convection				
Leakage Current	1mA(maximum) at 25°C, rated input/output and rated input frequency				
Line Conducted Noise	Built to meet VDE0871 Class B(150kHz)				
	Built to meet FCC Part15-B Class B				
Safety	UL: UL1950				
	CUL: CSA C22.2 No234(Level 3)				
	VDE: EN60950, IEC950, VDE0805				
□ Weight (typical)	1,120g				
□ MTBF [H]	430,000				
□ Switching Frequency[kHz](typical)	140				

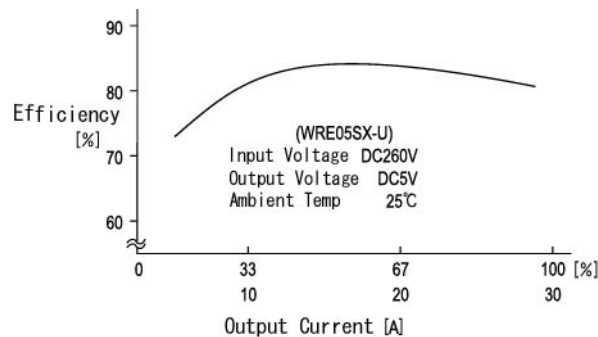
Condition:

- *1 Auto-changeable between 100V input and 200V input at AC140V +/-2V
- *2 at cold start
- *3 at DC260V input and rated output
- *4 measured by a bayonet probe at output connector at a 0 to 100MHz bandwidth
- *5 at 0 to +50°C
- *6 for 7hour period after 1hour warm-up at 25°C and rated input/output
- *7 when output current changed from 25% to 75% of rated output current rapidly at AC115/230V input
- *8 safety approved at 25°C

DIMENSION DIAGRAM



EFFICIENCY CURVE



Mouser Electronics

Authorized Distributor

Click to View Pricing, Inventory, Delivery & Lifecycle Information:

[onsemi:](#)

[1N4759A](#) [1N4760A](#) [1N4761A](#) [1N4762A](#) [1N4764A](#)